

**CITY OF SCRANTON**  
**Lackawanna County, Pennsylvania**



**January 1, 2017 – December 31, 2017**

**Consolidated Annual Performance and Evaluation Report**  
**CAPER**

---

**William L. Courtright**  
**Mayor**  
**City of Scranton**

**Linda B. Aebli**  
**Executive Director**

**Prepared By:**  
**Office of Economic and Community Development**  
**340 North Washington Avenue**  
**Municipal Building**  
**Scranton, Pennsylvania 18503**

[www.scrantonpa.gov/oecd](http://www.scrantonpa.gov/oecd)

**Phone: 570/348-4216**

**FAX: 570/348-4123**

**TDD: 570/348-4233**

# Scranton, Pennsylvania 2017 Consolidated Annual Performance and Evaluation Report

For the Program Period Ending: January 1, 2017 through December 1, 2017

## TABLE OF CONTENTS

Submission Letter to HUD
Public Comments and Verification of Public Notice - <b>March 12, 2018</b>
CR-05 Goals and Outcomes
CR-10 Racial and Ethnic Composition of families Assisted
CR-15 Resources and Investments
CR-20 Affordable Housing
CR-25 Homeless and Other Special Needs
CR-30 Public Housing
CR-35 Other Actions
CR-40 Monitoring
CR-45 Community Development Block Grant Program
CR-50 HOME Investment Partnership Program
Emergency Solutions Grants 2017 SAGE Summary Report with Filters
Maps
IDIS Reports
<b>PR 02 List of Activities 2017</b>
<b>PR 05 Drawdown Report by Project &amp; Activities 2017</b>
<b>PR 06 Summary of Consolidated Plan Projects for 2017</b>
<b>PR 07 Drawdown Report by Voucher Number - 2017 CDBG-HOME-ESG</b>
<b>PR 22 Status of HOME Activities - Entitlement 2017</b>
<b>PR 23 CDBG Activities with Disbursements by Activity Group &amp; Matrix Code 2017</b>
<b>PR 25 Status of CHDO Funds by Fiscal Year</b>
<b>PR 26 CDBG Financial Summary Report</b>
<b>PR 27 Status of HOME Grants 2017</b>
<b>PR 33 HOME Matching Liability Report</b>
<b>PR 50 CDBG Expenditure Report</b>
<b>PR 51 Selected CDBG Accomplishment Report Program Year 2017</b>
<b>PR 54 CDBG Grant Performance Profile</b>
<b>PR 91 ESG Sub-recipients Vouchers</b>



March 27, 2018

Mr. Nadab O. Bynum  
Director  
Office of Community Planning and Development  
U.S. Department of Housing and Urban Development  
The Wanamaker Building  
100 Penn Square East  
Philadelphia, PA 19107-3380

Re: City of Scranton, Pennsylvania  
Consolidated Annual Performance & Evaluation Report (Caper)  
January 1, 2017 to December 31, 2017

Dear Director Bynum:

The City of Scranton's Consolidated Annual Performance and Evaluation Report for the year 2017 has been submitted through the Integrated Disbursement Information System. Please note this is the Third (3rd) year of our 2015-2019 Consolidated Plan.

The Emergency Solutions Grant 2017 SAGE report was submitted to HUD on March 19, 2017.

City of Scranton's Office of Economic and Community Development (OECD) has made a concerted effort to ensure that this CAPER meets all the federal regulations outlined in 24 CFR Part 91.

If you have any questions or need additional information please do not hesitate to contact me at 570/348-4216 or email at [Laebli@scrantonpa.gov](mailto:Laebli@scrantonpa.gov).

Sincerely,

A handwritten signature in blue ink that reads "Linda B. Aebli".

Linda B. Aebli  
Executive Director

Lba/

Cc. (Letter Only)  
Ms. Fatina Ming, CPD Representative, HUD, Philadelphia  
Ms. Mary Maroon, Director of Finance and Compliance, OECD  
Mr. Thomas Preambo, Deputy Director, OECD  
Sean Gallagher, Esquire, Solicitor, OECD  
Scranton City Council (Complete CAPER)  
Scranton Public Library (Complete CAPER)

Scranton, Pennsylvania

Verification

Of

Public Notice

“Citizen Comments”

Scranton Times

Monday, March 12, 2018

Office of Economic and Community Development  
Scranton, Pennsylvania 18503

The Public Notice was advertised in the Times-Tribune on Monday, March 12, 2018 to advise the public the City of Scranton's Consolidated Annual Performance and Evaluation Report (CAPER) for the period of January 1, 2017 to December 31, 2017 is available for citizen review and comments in OECD beginning Wednesday, March 14, 2018 until Wednesday, March 28, 2018 from 8:00 a.m. to 4:00 p.m..

Scranton resident Ms. Marie Schumacher visited the Office of Economic and Community Development on Wednesday, March 21, 2018 inquiring about the CAPER. She reviewed the document for one hour and asked many questions to the OECD Executive Director, Linda Aebli. Ms. Aebli answered all her questions satisfactorily. Ms. Schumacher indicated the document was well done.

Linda B. Aebli  
Executive Director  
Office of Economic and Community Development  
Municipal Building  
340 North Washington Avenue  
Scranton, Pennsylvania 18503  
Phone: 570/348-4216



March 5, 2018

The Scranton Times/Tribune  
Penn Avenue and Spruce Street  
Scranton, PA 18503

**Re: Public Notice  
City of Scranton  
Office of Economic and Community Development  
Consolidated Annual Performance and Evaluation Report**

To Whom It May Concern:

Please insert the enclosed **PUBLIC NOTICE** in the **(Non- Legal Section)** of the Scranton Times/Tribune on the following day:

**Monday, March 12, 2018**

This office is requesting a notarized invoice indicating the date the Public Notice appeared in your newspaper. Please include on the invoice the **PROJECT TITLE** as listed above and forward the notarized invoice to our mailing address:

**OFFICE OF ECONOMIC & COMMUNITY DEVELOPMENT  
Municipal Building  
340 North Washington Avenue  
Scranton, PA 18503**

Please be aware that the notarized invoice we are requesting is not in lieu of the billing invoice that is sent to this address. The billing invoice should include a tear sheet and project title and number as listed above. **BILL TO OECD ACCOUNT #11859.**

Thank you for your cooperation in this matter. If you have any questions regarding this request, please contact me at 348-4216.

Sincerely,

Linda B. Aebli  
Executive Director

Lba/

Enclosure

# PUBLIC NOTICE

Notice is hereby given by the City of Scranton, Pennsylvania that the Consolidated Annual Performance and Evaluation Report (CAPER) for the period of January 1, 2017 to December 31, 2017 has been drafted and is available to the public for review and comments in the City of Scranton's Office of Economic and Community Development (OECD) located 1st Floor, 340 North Washington Avenue, Municipal Building, Scranton, Pennsylvania 18503.

This report is available from Wednesday, March 14, 2018 until Wednesday, March 28, 2018 from 8:30 a.m. to 4:00 p.m. daily. This report will include both a summary of programmatic accomplishments and an assessment of progress towards meeting the priority needs and specific objectives identified in Scranton's Consolidated Plan 2015-2019. The CAPER reports on the Community Development Block Grant Program (CDBG), HOME Investment Partnership (HOME) and the Emergency Solutions Grant Program (ESG). The CAPER is due to the U. S. Department of Housing and Urban Development ninety (90) days of the close of Scranton's program year or Thursday, March 29, 2018.

**William L. Courtright,**  
Mayor  
City of Scranton

**Linda B. Aebli,**  
Executive Director  
Office of Economic and  
Community Development

MARCH 12, 2018

## **PUBLIC NOTICE**

Notice is hereby given by the City of Scranton, Pennsylvania that the Consolidated Annual Performance and Evaluation Report (CAPER) for the period of January 1, 2017 to December 31, 2017 has been drafted and is available to the public for review and comments in the City of Scranton's Office of Economic and Community Development (OECD) located 1<sup>st</sup> Floor, 340 North Washington Avenue, Municipal Building, Scranton, Pennsylvania 18503.

This report is available from Wednesday, March 14, 2018 until Wednesday, March 28, 2018 from 8:30 a.m. to 4:00 p.m. daily. This report will include both a summary of programmatic accomplishments and an assessment of progress towards meeting the priority needs and specific objectives identified in Scranton's Consolidated Plan 2015-2019. The CAPER reports on the Community Development Block Grant Program (CDBG), HOME Investment Partnership (HOME) and the Emergency Solutions Grant Program (ESG). The CAPER is due to the U. S. Department of Housing and Urban Development ninety (90) days of the close of Scranton's program year or Thursday, March 29, 2018.

William L. Courtright  
Mayor  
City of Scranton

Linda B. Aebli  
Executive Director  
Office of Economic and Community Development



# Scranton, Pennsylvania

- CR-05 Goals and Outcomes
- CR-10 Racial and Ethnic Composition of families Assisted
- CR- 15 Resources and Investments
- CR-20 Affordable Housing
- CR-25 Homeless and Other Special Needs
- CR-30 Public Housing
- CR- 35 Other Actions
- CR-40 Monitoring

**Progress the jurisdiction has made in carrying out its strategic plan and its action plan. 91.520(a)**

This could be an overview that includes major initiatives and highlights that were proposed and executed throughout the program year.

The program Year 2017 Consolidated Annual Performance and Evaluation Report (CAPER) describes the City of Scranton's affordable housing and community development activities carried out in 2017 (January 1, 2017 through December 31, 2017). The CAPER also provides the community with a concise statement regarding the federal funds available for activities undertaken, and an evaluation of the City's progress in carrying out the goals and objectives as stated in the Five Year Consolidated Plan 2015-2019 and the 2017 Action Plan. Scranton, Pennsylvania is designated as an entitlement community for three funding programs administered by the U.S. Department of Housing and Urban Development (HUD): Community Development Block Grant (CDBG); HOME Investment Partnerships; and Emergency Solutions Grant (ESG).

Plan Year 2017 is the third year of Scranton's 2015-2019 Consolidated Plan focused on major activities: Reconstruction of Roads to include handicap curb cuts has been a high priority in low to moderate-income areas to assist all of our citizens. Scranton's Owner Occupied Rehabilitation Program to assist low to moderate income families to bring their homes to correct building conditions that threatens their health and safety.

The City of Scranton remains committed to supporting the Public Service activities that benefit Low to Moderate Income residents.

Neighborhood Police Patrol is a Public Service that is a high priority for Scranton.

Scranton's economic development loan program efforts continue to attract new employers and consequently create additional jobs.

Comparison of the proposed versus actual outcomes for each outcome measure submitted with the consolidated plan and explain, if applicable, why progress was not made toward meeting goals and objectives. 91.520(g) Categories, priority levels, funding sources and amounts, outcomes/objectives, goal outcome indicators, units of measure, targets, actual outcomes/outputs, and percentage completed for each of the grantee's program year goals.

Goal	Category	Source / Amount	Indicator	Unit of Measure	Expected - Strategic Plan	Actual - Strategic Plan	Percent Complete	Expected - Program Year	Actual - Program Year	Percent Complete
Administration	Administration	CDBG: \$ / HOME: \$ / ESG: \$	Other	Other	1	1	100.00%	1	5	500.00%
Affirmatively Further Fair Housing	Affordable Housing Public Housing Homeless Further Fair Housing	HOME: \$	Other	Other	76000	76000	100.00%			
Anti-displacement and Relocation Plan	Affordable Housing Public Housing Homeless	CDBG: \$	Other	Other	5	0	0.00%			
Chronic Homelessness	Homeless	ESG: \$	Tenant-based rental assistance / Rapid Rehousing	Households Assisted	25	0	0.00%			

Chronic Homelessness	Homeless	ESG: \$	Overnight/Emergency Shelter/Transitional Housing Beds added	Beds	50	50	100.00%			
Demolition of Hazardous Structures	Demolition of Hazardous Structures	CDBG: \$	Buildings Demolished	Buildings	80	47	58.75%	12	16	133.33%
Economic Development - Job Creation	Non-Housing Community Development	CDBG: \$	Facade treatment/business building rehabilitation	Business	0	0				
Economic Development - Job Creation	Non-Housing Community Development	CDBG: \$	Jobs created/retained	Jobs	6	13	216.67%	6	1	16.67%
Economic Development - Job Creation	Non-Housing Community Development	CDBG: \$	Businesses assisted	Businesses Assisted	5	3	60.00%	0	1	
Employment - Job Training	Non-Housing Community Development	CDBG: \$	Public service activities other than Low/Moderate Income Housing Benefit	Persons Assisted	0	0				
Employment - Job Training	Non-Housing Community Development	CDBG: \$	Jobs created/retained	Jobs	10	0	0.00%			
ESG - Emergency shelter	Affordable Housing Homeless Non-Homeless Special Needs	ESG: \$	Tenant-based rental assistance / Rapid Rehousing	Households Assisted	0	0				

ESG - Emergency shelter	Affordable Housing Homeless Non-Homeless Special Needs	ESG: \$	Homeless Person Overnight Shelter	Persons Assisted	150	239	159.33%	300	0	0.00%
ESG - Emergency shelter	Affordable Housing Homeless Non-Homeless Special Needs	ESG: \$	Overnight/Emergency Shelter/Transitional Housing Beds added	Beds	100	6	6.00%	50	0	0.00%
ESG - Emergency shelter	Affordable Housing Homeless Non-Homeless Special Needs	ESG: \$	Homelessness Prevention	Persons Assisted	0	0				
ESG - HMIS	ESG HMIS	ESG: \$	Other	Other	1	1	100.00%			
ESG - Homelessness Prevention	Homeless Non-Homeless Special Needs	ESG: \$	Homelessness Prevention	Persons Assisted	100	93	93.00%	15	0	0.00%
ESG - Rapid Rehousing Assistance	Affordable Housing Non-Homeless Special Needs	ESG: \$	Homelessness Prevention	Persons Assisted	100	56	56.00%	25	0	0.00%
ESG - Street Outreach	Homeless Non-Homeless Special Needs	ESG: \$	Overnight/Emergency Shelter/Transitional Housing Beds added	Beds	10	0	0.00%			
ESG - Street Outreach	Homeless Non-Homeless Special Needs	ESG: \$	Housing for Homeless added	Household Housing Unit	10	0	0.00%			

ESG - Street Outreach	Homeless Non-Homeless Special Needs	ESG: \$	Housing for People with HIV/AIDS added	Household Housing Unit	1	0	0.00%			
Homebuyer Program	Affordable Housing	HOME: \$	Homeowner Housing Added	Household Housing Unit	0	0	0			
Homebuyer Program	Affordable Housing	HOME: \$	Direct Financial Assistance to Homebuyers	Households Assisted	12	26	216.67%	5	14	280.00%
Housing Development	Affordable Housing Public Housing	CDBG: \$ / HOME: \$	Homeowner Housing Added	Household Housing Unit		0				
Housing Development	Affordable Housing Public Housing	CDBG: \$ / HOME: \$	Homeowner Housing Rehabilitated	Household Housing Unit		0		1	0	0.00%
Increase Food Security	Non-Housing Community Development	CDBG: \$	Public service activities other than Low/Moderate Income Housing Benefit	Persons Assisted	50	0	0.00%			
Increase Housing Stock	Affordable Housing Non-Housing Community Development	HOME: \$	Homeowner Housing Added	Household Housing Unit	1	0	0.00%			

Land Bank	Land Banking	CDBG: \$	Public Facility or Infrastructure Activities other than Low/Moderate Income Housing Benefit	Persons Assisted	0	1			
Land Bank	Land Banking	CDBG: \$	Housing Code Enforcement/Foreclosed Property Care	Household Housing Unit	5	0	0.00%		
Lead Based Paint Abatement Program	Affordable Housing	HOME: \$	Homeowner Housing Rehabilitated	Household Housing Unit	5	0	0.00%		
Permanent Supportive Housing	Affordable Housing Public Housing Homeless Non-Homeless Special Needs	CDBG: \$	Homelessness Prevention	Persons Assisted	0	0			
Permanent Supportive Housing	Affordable Housing Public Housing Homeless Non-Homeless Special Needs	CDBG: \$	Housing for Homeless added	Household Housing Unit	4	0	0.00%		
Public Facilities/Infrastructure	Affordable Housing Non-Housing Community Development	CDBG: \$	Public Facility or Infrastructure Activities other than Low/Moderate Income Housing Benefit	Persons Assisted	25000	62857	251.43%	0	

Public Facilities/Infrastructure	Affordable Housing Non-Housing Community Development	CDBG: \$	Public Facility or Infrastructure Activities for Low/Moderate Income Housing Benefit	Households Assisted	55000	7080	12.87%			
Public Facilities/Infrastructure	Affordable Housing Non-Housing Community Development	CDBG: \$	Public service activities other than Low/Moderate Income Housing Benefit	Persons Assisted	0	0		25000	24045	96.18%
Public Service.Child Care	Non-Homeless Special Needs Non-Housing Community Development	CDBG: \$	Public Facility or Infrastructure Activities other than Low/Moderate Income Housing Benefit	Persons Assisted	0	0				
Public Service.Child Care	Non-Homeless Special Needs Non-Housing Community Development	CDBG: \$	Public Facility or Infrastructure Activities for Low/Moderate Income Housing Benefit	Households Assisted	0	0		10	0	0.00%
Public Service.Child Care	Non-Homeless Special Needs Non-Housing Community Development	CDBG: \$	Public service activities other than Low/Moderate Income Housing Benefit	Persons Assisted	0	46				
Public Service.Child Care	Non-Homeless Special Needs Non-Housing Community Development	CDBG: \$	Public service activities for Low/Moderate Income Housing Benefit	Households Assisted	250	220	88.00%			



Public Service. Youth	Non-Homeless Special Needs Non-Housing Community Development	CDBG: \$	Public service activities other than Low/Moderate Income Housing Benefit	Persons Assisted	150	742	494.67%	325	365	112.31%
Public Service. Youth	Non-Homeless Special Needs Non-Housing Community Development	CDBG: \$	Public service activities for Low/Moderate Income Housing Benefit	Households Assisted	350	649	185.43%	200	0	0.00%
Public Services. Crime Prevention		CDBG: \$	Public service activities for Low/Moderate Income Housing Benefit	Households Assisted	9000	22565	250.72%	15000	0	0.00%
Rehabilitate Owner-Occupied Housing Units	Affordable Housing	CDBG: \$ / HOME: \$	Homeowner Housing Rehabilitated	Household Housing Unit	38	6	15.79%	8	1	12.50%
Rental Rehabilitation Program	Affordable Housing	HOME: \$	Rental units rehabilitated	Household Housing Unit	2	0	0.00%			
Section 108 Repayment	Non-Housing Community Development	CDBG: \$	Other	Other	2	2	100.00%	2	2	100.00%
Support efforts for homeless, special needs	Affordable Housing Homeless Non-Homeless Special Needs	CDBG: \$ / ESG: \$	Public service activities other than Low/Moderate Income Housing Benefit	Persons Assisted	50	0	0.00%			

Support efforts for homeless, special needs	Affordable Housing Homeless Non-Homeless Special Needs	CDBG: \$ / ESG: \$	Public service activities for Low/Moderate Income Housing Benefit	Households Assisted	0	0			
Support efforts for homeless, special needs	Affordable Housing Homeless Non-Homeless Special Needs	CDBG: \$ / ESG: \$	Homelessness Prevention	Persons Assisted	20	0	0.00%		
Support efforts for homeless, special needs	Affordable Housing Homeless Non-Homeless Special Needs	CDBG: \$ / ESG: \$	HIV/AIDS Housing Operations	Household Housing Unit	3	1	33.33%		
Support Non-Homeless Special Needs	Affordable Housing Homeless Non-Homeless Special Needs	CDBG: \$ / ESG: \$	Public service activities for Low/Moderate Income Housing Benefit	Households Assisted	25	129	516.00%	5	0

Table 1 - Accomplishments – Program Year & Strategic Plan to Date

**Assess how the jurisdiction's use of funds, particularly CDBG, addresses the priorities and specific objectives identified in the plan, giving special attention to the highest priority activities identified.**

All projects supported with Consolidated Plan program funds during the reporting period met the statutory goals of providing decent housing and a suitable living environment and expanded economic opportunities, principally for low-income and moderate-income persons. During the 2017 reporting period, CDBG funds were distributed among the HUD-priority needs identified in the 2015-2019 Consolidated Plan.

CR-10 - Racial and Ethnic composition of families assisted

**Describe the families assisted (including the racial and ethnic status of families assisted). 91.520(a)**

	CDBG	HOME	ESG
White	1,488	27	0
Black or African American	727	9	0
Asian	101	5	0
American Indian or American Native	0	0	0
Native Hawaiian or Other Pacific Islander	5	0	0
<b>Total</b>	<b>2,321</b>	<b>41</b>	<b>0</b>
Hispanic	515	0	0
Not Hispanic	1,806	41	0

Table 2 – Table of assistance to racial and ethnic populations by source of funds

**Narrative**

According to the 2010 Census Scranton’s population of minority race or Hispanic has been increasing over the past decade. The City and the Citizens Advisory Committee is mindful in the selection of programs for funding, that services, especially those available in multiple languages, are made available to Scranton’s minority populations. Recently, Scranton hired an Interpreter and Translation Service. See Attachment.

## CR-15 - Resources and Investments 91.520(a)

Identify the resources made available

Source of Funds	Source	Resources Made Available	Amount Expended During Program Year
CDBG	CDBG	2,453,897	
HOME	HOME	398,774	
HOPWA	HOPWA		
ESG	ESG	222,560	
Other	Other		

Table 3 - Resources Made Available

Identify the geographic distribution and location of investments

Target Area	Planned Percentage of Allocation	Actual Percentage of Allocation	Narrative Description
City of Scranton.Citywide	5	1	
City of Scranton.West Scranton			
City Wide Paving Project	50	74	
Citywide/Low Mod Area	43	24	
Scranton Local Business District	1	1	Local Target Area
Scranton.East Scranton			
Scranton.North Scranton			
South Scranton			
Urban Renewal Area			

Table 4 – Identify the geographic distribution and location of investments

**Narrative**

**Leveraging**

Explain how federal funds leveraged additional resources (private, state and local funds), including a description of how matching requirements were satisfied, as well as how any publicly owned land or property located within the jurisdiction that were used to address the needs identified in the plan.

<b>Fiscal Year Summary – HOME Match</b>	
1. Excess match from prior Federal fiscal year	5,046,955
2. Match contributed during current Federal fiscal year	14,157
3. Total match available for current Federal fiscal year (Line 1 plus Line 2)	5,061,112
4. Match liability for current Federal fiscal year	0
5. Excess match carried over to next Federal fiscal year (Line 3 minus Line 4)	5,061,112

**Table 5 – Fiscal Year Summary - HOME Match Report**

Match Contribution for the Federal Fiscal Year										
Project No. or Other ID	Date of Contribution	Cash (non-Federal sources)	Foregone Taxes, Fees, Charges	Appraised Land/Real Property	Required Infrastructure	Site Preparation, Construction Materials, Donated labor	Bond Financing	Total Match		
2374	0	0	0	0	0	0	0	2,535		
2378	0	0	0	0	0	0	0	1,445		
2379	0	0	0	0	0	0	0	2,926		
2380	0	0	0	0	0	0	0	2,031		
2383	0	0	0	0	0	0	0	1,875		
2384	0	0	0	0	0	0	0	1,046		
2385	0	0	0	0	0	0	0	982		
2386	0	0	0	0	0	0	0	1,317		

Table 6 – Match Contribution for the Federal Fiscal Year

**HOME MBE/WBE report**

Program Income – Enter the program amounts for the reporting period				
Balance on hand at beginning of reporting period \$	Amount received during reporting period \$	Total amount expended during reporting period \$	Amount expended for TBRA \$	Balance on hand at end of reporting period \$
0	44,356	44,356	0	0

Table 7 – Program Income

<b>Minority Business Enterprises and Women Business Enterprises – Indicate the number and dollar value of contracts for HOME projects completed during the reporting period</b>						
	Total	Minority Business Enterprises				White Non-Hispanic
		Alaskan Native or American Indian	Asian or Pacific Islander	Black Non-Hispanic	Hispanic	
<b>Contracts</b>						
Dollar Amount	0	0	0	0	0	0
Number	0	0	0	0	0	0
<b>Sub-Contracts</b>						
Number	0	0	0	0	0	0
Dollar Amount	0	0	0	0	0	0
	Total	Women Business Enterprises	Male			
<b>Contracts</b>						
Dollar Amount	0	0	0			
Number	0	0	0			
<b>Sub-Contracts</b>						
Number	0	0	0			
Dollar Amount	0	0	0			

**Table 8 - Minority Business and Women Business Enterprises**

<b>Minority Owners of Rental Property – Indicate the number of HOME assisted rental property owners and the total amount of HOME funds in these rental properties assisted</b>						
	Total	Minority Property Owners				White Non-Hispanic
		Alaskan Native or American Indian	Asian or Pacific Islander	Black Non-Hispanic	Hispanic	
Number	0	0	0	0	0	0
Dollar Amount	0	0	0	0	0	0

**Table 9 – Minority Owners of Rental Property**

<b>Relocation and Real Property Acquisition</b> – Indicate the number of persons displaced, the cost of relocation payments, the number of parcels acquired, and the cost of acquisition						
Parcels Acquired		0	0			
Businesses Displaced		0	0			
Nonprofit Organizations Displaced		0	0			
Households Temporarily Relocated, not Displaced		0	0			
Households Displaced	Total	Minority Property Enterprises				White Non-Hispanic
		Alaskan Native or American Indian	Asian or Pacific Islander	Black Non-Hispanic	Hispanic	
Number	0	0	0	0	0	0
Cost	0	0	0	0	0	0

**Table 10 – Relocation and Real Property Acquisition**



**Evaluation of the jurisdiction's progress in providing affordable housing, including the number and types of families served, the number of extremely low-income, low-income, moderate-income, and middle-income persons served.**

	One-Year Goal	Actual
Number of Homeless households to be provided affordable housing units	50	0
Number of Non-Homeless households to be provided affordable housing units	5	0
Number of Special-Needs households to be provided affordable housing units	3	0
<b>Total</b>	<b>58</b>	<b>0</b>

**Table 11 – Number of Households**

	One-Year Goal	Actual
Number of households supported through Rental Assistance	2	0
Number of households supported through The Production of New Units	0	0
Number of households supported through Rehab of Existing Units	2	3
Number of households supported through Acquisition of Existing Units	3	8
<b>Total</b>	<b>7</b>	<b>11</b>

**Table 12 – Number of Households Supported**

**Discuss the difference between goals and outcomes and problems encountered in meeting these goals.**

Scranton's Homebuyer Program saw a smaller pool of qualified applicants than in previous years resulting in fewer households supported with down payment assistance and closing costs. Scranton has a very old housing stock and many of the homes that are priced to sell to an applicant do not pass Scranton's Universal Construction Code inspection as a result the prospective homeowner cannot participate in the program. Other reasons the applicant cannot get a mortgage from a financial institutions due to having to low of income, credit or many other reasons. Scranton has been trying to assist these applicants; if they can get the mortgage on their own then they can apply for Scranton Owner-Occupied Rehabilitation Program.

**Discuss how these outcomes will impact future annual action plans.**

HOME funds were used to complete and support the Owner-Occupied Rehabilitation Program. Scranton is having difficulty with the Owner Occupied Rehabilitation Program using HOME Program funding. The homes need extensive rehab work to bring these homes up to code it is not financial feasible to invest this high amount of federal funding in these homes. Scranton needs to look at other program designs to determine if other programs will work more economically in Scranton.

In addressing priority housing needs in the City of Scranton it is crucial to highlight an action that is a driving factor in the City’s efforts to provide safe, clean and affordable housing to those in need. The Scranton Housing Authority continues to replace or rehabilitate older housing. The City of Scranton continues to use a combination of HUD funds, Low Income Housing Tax Credits, project-based subsidies, and private funding to create affordable housing scattered throughout the City. These projects will consist of safe, clean and affordable rental housing.

**Include the number of extremely low-income, low-income, and moderate-income persons served by each activity where information on income by family size is required to determine the eligibility of the activity.**

Number of Households Served	CDBG Actual	HOME Actual
Extremely Low-income	0	0
Low-income	0	0
Moderate-income	0	1
<b>Total</b>	<b>0</b>	<b>1</b>

Table 13 – Number of Households Served

**Narrative Information**

**Evaluate the jurisdiction's progress in meeting its specific objectives for reducing and ending homelessness through:**

**Reaching out to homeless persons (especially unsheltered persons) and assessing their individual needs**

The Scranton Lackawanna County CoC plans on continuing to identify and engage households living in environs that are unfit for human habitation by scouting known locations where homeless converge and through word of mouth with the area's homeless as well as collaboration among housing, homeless and other providers, including local and state police so that resources are known throughout the county. Special processes are in place to identify and verify Veteran status for all homeless persons. Homeless information and services are also available through a local hotline and the internet. Communication is fluid within the CoC's sub-committee and the broader Housing Coalition. The team conducts regular outreach to engage homeless and bring anyone unsheltered indoors. Once engaged, homeless persons are assessed using the area's coordinated entry (CE) process which entails the Vulnerability Index - Service Prioritization Decision Assessment Tool (VI-SPDAT). The VI-SPDAT assesses each person and/or family's level of need in order to prioritize those experiencing homelessness for programs and services. Using the Housing First Model homeless individuals and families, when willing, are connected with shelter or permanent housing using the no wrong door approach.

Additionally, a goal for this year is to improve the assessment process for sheltered and unsheltered households so that limited homeless resources may be targeted to those who would most benefit from them. These efforts will entail assessment of unsheltered individuals more quickly and allowing sheltered homeless some time to self-resolve, or use their own resources to access stable housing before targeting them for specific interventions within the CoC. Research has shown that many individuals and families in shelter are able and do find resources – via mainstream and personal/family connections to resolve their housing crisis without further homeless system intervention.

**Addressing the emergency shelter and transitional housing needs of homeless persons**

Lackawanna County is home to three homeless shelters for individuals: Catholic Social Services (CSS) St. Anthony's Haven for men and women, St. Joseph's Center's Walsh Manor for pregnant women and Women's Resource Center Shelter for survivors of domestic violence. In addition, family emergency shelter options include Catherine McAuley Center's shelter and CSS's Nativity Shelter, while Women's Resource Center and the Office of Youth and Family Services provide voucher beds for families. Catherine McAuley Center recently increased the number shelter units and CSS reduced theirs. The community did lose a seasonal (6-month, winter) shelter this year and will track shelter numbers to see if they are higher than usual, as well as conduct additional outreach for unsheltered persons. Housing providers utilize ESG and CoC Rapid Rehousing programs to move individuals and families quickly out of homelessness and into permanent housing. There is no more

CoC-funded TH in this CoC. A few TH programs funded by other sources fill some need for TH among young adults, those with serious mental health conditions, mothers with infant children, and Veterans. In addition, while the CoC strives to utilize ES and TH wisely, as a part of the Coordinated Entry program, homeless persons are assessed to identify any other resources available in hopes that a homeless episode may be averted or made shorter by utilizing those resources such as food or utility assistance, connection with mainstream resources, or intervention with a landlord or family member.

Local housing providers assist individuals and families who are at risk for homelessness with Homeless Assistance Prevention (HAP) funding which includes both case management and rental assistance. Case management serves to identify resources and assist in connection to available resources as well as budget counseling, goal setting, home maintenance training, life skills and employment referrals in efforts to assist people with achieving self-sufficiency and maintaining housing stability. Low-income individuals and families are also assisted with local public housing applications if appropriate.

In addition, Continuum of Care members attend the local Re-entry Committee hosted by corrections programs, and maintain connection with local hospitals, MH facilities and the foster care system via committee and meeting participation. Participation in these meetings enables the various systems of care to keep an open dialogue with one another and to share information and resources. The systems collaborative to increase awareness of available resources; facilitate connections between systems and decrease the incidence of persons from publicly funded institutions and systems of care being discharged to homelessness.

**Helping low-income individuals and families avoid becoming homeless, especially extremely low-income individuals and families and those who are: likely to become homeless after being discharged from publicly funded institutions and systems of care (such as health care facilities, mental health facilities, foster care and other youth facilities, and corrections programs and institutions); and, receiving assistance from public or private agencies that address housing, health, social services, employment, education, or youth needs**

Currently the CoC has 8 chronic homeless individuals on the by name list, and no families. In the upcoming year, we plan to house all of those individuals, or continue to make permanent housing offers and conduct outreach with them so that they may eventually accept a permanent housing offer. Strategies implemented by the CoC to maximize current resources and meet the goal of ending chronic homelessness (CH) are as follows: adopting the HUD Order of Priority (leveraging the use of coordinated assessment & the VI-SPDAT to prioritize), dedicating all permanent supportive housing (PSH) beds to serve CH, partnering with healthcare providers to improve mental & physical health in order to obtain and maintain permanent housing and increasing an individual's ability to be self-sufficient, and maintaining a by name list which is used to conduct monthly case conferencing. CoC PSH programs are focusing efforts on "graduating" individuals & families who are able to live more independently by developing a move-up plan, opening beds for additional CH individuals and families in need of more intensive services. To ensure PSH graduates

have a safe and affordable home awaiting them, the CoC has created a homeless preference for some local low income housing providers and tax credit properties and plans on continuing that work with additional providers, as well as making a formal request to local housing authorities to create a preference for graduates of permanent supportive housing programs. Providers will ensure any program participants who graduate are connected with community supports in order to prevent additional homeless episodes.

**Helping homeless persons (especially chronically homeless individuals and families, families with children, veterans and their families, and unaccompanied youth) make the transition to permanent housing and independent living, including shortening the period of time that individuals and families experience homelessness, facilitating access for homeless individuals and families to affordable housing units, and preventing individuals and families who were recently homeless from becoming homeless again**

The CoC has an MOU in place with the local Head Start provider to ensure childcare and Early Intervention resources are accessible to all homeless children, helping to mitigate any negative long-term effects homelessness may have on children.

Scranton Lackawanna County CoC achieved the designation of having reached a functional end to Veteran Homelessness from the United States Interagency Council on Homelessness. This achievement was a community-wide effort with key partners including the VA Medical Center, St. Francis Commons GPD Program, St. Anthony's Haven, SSVF, HUD-VASH and CoC PSH programs in addition to mainstream and other community resources. These partners will continue to work to identify and house every Veteran experiencing homelessness.

There are two new organizations which will bring youth homeless resources to bear in Lackawanna County this coming year. They are NEPA Youth Shelter which is a new non-profit providing an after-school drop-in center, and Valley Youth House, which will provide RRH to 18 to 24 year olds. The CoC will work with both organizations to conduct outreach, connect youth with mainstream resources and community supports, accurately count homeless and prioritize youth for services.

All of the above efforts are complimented by the Coordinated Assessment Program, through which individuals and families are assessed and prioritized for housing interventions based on their level of need and length of time homeless. Assessed households are then followed by CoC staff to find an appropriate housing option as quickly as possible.

**Actions taken to address the needs of public housing**

The Scranton Housing Authority (SHA) and the City of Scranton continue to work together to provide a better environment for our residents in Public Housing. The SHA continually assesses and revises its programs to meet the needs of our residents. All our Public Housing units are assisted through HUD's Capital Fund Program. SHA's Capital Fund Program provides the financial resources to implement physical and management improvements throughout its developments. SHA will continue to update its Five-Year Capital Improvement Plan on an annual basis. Our ongoing physical needs assessment and resident input will allow us to determine our priorities as additional capital improvements are made.

**Actions taken to encourage public housing residents to become more involved in management and participate in homeownership**

The SHA will continue to work closely with our Resident Advisory Board (RAB) in developing SHA's Annual and Five-Year Plan. SHA obtains valuable input from our RAB in determining management and physical needs for the SHA. The SHA, in conjunction with the residents of the 45 Scattered-Site units, prepared a plan to give the residents of these Public Housing units an opportunity to become homeowners under Section 5(h) of the Housing Act of 1937. The proposed sale of the units is based on the interest, ability and potential ability of the residents to become self-sufficient homebuyers.

**Actions taken to provide assistance to troubled PHAs**

The Scranton Housing Authority is not a troubled Public Housing Authority (PHA).

## **CR-35 - Other Actions 91.220(j)-(k); 91.320(i)-(j)**

**Actions taken to remove or ameliorate the negative effects of public policies that serve as barriers to affordable housing such as land use controls, tax policies affecting land, zoning ordinances, building codes, fees and charges, growth limitations, and policies affecting the return on residential investment. 91.220 (j); 91.320 (i)**

A review of the City's Public Policies indicates the need to update the 1993 Zoning Ordinance to reflect current policies and procedures and to bring it into conformance with the Fair Housing Act, the Americans with Disabilities Act, and Section 504 of the Disabilities Act, as well as a need to update the current real estate tax assessments. In order to meet these goals, the city intends to undertake the following:

1. Update its existing 1993 Zoning Ordinance to bring it into compliance with the Fair Housing Act, American with Disabilities Act, and Section 504 of the Disabilities Act.
2. The City of Scranton with its planning partners in the Scranton Abington's Planning Association (SAPA) has recently adopted a new Comprehensive Plan for the City of Scranton and 9 other communities. SAPA with staff help from the Lackawanna County Regional Planning Commission has applied to the Pennsylvania Department of Community and Economic Development for Municipal Assistance Funds to update the Zoning Ordinances in the member municipalities. The City of Scranton in 2017 has entered into an INTERGOVERNMENTAL COOPERATIVE IMPLEMENTATION AGREEMENT with the other municipalities wherein it agrees in Section 4: Adoption of Conforming Ordinances, to review and amend its zoning ordinance and other land-use ordinances to be generally consistent with the plan within two years. Also in 2017 the City of Scranton adopted a Resolution authorizing the Lackawanna County Regional Planning Commission to make application for funds to update the Zoning Ordinance and pledged matching funds in the amount of \$19,670.25 for that purpose. Funding is expected to be awarded in 2018 and updates to the Zoning Ordinance to be completed and adopted by 2019. In the 2017 general election a vote was taken by Lackawanna County residents to move forward with a Lackawanna County reassessment of real estate values in the City and reevaluate the City's tax rates to make it compatible with the surrounding region. This was voted down by residents.

**Actions taken to address obstacles to meeting underserved needs. 91.220(k); 91.320(j)**

The primary obstacle to meeting underserved needs of low- and moderate-income populations continues to be the availability of funds. Organizations serving these populations continue to experience significant reductions in funding from both governmental and private sources. Like many entitlement communities, Both Scranton's CDBG and HOME Program funding has been greatly reduced. Reductions

in the Commonwealth of Pennsylvania to Scranton's Sub-Recipients and other non-profits have prohibited the non-profits to cover this funding gap, leaving many worthy and valuable programs unfunded or under-funded. This challenge is beyond the capacity of the local jurisdiction to satisfactorily address. The City has strongly encouraged organizations to consider collaborating in the provision of services to low-income residents in an effort to improve efficiency, strengthen capacity, and best meet the needs of the underserved.

**Actions taken to reduce lead-based paint hazards. 91.220(k); 91.320(j)**

Scranton will remain proactive in identifying children with an elevated blood lead level, Scranton provides oversight to ensure that the lead-based paint problem is addressed. The new EPA guideline for renovation, paint and repair, effective April 22, 2010, require that all contractors notify owners of properties constructed prior to 1978 of the potential for lead based paint hazards and to perform work in a lead safe manner. Contractors must be trained and registered with EPA to do work in older homes that disturbs painted surfaces. Local building code offices are made aware of these requirements. City/OECD continues to provide our clients with the Lead Based Paint Brochure.

**Actions taken to reduce the number of poverty-level families. 91.220(k); 91.320(j)**

The City, in conjunction with the public and private agencies and institutions, provides lower-income households with the opportunity to gain the knowledge and skills as well as the motivation to become fully self-sufficient. Economic Development activities are directed towards the creation of new businesses and employment opportunities. The CDBG program entitled Business and Industry Loan/Grant Program provided financial assistance for local business in 2017 for generating jobs that were filled by Section 3 residents.

**Actions taken to develop institutional structure. 91.220(k); 91.320(j)**

The City of Scranton's Office of Economic and Community Development is responsible for the administration of the Community Development Block Grant Program. All sub-recipient agreements are monitored on an ongoing basis. The City participates with other groups and agencies when appropriate, such as planning for the homeless, to facilitate cooperative problem solving in Scranton, Pennsylvania.

**Actions taken to enhance coordination between public and private housing and social service agencies. 91.220(k); 91.320(j)**

The City will continue efforts to enhance coordination between agencies by creating partnerships in the implementation the Section 3 outreach initiative and the Scranton-Lackawanna Continuum of Care The Scranton-Lackawanna Continuum of Care is comprised of providers of homeless services and prepares the SuperNOVA application for funding from HUD.



**Identify actions taken to overcome the effects of any impediments identified in the jurisdictions analysis of impediments to fair housing choice. 91.520(a)**

Scranton has prepared and was had its 2015-2019 Analysis of Impediments to Fair Housing Choice approved to bring the City into sequence with its FY 2015-2019 Five Year Consolidated Plan. This plan had identified a continued need for affordable housing and identified strategies for overcoming them. They are:

- Continue to support and encourage plans from both private developers and non-profit housing providers to develop and construct new and affordable housing.
- Continue to support and encourage the acquisition, rehabilitation, and resale of existing housing units to become decent, safe, and sound housing that is affordable to lower income households.
- Partner with non-profits, private developers, the public housing authority, and local banks to provide financial assistance in the form of downpayment assistance and low-interest loans to low-income households to become homebuyers.
- Continue to support homebuyer education and training programs to improve homebuyer awareness and increase the opportunities for lower-income households to become homeowners.

Further, a review of the City's Public Policies indicates the need to update the 1993 Zoning Ordinance to reflect current policies and procedures and to bring it into conformance with the Fair Housing Act, the Americans with Disabilities Act, and Section 504 of the Disabilities Act, as well as a need to update the current real estate tax assessments. **See attached Human Relation Commission Resolution; Scranton Language Assistant Plan and the Interpreter and Translation Service.**

## **CR-40 - Monitoring 91.220 and 91.230**

**Describe the standards and procedures used to monitor activities carried out in furtherance of the plan and used to ensure long-term compliance with requirements of the programs involved, including minority business outreach and the comprehensive planning requirements**

Emphasis is placed on programmatic on-site monitoring visits for all major projects. Conducting annual on-site fiscal monitoring visits for minor projects is not as necessary as desk monitoring and risk analysis is ongoing. Each agency or community initially funded through the CPD program has an on-site monitoring visit to test the adequacy of their accounting system for CDBG, HOME, and ESG programs. The City of Scranton will carry out the statutorily mandated responsibility to review Sub-recipient performance as cited in the CDBG, HOME and ESG regulations. The recipient is also responsible for determining the adequacy of performance under sub-recipient agreements and procurement contracts, and for taking appropriate action when performance problems arise, such as the actions described in §570.910 Subpart J of 24 CFR Part 85 “Uniform Administrative Requirements for Grants and Cooperative Agreements to State and Local Governments” is more explicit about monitoring Sub-recipients: Grantees are responsible for managing the day-to-day operations of grant and subgrant supported activities. Grantees must monitor subgrant supported activities to assure compliance with applicable Federal requirements and performance goals are being achieved. Grantee monitoring must cover each program, function, or activity.

**New Projects and New Sub-recipients** - At a minimum, each project shall be visited at least twice. The initial visit, preferably prior to projects first request for reimbursement, will review the Sub-recipient’s accounting system, review the Sub-recipient’s understanding of the program financial requirements, review Sub-recipient’s files for required policies and procedures, and review Sub-recipient’s records system for maintaining appropriate programmatic documentation. The second monitoring visit will occur generally six months into the project’s implementation schedule. The visit shall review both financial and programmatic records and files, shall review accomplishments and progress in relation to original expectations, programmatic objectives and federal objectives. The organization for on-site administrative and programmatic monitoring will depend on the type of project, but will include compliance with appropriate regulations and the provision of required documents. The files will be examined for completeness and a test of reasonableness of expenditures.

**Continuing Project and Experienced Sub-recipients** - At a minimum these projects will be visited at least once. The timing and content of these visits will be similar to the second on-site visit of new sub-grantees. The intent of on-site monitoring is not just to assure compliance with CDBG program requirements but is also structured to provide positive feedback to the Sub-recipient about what they have done well and what needs improvement.

## **Citizen Participation Plan 91.105(d); 91.115(d)**

### **Describe the efforts to provide citizens with reasonable notice and an opportunity to comment on performance reports.**

All CDBG construction contracting activities with a project value over \$19,400 are placed in the Scranton Times newspaper as a Public Legal Section for procurement. Within the Legal Notice it is noted the City of Scranton's OECD encourages minority and women owned businesses to participate in the bidding process. The availability of the CAPER or any other document for example Action Plan, Consolidated Plan or Substantial Amendments are advertised in the Scranton Times newspaper as a Public Notice in the general circulation section of the newspaper indicating the document will be available for public review for a 30 day period. Public Notices are also posted on the City's website as well as in the Office of Economic and Community Development (OECD) and the local Albright Library.

**CR-45 - CDBG 91.520(c)**

**Specify the nature of, and reasons for, any changes in the jurisdiction's program objectives and indications of how the jurisdiction would change its programs as a result of its experiences.**

No changes to the 2015-2019 Consolidated Plan Program were made during this reporting period. The priorities identified in the Five-Year Plan were the basis for allocating HUD funds during 2017.

**Does this Jurisdiction have any open Brownfields Economic Development Initiative (BEDI) grants?**

No, at this time Scranton does not have any active open Brownfields Economic Development Initiative (BEDI) grants.

**[BEDI grantees] Describe accomplishments and program outcomes during the last year.**

## **CR-50 - HOME 91.520(d)**

### **Include the results of on-site inspections of affordable rental housing assisted under the program to determine compliance with housing codes and other applicable regulations**

**Please list those projects that should have been inspected on-site this program year based upon the schedule in §92.504(d). Indicate which of these were inspected and a summary of issues that were detected during the inspection. For those that were not inspected, please indicate the reason and how you will remedy the situation.**

The City of Scranton through its Office of Economic and Community Development requires inspection reports of HOME-assisted rental units during the required affordability period to determine compliance with HUD property standards in accordance with CFR 92.251. HOME-assisted rental projects with one to four units are inspected every three years; currently Scranton has no one-four unit rental properties, projects from five to 25 units are inspected every two years, and projects with 26 or more units are inspected annually.

Per the schedule in CFR 92.504(d) HOME-assisted units at one (1) property (Skyview Apartments) was inspected in 2015. The second property (Cedar Avenue Apartments) was new construction and was completed in 2015. Scranton City will conduct inspections again in 2018 for both activities. Any unit that failed inspection at Skyview Apartments was re-inspected after code violations were completed.

### **Provide an assessment of the jurisdiction's affirmative marketing actions for HOME units. 92.351(b)**

A detailed Affirmative Marketing Plan for the HOME Program is included in this CAPER. The City of Scranton will make every possible good faith effort to carry out the provisions and fulfill the objectives of the Affirmative Marketing Plan to ensure the effective and efficient implementation of the all HOME Program activities. In addition, Scranton's Office of Economic and Community Development conducts subrecipient monitoring visits on an annual basis. A number of the subrecipients client files selected for review included the HOME Program. The site visits were conducted to monitor the overall performance related to fair housing and Non-discrimination and to ensure fair housing compliance is being carried out in accordance to the required provisions. The areas included in the review are:

1. Reviews subrecipient's written fair housing, nondiscrimination and reasonable accommodation policies and verify that documented procedures are in place;
2. Confirm the HUD Fair Housing Posters are prominently displayed at offices in which rental activity takes place;
3. Verify advertising materials related to housing contains the Equal Housing Opportunity logo with the Fair Housing advertising regulations;

4. Inquire whether any Fair Housing complaints have been filed by any clients/tenants and if there has been complaints filed whether any remedial action has been taken;
5. Verify that clients/tenants are informed of the grievance process and related procedures.

The City of Scranton in October 2017 bid out Translation and Interpreter Services. As of January, 2018 contracts are being prepared for AdAstra of Washington, D. C. to be under contract with the City of Scranton for three years or until December 31, 2021 (Request for Proposal is attached)

The U. S. Department of Housing and Urban Development provides the City of Scranton with posters and are prominently displayed within City Hall and provided to our Sub-Recipients for their use. Visual spot inspections determine that posters are displayed in different organizations.

In 2015 Scranton submitted to the U. S. Department of Housing and Urban Development (HUD) the Analysis of Impediments to Fair Housing Choice. Scranton hired a Consultant to prepare this document. During the preparation of this document the consultant met with both the public and private sector.

**Refer to IDIS reports to describe the amount and use of program income for projects, including the number of projects and owner and tenant characteristics**

The Program Income Data is shown on the attached PR forms attached to this CAPER. The reports will include the number of projects and tenant characteristics that were accomplished in 2017. The balance of Program income going into 2018 is \$0.00. It is a policy of the City is use Program Income first.

**Describe other actions taken to foster and maintain affordable housing. 91.220(k) (STATES ONLY: Including the coordination of LIHTC with the development of affordable housing). 91.320(j)**

# CR-60 - ESG 91.520(g) (ESG Recipients only)

ESG Supplement to the CAPER in *e-snaps*

For Paperwork Reduction Act

## 1. Recipient Information—All Recipients Complete

### Basic Grant Information

<b>Recipient Name</b>	SCRANTON
<b>Organizational DUNS Number</b>	060497856
<b>EIN/TIN Number</b>	246000704
<b>Identify the Field Office</b>	PHILADELPHIA
<b>Identify CoC(s) in which the recipient or subrecipient(s) will provide ESG assistance</b>	Scranton/Lackawanna County CoC

### ESG Contact Name

<b>Prefix</b>	Ms
<b>First Name</b>	Linda
<b>Middle Name</b>	B
<b>Last Name</b>	Aebli
<b>Suffix</b>	0
<b>Title</b>	Executive Director

### ESG Contact Address

<b>Street Address 1</b>	340 North Washington Avenue
<b>Street Address 2</b>	Municipal Building
<b>City</b>	Scranton
<b>State</b>	PA
<b>ZIP Code</b>	18503-
<b>Phone Number</b>	5703484216
<b>Extension</b>	101
<b>Fax Number</b>	5703484123
<b>Email Address</b>	Laebli@scrantonpa.gov

### ESG Secondary Contact

<b>Prefix</b>	Mr
<b>First Name</b>	Thomas
<b>Last Name</b>	Preambo
<b>Suffix</b>	0
<b>Title</b>	Deputy Director
<b>Phone Number</b>	5703484216
<b>Extension</b>	105
<b>Email Address</b>	tpreambo@scrantonpa.gov

## 2. Reporting Period—All Recipients Complete

**Program Year Start Date** 01/01/2017  
**Program Year End Date** 12/31/2017

### 3a. Subrecipient Form – Complete one form for each subrecipient

**Subrecipient or Contractor Name:** SCRANTON  
**City:** SCRANTON  
**State:** PA  
**Zip Code:** 18503,  
**DUNS Number:** 060497856  
**Is subrecipient a victim services provider:** N  
**Subrecipient Organization Type:** Unit of Government  
**ESG Subgrant or Contract Award Amount:** 16692

**Subrecipient or Contractor Name:** CATHERINE MCAULEY CENTER  
**City:** Scranton  
**State:** PA  
**Zip Code:** 18505, 1116  
**DUNS Number:** 624403994  
**Is subrecipient a victim services provider:** N  
**Subrecipient Organization Type:** Faith-Based Organization  
**ESG Subgrant or Contract Award Amount:** 40000

**Subrecipient or Contractor Name:** ST. JOSEPH'S CENTER  
**City:** Scranton  
**State:** PA  
**Zip Code:** 18509, 1508  
**DUNS Number:** 069592665  
**Is subrecipient a victim services provider:** N  
**Subrecipient Organization Type:** Faith-Based Organization  
**ESG Subgrant or Contract Award Amount:** 18000

**Subrecipient or Contractor Name:** WOMEN'S RESOURCE CENTER, INC.  
**City:** Scranton  
**State:** PA  
**Zip Code:** 18501, 0975  
**DUNS Number:** 097154371  
**Is subrecipient a victim services provider:** Y  
**Subrecipient Organization Type:** Other Non-Profit Organization  
**ESG Subgrant or Contract Award Amount:** 33811



**Subrecipient or Contractor Name:** Catholic Social Services St. James Manor  
**City:** Scranton  
**State:** PA  
**Zip Code:** 18509, 3001  
**DUNS Number:** 794650325  
**Is subrecipient a victim services provider:** N  
**Subrecipient Organization Type:** Faith-Based Organization  
**ESG Subgrant or Contract Award Amount:** 10000

**Subrecipient or Contractor Name:** Catholic Social Services St. Anthony's Haven  
**City:** Scranton  
**State:** PA  
**Zip Code:** 18509, 3001  
**DUNS Number:** 794650325  
**Is subrecipient a victim services provider:** N  
**Subrecipient Organization Type:** Faith-Based Organization  
**ESG Subgrant or Contract Award Amount:** 35000

**Subrecipient or Contractor Name:** Catholic Social Services Homeless Veterans Program  
**City:** Scranton  
**State:** PA  
**Zip Code:** 18509, 3001  
**DUNS Number:** 796450325  
**Is subrecipient a victim services provider:** N  
**Subrecipient Organization Type:** Faith-Based Organization  
**ESG Subgrant or Contract Award Amount:** 10000

**Subrecipient or Contractor Name:** Community Intervention Center  
**City:** Scranton  
**State:** PA  
**Zip Code:** 18503, 2101  
**DUNS Number:** 136814287  
**Is subrecipient a victim services provider:** N  
**Subrecipient Organization Type:** Other Non-Profit Organization  
**ESG Subgrant or Contract Award Amount:** 28000

**Subrecipient or Contractor Name:** United neighborhood center

**City:** Dunmore

**State:** PA

**Zip Code:** 18512, 1530

**DUNS Number:** 115139313

**Is subrecipient a victim services provider:** N

**Subrecipient Organization Type:** Other Non-Profit Organization

**ESG Subgrant or Contract Award Amount:** 31057

## CR-65 - Persons Assisted

### 4. Persons Served

#### 4a. Complete for Homelessness Prevention Activities

<b>Number of Persons in Households</b>	<b>Total</b>
Adults	0
Children	0
Don't Know/Refused/Other	0
Missing Information	0
<b>Total</b>	<b>0</b>

Table 16 – Household Information for Homeless Prevention Activities

#### 4b. Complete for Rapid Re-Housing Activities

<b>Number of Persons in Households</b>	<b>Total</b>
Adults	0
Children	0
Don't Know/Refused/Other	0
Missing Information	0
<b>Total</b>	<b>0</b>

Table 17 – Household Information for Rapid Re-Housing Activities

#### 4c. Complete for Shelter

<b>Number of Persons in Households</b>	<b>Total</b>
Adults	0
Children	0
Don't Know/Refused/Other	0
Missing Information	0
<b>Total</b>	<b>0</b>

Table 18 – Shelter Information

**4d. Street Outreach**

<b>Number of Persons in Households</b>	<b>Total</b>
Adults	0
Children	0
Don't Know/Refused/Other	0
Missing Information	0
<b>Total</b>	<b>0</b>

**Table 19 – Household Information for Street Outreach**

**4e. Totals for all Persons Served with ESG**

<b>Number of Persons in Households</b>	<b>Total</b>
Adults	0
Children	0
Don't Know/Refused/Other	0
Missing Information	0
<b>Total</b>	<b>0</b>

**Table 20 – Household Information for Persons Served with ESG**

**5. Gender—Complete for All Activities**

	<b>Total</b>
Male	0
Female	0
Transgender	0
Don't Know/Refused/Other	0
Missing Information	0
<b>Total</b>	<b>0</b>

**Table 21 – Gender Information**

**6. Age—Complete for All Activities**

	<b>Total</b>
Under 18	0
18-24	0
25 and over	0
Don't Know/Refused/Other	0
Missing Information	0
<b>Total</b>	<b>0</b>

**Table 22 – Age Information**

**7. Special Populations Served—Complete for All Activities**

<b>Subpopulation</b>	<b>Number of Persons in Households</b>			
	<b>Total</b>	<b>Total Persons Served – Prevention</b>	<b>Total Persons Served – RRH</b>	<b>Total Persons Served in Emergency Shelters</b>
Veterans	0	0	0	0
Victims of Domestic Violence	0	0	0	0
Elderly	0	0	0	0
HIV/AIDS	0	0	0	0
Chronically Homeless	0	0	0	0
<b>Persons with Disabilities:</b>				
Severely Mentally Ill	0	0	0	0
Chronic Substance Abuse	0	0	0	0
Other Disability	0	0	0	0
Total (Unduplicated if possible)	0	0	0	0

**Table 23 – Special Population Served**

**CR-70 – ESG 91.520(g) - Assistance Provided and Outcomes**

**10. Shelter Utilization**

Number of New Units - Rehabbed	0
Number of New Units - Conversion	0
Total Number of bed-nights available	0
Total Number of bed-nights provided	0
Capacity Utilization	0.00%

**Table 24 – Shelter Capacity**

**11. Project Outcomes Data measured under the performance standards developed in consultation with the CoC(s)**

## CR-75 – Expenditures

### 11. Expenditures

#### 11a. ESG Expenditures for Homelessness Prevention

	Dollar Amount of Expenditures in Program Year		
	2015	2016	2017
Expenditures for Rental Assistance	0	30,160	0
Expenditures for Housing Relocation and Stabilization Services - Financial Assistance	0	0	0
Expenditures for Housing Relocation & Stabilization Services - Services	0	0	0
Expenditures for Homeless Prevention under Emergency Shelter Grants Program	0	0	0
<b>Subtotal Homelessness Prevention</b>	<b>0</b>	<b>30,160</b>	<b>0</b>

Table 25 – ESG Expenditures for Homelessness Prevention

#### 11b. ESG Expenditures for Rapid Re-Housing

	Dollar Amount of Expenditures in Program Year		
	2015	2016	2017
Expenditures for Rental Assistance	16,625	41,161	3,730
Expenditures for Housing Relocation and Stabilization Services - Financial Assistance	0	0	0
Expenditures for Housing Relocation & Stabilization Services - Services	0	0	0
Expenditures for Homeless Assistance under Emergency Shelter Grants Program	0	0	0
<b>Subtotal Rapid Re-Housing</b>	<b>16,625</b>	<b>41,161</b>	<b>3,730</b>

Table 26 – ESG Expenditures for Rapid Re-Housing

#### 11c. ESG Expenditures for Emergency Shelter

	Dollar Amount of Expenditures in Program Year		
	2015	2016	2017
Essential Services	22,125	95,685	45,377
Operations	0	0	0
Renovation	0	0	0

Major Rehab	0	0	0
Conversion	0	0	0
<b>Subtotal</b>	<b>22,125</b>	<b>95,685</b>	<b>45,377</b>

Table 27 – ESG Expenditures for Emergency Shelter

**11d. Other Grant Expenditures**

	Dollar Amount of Expenditures in Program Year		
	2015	2016	2017
Street Outreach	0	0	0
HMIS	0	0	0
Administration	0	16	16,397

Table 28 - Other Grant Expenditures

**11e. Total ESG Grant Funds**

Total ESG Funds Expended	2015	2016	2017
	38,750	167,022	65,504

Table 29 - Total ESG Funds Expended

**11f. Match Source**

	2015	2016	2017
Other Non-ESG HUD Funds	0	0	0
Other Federal Funds	0	0	0
State Government	0	0	0
Local Government	0	0	16,994
Private Funds	0	0	0



Other	0	0	0
Fees	0	0	0
Program Income	0	0	0
<b>Total Match Amount</b>	<b>0</b>	<b>0</b>	<b>16,994</b>

Table 30 - Other Funds Expended on Eligible ESG Activities

**11g. Total**

Total Amount of Funds Expended on ESG Activities	2015	2016	2017
	38,750	167,022	82,498

Table 31 - Total Amount of Funds Expended on ESG Activities

**City of Scranton  
Lackawanna County  
Pennsylvania**

**Emergency Solutions Grant**

**2017 SAGE**

**Summary Report with Filters**



Recipient - ESG Grant → ESG: Scranton - PA

→ Grant: ESG: Scranton - PA - Report Type: CAPER → Submission Launchpad

## Submission Launchpad

Submission Status 3/19/2018 Submitted [VIEW](#)

### CAPER Instructions

Use **ADD** to add information/data; use **EDIT** to erase information you previously put on the form; use **VIEW** to review/but not change the information The Submission Launchpad is your page in Sage to work on your ESG-CAPER. There are three steps to completing your CAPER:

1. Set the program year
2. Make a link for each one of your Subrecipient Projects
3. Complete the ESG CAPER Submission Forms
4. Make sure you have all the subrecipient reports reviewed and uploaded.
5. Click the green "Submit" button.

SUBMISSION STEPS	DATE LAST INFORMATION RECORDED	STATUS	WORK
<b>Step 1: Program Year Dates</b>	3/14/2018	✓ 1/1/2017 - 12/31/2017	(you can't edit)
<b>Step 2: Subrecipient Links</b>	3/15/2018	✓ 13 sent	<a href="#">VIEW / EDIT</a> (you can't edit)
<b>Step 3: ESG CAPER Submission</b>			
Contact Information	1/22/2018	✓ Completed	<a href="#">VIEW</a> (you can't edit)
Grant Information	3/19/2018	✓ Completed	<a href="#">VIEW</a> (you can't edit)
Additional Information	3/19/2018	✓ Completed	<a href="#">VIEW</a> (you can't edit)
Subrecipient Reports	3/19/2018	✓ 13 uploads	<a href="#">VIEW</a> (you can't edit)
<b>Sign and Submit</b>	3/19/2018	Submitted	<a href="#">VIEW / PRINT COMPLETE CAPER</a>

Notes from latest status: Please contact me if something is missing. Thank you! Linda B. Aebli

[VIEW ALL Status Changes and Notes](#)



Recipient - ESG Grant → ESG: Scranton - PA

→ Grant: ESG: Scranton - PA - Report Type: CAPER → Submission Launchpad

### Submission Launchpad

Submission Status 3/19/2018 Submitted [VIEW](#)

#### CAPER Instructions

Use ADD to add information/data; use EDIT to erase information you previously put on the form; use VIEW to review/but not change the information The Submission Launchpad is your page in Sage to work on your ESG-CAPER. There are three steps to completing your CAPER:

1. Set the program year
2. Make a link for each one of your Subrecipient Projects
3. Complete the ESG CAPER Submission Forms
4. Make sure you have all the subrecipient reports reviewed and uploaded.
5. Click the green "Submit" button.

SUBMISSION STEPS	DATE LAST INFORMATION RECORDED	STATUS	WORK
<b>Step 1: Program Year Dates</b>	3/14/2018	✓ 1/1/2017 - 12/31/2017	(you can't edit)
<b>Step 2: Subrecipient Links</b>	3/15/2018	✓ 13 sent	<a href="#">VIEW / EDIT</a> (you can't edit)
<b>Step 3: ESG CAPER Submission</b>			
Contact Information	1/22/2018	✓ Completed	<a href="#">VIEW</a> (you can't edit)
Grant Information	3/19/2018	✓ Completed	<a href="#">VIEW</a> (you can't edit)
Additional Information	3/19/2018	✓ Completed	<a href="#">VIEW</a> (you can't edit)
Subrecipient Reports	3/19/2018	✓ 13 uploads	<a href="#">VIEW</a> (you can't edit)
<b>Sign and Submit</b>	3/19/2018	Submitted	<a href="#">VIEW / PRINT COMPLETE CAPER</a>

Notes from latest status: **Please contact me if something is missing. Thank you! Linda B. Aebli**

[VIEW ALL Status Changes and Notes](#)



## HUD ESG CAPER 2017

Grant: **ESG: Scranton - PA - Report** Type: **CAPER**

### Report Date Range

1/1/2017 to 12/31/2017

### Q01a. Contact Information

First name	Linda
Middle name	B
Last name	Aebli
Suffix	
Title	Executive Director
Street Address 1	Municipal Building
Street Address 2	340 North Washington Avenue
City	Scranton
State	Pennsylvania
ZIP Code	18505-3632
E-mail Address	Laebli@scrantonpa.gov
Phone Number	(570)348-4216
Extension	
Fax Number	(570)348-4123

**Q01b. Grant Information**

As of 3/16/2018

	<b>FISCAL YEAR</b>	<b>GRANT NUMBER</b>	<b>CURRENT AUTHORIZED AMOUNT</b>	<b>TOTAL DRAWN</b>	<b>BALANCE</b>	<b>OBLIGATION DATE</b>	<b>EXPENDITURE DEADLINE</b>
<b>ESG Information from IDIS</b>	2017	E17MC420014	\$222,560.00	\$102,796.14	\$119,763.86	9/22/2017	9/22/2019
	2016	E16MC420014	\$226,593.00	\$226,552.77	\$40.23	8/3/2016	8/3/2018
	2015	E15MC420014	\$230,044.00	\$230,044.00	\$0	7/17/2015	7/17/2017
	2014	E14MC420007	\$213,519.00	\$211,363.00	\$2,156.00	7/9/2014	7/9/2016
	2013	E13MC420007	\$180,982.00	\$180,982.00	\$0	8/30/2013	8/30/2015
	2012	E12MC420007	\$268,307.00	\$268,307.00	\$0	3/26/2012	3/26/2014
	2011	E11MC420007	\$234,478.00	\$234,478.00	\$0	7/27/2012	7/27/2014
	<b>Total</b>			<b>\$1,576,483.00</b>	<b>\$1,454,522.91</b>	<b>\$121,960.09</b>	

**CAPER reporting includes funds used from fiscal year:**

**Project types carried out during the program year:**

*Enter the number of each type of projects funded through ESG during this program year.*

Street Outreach	0
Emergency Shelter	6
Transitional Housing (grandfathered under ES)	0
Day Shelter (funded under ES)	1
Rapid Re-Housing	4
Homelessness Prevention	2

**Q01c. Additional Information****HMIS****Comparable Database**

Are 100% of the project(s) funded through ESG, which are allowed to use HMIS, entering data into HMIS?	Ye
Have all of the projects entered data into Sage via a CSV - CAPER Report upload?	Ye
Are 100% of the project(s) funded through ESG, which are allowed to use a comparable database, entering data into the comparable database?	Ye
Have all of the projects entered data into Sage via a CSV - CAPER Report upload?	Ye

**Q04a: Project Identifiers in HMIS**

Organization Name	Catherine McAuley Center
Organization ID	CMC
Project Name	CMC Rapid Re-Housing ESG City
Project ID	19202
HMIS Project Type	13
Method of Tracking ES	
Is the Services Only (HMIS Project Type 6) affiliated with a residential project?	
Identify the Project ID's of the Housing Projects this Project is Affiliated with	
CSV Exception?	No
Uploaded via emailed hyperlink?	Yes
Email unique ID record link	jX6t9HvamX
Project name (user-specified)	Rapid Rehousing
Project type (user-specified)	PH - Rapid Re-Housing
Organization Name	St Joseph's Center
Organization ID	SJC
Project Name	SJC Walsh Manor Shelter
Project ID	17920
HMIS Project Type	1
Method of Tracking ES	0
Is the Services Only (HMIS Project Type 6) affiliated with a residential project?	
Identify the Project ID's of the Housing Projects this Project is Affiliated with	
CSV Exception?	No
Uploaded via emailed hyperlink?	Yes
Email unique ID record link	5MTiCfrnnj
Project name (user-specified)	Walsh Manor Shelter
Project type (user-specified)	Emergency Shelter
Organization Name	Catholic Social Services
Organization ID	CSS
Project Name	CSS Veteran Grant Per Diem
Project ID	19573
HMIS Project Type	1
Method of Tracking ES	0
Is the Services Only (HMIS Project Type 6) affiliated with a residential project?	
Identify the Project ID's of the Housing Projects this Project is Affiliated with	
CSV Exception?	No
Uploaded via emailed hyperlink?	Yes
Email unique ID record link	C61SzXsxA0
Project name (user-specified)	St Frances Shelter
Project type (user-specified)	Emergency Shelter



Organization Name	Community Intervention Center
Organization ID	CIC
Project Name	CIC Rapid Re-Housing City ESG
Project ID	19197
HMIS Project Type	13
Method of Tracking ES	
Is the Services Only (HMIS Project Type 6) affiliated with a residential project?	
Identify the Project ID's of the Housing Projects this Project is Affiliated with	
CSV Exception?	No
Uploaded via emailed hyperlink?	Yes
Email unique ID record link	LrFG6Ve0UV
Project name (user-specified)	Rapid Rehousing
Project type (user-specified)	PH - Rapid Re-Housing
Organization Name	Catherine McAuley Center
Organization ID	CMC
Project Name	CMC Emergency Shelter
Project ID	17916
HMIS Project Type	1
Method of Tracking ES	0
Is the Services Only (HMIS Project Type 6) affiliated with a residential project?	
Identify the Project ID's of the Housing Projects this Project is Affiliated with	
CSV Exception?	No
Uploaded via emailed hyperlink?	Yes
Email unique ID record link	IGNP9EqFTG
Project name (user-specified)	Shelter
Project type (user-specified)	Emergency Shelter
Organization Name	Community Intervention Center
Organization ID	CIC
Project Name	CIC Day Shelter
Project ID	19592
HMIS Project Type	1
Method of Tracking ES	0
Is the Services Only (HMIS Project Type 6) affiliated with a residential project?	
Identify the Project ID's of the Housing Projects this Project is Affiliated with	
CSV Exception?	No
Uploaded via emailed hyperlink?	Yes
Email unique ID record link	5VwLXH1ooJ
Project name (user-specified)	Shelter
Project type (user-specified)	Emergency Shelter
Organization Name	Catholic Social Services

Organization ID	CSS
Project Name	CSS St. Anthony's Shelter
Project ID	17921
HMIS Project Type	1
Method of Tracking ES	3
Is the Services Only (HMIS Project Type 6) affiliated with a residential project?	
Identify the Project ID's of the Housing Projects this Project is Affiliated with	
CSV Exception?	No
Uploaded via emailed hyperlink?	Yes
Email unique ID record link	x337IZsSRY
Project name (user-specified)	ST Anthony's Shelter
Project type (user-specified)	Emergency Shelter
Organization Name	Catholic Social Services
Organization ID	CSS
Project Name	CSS St. James Manor Emergency Shelter
Project ID	19604
HMIS Project Type	1
Method of Tracking ES	0
Is the Services Only (HMIS Project Type 6) affiliated with a residential project?	
Identify the Project ID's of the Housing Projects this Project is Affiliated with	
CSV Exception?	No
Uploaded via emailed hyperlink?	Yes
Email unique ID record link	mOwilCHjcZ
Project name (user-specified)	St James Manor Shelter
Project type (user-specified)	Emergency Shelter
Organization Name	UNC – CoC Programs
Organization ID	UNC
Project Name	UNC ESG Prevention
Project ID	19587
HMIS Project Type	12
Method of Tracking ES	
Is the Services Only (HMIS Project Type 6) affiliated with a residential project?	
Identify the Project ID's of the Housing Projects this Project is Affiliated with	
CSV Exception?	No
Uploaded via emailed hyperlink?	Yes
Email unique ID record link	KgFMFGESoz
Project name (user-specified)	Homeless Prevention
Project type (user-specified)	Homelessness Prevention
Organization Name	UNC – CoC Programs
Organization ID	UNC

Project Name	UNC ESG Rapid Re-Housing
Project ID	19586
HMIS Project Type	13
Method of Tracking ES	
Is the Services Only (HMIS Project Type 6) affiliated with a residential project?	
Identify the Project ID's of the Housing Projects this Project is Affiliated with	
CSV Exception?	No
Uploaded via emailed hyperlink?	Yes
Email unique ID record link	2qzrGeEEgX
Project name (user-specified)	Rapid Rehousing
Project type (user-specified)	PH - Rapid Re-Housing
Organization Name	Women's Resource Center
Organization ID	1
Project Name	WRC ESG RRH Program
Project ID	13
HMIS Project Type	13
Method of Tracking ES	
Is the Services Only (HMIS Project Type 6) affiliated with a residential project?	
Identify the Project ID's of the Housing Projects this Project is Affiliated with	
CSV Exception?	No
Uploaded via emailed hyperlink?	Yes
Email unique ID record link	eqYOBtgf1O
Project name (user-specified)	Rapid Rehousing
Project type (user-specified)	PH - Rapid Re-Housing
Organization Name	Women's Resource Center
Organization ID	1
Project Name	Emergency Shelter
Project ID	1
HMIS Project Type	1
Method of Tracking ES	
Is the Services Only (HMIS Project Type 6) affiliated with a residential project?	
Identify the Project ID's of the Housing Projects this Project is Affiliated with	
CSV Exception?	No
Uploaded via emailed hyperlink?	Yes
Email unique ID record link	Kh8qAfpgFS
Project name (user-specified)	Shelter
Project type (user-specified)	Emergency Shelter
Organization Name	Women's Resource Center
Organization ID	
Project Name	ESG Prevention

Project ID	12
HMIS Project Type	12
Method of Tracking ES	
Is the Services Only (HMIS Project Type 6) affiliated with a residential project?	
Identify the Project ID's of the Housing Projects this Project is Affiliated with	
CSV Exception?	No
Uploaded via emailed hyperlink?	Yes
Email unique ID record link	m4I739TdAy
Project name (user-specified)	Homeless Prevention
Project type (user-specified)	Homelessness Prevention

**Q05a: Report Validations Table**

Total Number of Persons Served	1341
Number of Adults (Age 18 or Over)	1133
Number of Children (Under Age 18)	205
Number of Persons with Unknown Age	3
Number of Leavers	786
Number of Adult Leavers	595
Number of Adult and Head of Household Leavers	599
Number of Stayers	555
Number of Adult Stayers	538
Number of Veterans	127
Number of Chronically Homeless Persons	70
Number of Youth Under Age 25	254
Number of Parenting Youth Under Age 25 with Children	17
Number of Adult Heads of Household	1123
Number of Child and Unknown-Age Heads of Household	4
Heads of Households and Adult Stayers in the Project 365 Days or More	161

**Q06a: Data Quality: Personally Identifying Information (PII)**

Data Element	Client Doesn't Know/Refused	Information Missing	Data Issues	% of Error Rate
Name	0	0	0	0.00 %
Social Security Number	2	265	95	7.46 %
Date of Birth	0	3	0	0.22 %
Race	0	6		0.00 %
Ethnicity	0	0		0.00 %
Gender	0	0		0.00 %
Overall Score				7.61 %

**Q06b: Data Quality: Universal Data Elements**

Data Element	Error Count	% of Error Rate
Veteran Status	0	0.00 %
Project Start Date	5	0.37 %
Relationship to Head of Household	1	0.07 %
Client Location	1	0.09 %
Disabling Condition	3	0.22 %

**Q06c: Data Quality: Income and Housing Data Quality**

Data Element	Error Count	% of Error Rate
Destination	367	46.69 %
Income and Sources at Start	425	37.71 %
Income and Sources at Annual Assessment	114	70.81 %
Income and Sources at Exit	386	64.44 %

**Q06d: Data Quality: Chronic Homelessness**

	Count of Total Records	Missing Time in Institution	Missing Time in Housing	Approximate Date Started DK/R/missing	Number of Times DK/R/missing	Number of Months DK/R/missing	% of Records Unable to Calculate
ES, SH, Street Outreach	621	0	0	84	84	84	13.85
TH	0	0	0	0	0	0	--
PH (All)	3	0	0	0	0	0	0.00
Total	624	0	0	0	0	0	13.79

**Q06e: Data Quality: Timeliness**

	Number of Project Entry Records	Number of Project Exit Records
0 days	570	97
1-3 Days	203	170
4-6 Days	52	54
7-10 Days	46	32
11+ Days	208	183

**Q06f: Data Quality: Inactive Records: Street Outreach & Emergency Shelter**

	# of Records	# of Inactive Records	% of Inactive Records
Contact (Adults and Heads of Household in Street Outreach or ES - NBN)	10	10	100.00 %
Bed Night (All Clients in ES - NBN)	10	0	0.00 %

**Q07a: Number of Persons Served**

	Total	Without Children	With Children and Adults	With Only Children	Unknown Household Type
Adults	1133	1028	105	0	0
Children	205	0	204	1	0
Client Doesn't Know/ Client Refused	0	0	0	0	0
Data Not Collected	3	0	0	0	3
Total	1341	1028	309	1	3

**Q08a: Households Served**

	Total	Without Children	With Children and Adults	With Only Children	Unknown Household Type
Total Households	1127	1021	102	1	3

**Q08b: Point-in-Time Count of Households on the Last Wednesday**

	Total	Without Children	With Children and Adults	With Only Children	Unknown Household Type
January	506	497	9	0	0
April	393	371	22	0	0
July	314	306	8	0	0
October	268	266	2	0	0

**Q09a: Number of Persons Contacted**

	All Persons Contacted	First contact – NOT staying on the Streets, ES, or SH	First contact – WAS staying on Streets, ES, or SH	First contact – Worker unable to determine
Once	384	218	165	1
2-5 Times	19	13	6	0
6-9 Times	0	0	0	0
10+ Times	0	0	0	0
Total Persons Contacted	403	231	171	1

**Q09b: Number of Persons Engaged**

	<b>All Persons Contacted</b>	<b>First contact – NOT staying on the Streets, ES, or SH</b>	<b>First contact – WAS staying on Streets, ES, or SH</b>	<b>First contact – Worker unable to determine</b>
Once	204	116	87	1
2-5 Contacts	0	0	0	0
6-9 Contacts	0	0	0	0
10+ Contacts	0	0	0	0
Total Persons Engaged	204	116	87	1
Rate of Engagement	0.48	0.50	0.51	0.05

**Q10a: Gender of Adults**

	<b>Total</b>	<b>Without Children</b>	<b>With Children and Adults</b>	<b>Unknown Household Type</b>
Male	724	718	6	0
Female	409	310	99	0
Trans Male (FTM or Female to Male)	0	0	0	0
Trans Female (MTF or Male to Female)	0	0	0	0
Gender Non-Conforming (i.e. not exclusively male or female)	0	0	0	0
Client Doesn't Know/Client Refused	0	0	0	0
Data Not Collected	0	0	0	0
Subtotal	1133	1028	105	0

**Q10b: Gender of Children**

	<b>Total</b>	<b>With Children and Adults</b>	<b>With Only Children</b>	<b>Unknown Household Type</b>
Male	101	100	1	0
Female	104	104	0	0
Trans Male (FTM or Female to Male)	0	0	0	0
Trans Female (MTF or Male to Female)	0	0	0	0
Gender Non-Conforming (i.e. not exclusively male or female)	0	0	0	0
Client Doesn't Know/Client Refused	0	0	0	0
Data Not Collected	0	0	0	0
Subtotal	205	204	1	0

**Q10c: Gender of Persons Missing Age Information**

	<b>Total</b>	<b>Without Children</b>	<b>With Children and Adults</b>	<b>With Only Children</b>	<b>Unknown Household Type</b>
Male	2	0	0	0	2
Female	1	0	0	0	1
Trans Male (FTM or Female to Male)	0	0	0	0	0
Trans Female (MTF or Male to Female)	0	0	0	0	0
Gender Non-Conforming (i.e. not exclusively male or female)	0	0	0	0	0
Client Doesn't Know/Client Refused	0	0	0	0	0
Data Not Collected	0	0	0	0	0
Subtotal	3	0	0	0	3

**Q10d: Gender by Age Ranges**

	<b>Total</b>	<b>Under Age 18</b>	<b>Age 18-24</b>	<b>Age 25-61</b>	<b>Age 62 and over</b>	<b>Client Doesn't Know/Client Refused</b>	<b>Data Not Collected</b>
Male	827	101	67	597	60	0	2
Female	514	104	71	318	20	0	1
Trans Female (MTF or Male to Female)	0	0	0	0	0	0	0
Trans Male (FTM or Female to Male)	0	0	0	0	0	0	0
Gender Non-Conforming (i.e. not exclusively male or female)	0	0	0	0	0	0	0
Client Doesn't Know/Client Refused	0	0	0	0	0	0	0
Data Not Collected	0	0	0	0	0	0	0
Subtotal	1341	205	138	915	80	0	3



**Q11: Age**

	<b>Total</b>	<b>Without Children</b>	<b>With Children and Adults</b>	<b>With Only Children</b>	<b>Unknown Household Type</b>
Under 5	101	0	100	1	0
5 - 12	79	0	79	0	0
13 - 17	25	0	25	0	0
18 - 24	124	104	20	0	0
25 - 34	282	221	61	0	0
35 - 44	217	204	13	0	0
45 - 54	285	280	5	0	0
55 - 61	141	140	1	0	0
62+	84	83	1	0	0
Client Doesn't Know/Client Refused	0	0	0	0	0
Data Not Collected	3	0	0	0	3
<b>Total</b>	<b>1341</b>	<b>1032</b>	<b>305</b>	<b>1</b>	<b>3</b>

**Q12a: Race**

	<b>Total</b>	<b>Without Children</b>	<b>With Children and Adults</b>	<b>With Only Children</b>	<b>Unknown Household Type</b>
White	940	789	147	1	3
Black or African American	314	204	110	0	0
Asian	5	0	5	0	0
American Indian or Alaska Native	6	6	0	0	0
Native Hawaiian or Other Pacific Islander	0	0	0	0	0
Multiple Races	70	30	40	0	0
Client Doesn't Know/Client Refused	0	0	0	0	0
Data Not Collected	6	2	4	0	0
<b>Total</b>	<b>1341</b>	<b>1031</b>	<b>306</b>	<b>1</b>	<b>3</b>

**Q12b: Ethnicity**

	<b>Total</b>	<b>Without Children</b>	<b>With Children and Adults</b>	<b>With Only Children</b>	<b>Unknown Household Type</b>
Non-Hispanic/Non-Latino	1167	930	233	1	3
Hispanic/Latino	168	99	69	0	0
Client Doesn't Know/Client Refused	0	0	0	0	0
Data Not Collected	6	2	4	0	0
<b>Total</b>	<b>1341</b>	<b>1031</b>	<b>306</b>	<b>1</b>	<b>3</b>

**Q13a1: Physical and Mental Health Conditions at Start**

	<b>Total Persons</b>	<b>Without Children</b>	<b>With Children and Adults</b>	<b>With Only Children</b>	<b>Unknown Household Type</b>
Mental Health Problem	377	358	18	0	1
Alcohol Abuse	105	105	0	0	0
Drug Abuse	90	83	7	0	0
Both Alcohol and Drug Abuse	83	82	1	0	0
Chronic Health Condition	147	141	6	0	0
HIV/AIDS	8	8	0	0	0
Developmental Disability	61	45	16	0	0
Physical Disability	144	137	5	0	2

**Q13b1: Physical and Mental Health Conditions at Exit**

	<b>Total Persons</b>	<b>Without Children</b>	<b>With Children and Adults</b>	<b>With Only Children</b>	<b>Unknown Household Type</b>
Mental Health Problem	55	39	16	0	0
Alcohol Abuse	10	10	0	0	0
Drug Abuse	21	15	6	0	0
Both Alcohol and Drug Abuse	12	11	1	0	0
Chronic Health Condition	33	28	5	0	0
HIV/AIDS	1	1	0	0	0
Developmental Disability	21	6	15	0	0
Physical Disability	32	28	4	0	0

**Q13c1: Physical and Mental Health Conditions for Stayers**

	<b>Total Persons</b>	<b>Without Children</b>	<b>With Children and Adults</b>	<b>With Only Children</b>	<b>Unknown Household Type</b>
Mental Health Problem	222	221	1	0	0
Alcohol Abuse	74	74	0	0	0
Drug Abuse	53	53	0	0	0
Both Alcohol and Drug Abuse	59	59	0	0	0
Chronic Health Condition	72	71	1	0	0
HIV/AIDS	5	5	0	0	0
Developmental Disability	27	25	2	0	0
Physical Disability	62	61	1	0	0

**Q14a: Domestic Violence History**

	<b>Total</b>	<b>Without Children</b>	<b>With Children and Adults</b>	<b>With Only Children</b>	<b>Unknown Household Type</b>
Yes	174	94	80	0	0
No	958	929	25	1	3
Client Doesn't Know/Client Refused	2	2	0	0	0
Data Not Collected	3	3	0	0	0
<b>Total</b>	<b>1137</b>	<b>1028</b>	<b>105</b>	<b>1</b>	<b>3</b>

**Q14b: Persons Fleeing Domestic Violence**

	<b>Total</b>	<b>Without Children</b>	<b>With Children and Adults</b>	<b>With Only Children</b>	<b>Unknown Household Type</b>
Yes	138	11	71	56	0
No	36	23	13	0	0
Client Doesn't Know/Client Refused	0	0	0	0	0
Data Not Collected	0	0	0	0	0
<b>Total</b>	<b>174</b>	<b>94</b>	<b>80</b>	<b>0</b>	<b>0</b>

**Q15: Living Situation**

	<b>Total</b>	<b>Without Children</b>	<b>With Children and Adults</b>	<b>With Only Children</b>	<b>Unknown Household Type</b>
<b>Homeless Situations</b>	0	0	0	0	0
Emergency shelter, including hotel or motel paid for with emergency shelter voucher	129	121	8	0	0
Transitional housing for homeless persons (including homeless youth)	6	6	0	0	0
Place not meant for habitation	228	225	1	0	2
Safe Haven	5	5	0	0	0
Interim Housing	1	1	0	0	0
<b>Subtotal</b>	<b>369</b>	<b>358</b>	<b>9</b>	<b>0</b>	<b>2</b>
<b>Institutional Settings</b>	0	0	0	0	0
Psychiatric hospital or other psychiatric facility	9	9	0	0	0
Substance abuse treatment facility or detox center	36	36	0	0	0
Hospital or other residential non-psychiatric medical facility	16	16	0	0	0
Jail, prison or juvenile detention facility	37	35	1	1	0
Foster care home or foster care group home	2	2	0	0	0
Long-term care facility or nursing home	1	1	0	0	0
Residential project or halfway house with no homeless criteria	1	1	0	0	0
<b>Subtotal</b>	<b>102</b>	<b>100</b>	<b>1</b>	<b>1</b>	<b>0</b>
<b>Other Locations</b>	0	0	0	0	0
Permanent housing (other than RRH) for formerly homeless persons	13	13	0	0	0
Owned by client, no ongoing housing subsidy	11	11	0	0	0
Owned by client, with ongoing housing subsidy	0	0	0	0	0
Rental by client, no ongoing housing subsidy	217	203	14	0	0
Rental by client, with VASH subsidy	5	5	0	0	0
Rental by client with GPD TIP subsidy	0	0	0	0	0
Rental by client, with other housing subsidy (including RRH)	23	21	2	0	0
Hotel or motel paid for without emergency shelter voucher	28	24	4	0	0
Staying or living in a friend's room, apartment or house	146	141	5	0	0
Staying or living in a family member's room, apartment or house	107	91	15	0	1
Client Doesn't Know/Client Refused	0	0	0	0	0
Data Not Collected	116	60	56	0	0
<b>Subtotal</b>	<b>666</b>	<b>569</b>	<b>96</b>	<b>0</b>	<b>1</b>
<b>Total</b>	<b>1137</b>	<b>1027</b>	<b>106</b>	<b>1</b>	<b>3</b>

**Q20a: Type of Non-Cash Benefit Sources**

	<b>Benefit at Start</b>	<b>Benefit at Latest Annual Assessment for Stayers</b>	<b>Benefit at Exit for Leavers</b>
Supplemental Nutritional Assistance Program	285	43	76
WIC	11	0	13
TANF Child Care Services	0	0	0
TANF Transportation Services	0	0	0
Other TANF-Funded Services	0	0	0
Other Source	2	0	0

**Q21: Health Insurance**

	<b>At Start</b>	<b>At Annual Assessment for Stayers</b>	<b>At Exit for Leavers</b>
Medicaid	341	44	125
Medicare	32	1	9
State Children's Health Insurance Program	0	0	0
VA Medical Services	52	0	26
Employer Provided Health Insurance	5	1	2
Health Insurance Through COBRA	0	0	0
Private Pay Health Insurance	1	0	1
State Health Insurance for Adults	4	0	4
Indian Health Services Program	0	0	0
Other	0	0	0
No Health Insurance	296	5	26
Client Doesn't Know/Client Refused	4	0	3
Data Not Collected	388	114	379
Number of Stayers Not Yet Required to Have an Annual Assessment	0	383	0
1 Source of Health Insurance	379	41	126
More than 1 Source of Health Insurance	12	0	6

**Q22a2: Length of Participation – ESG Projects**

	<b>Total</b>	<b>Leavers</b>	<b>Stayers</b>
0 to 7 days	424	414	10
8 to 14 days	105	97	8
15 to 21 days	57	45	12
22 to 30 days	73	59	14
31 to 60 days	103	66	37
61 to 90 days	98	35	63
91 to 180 days	156	42	114
181 to 365 days	156	19	137
366 to 730 days (1-2 Yrs)	122	8	114
731 to 1,095 days (2-3 Yrs)	38	1	37
1,096 to 1,460 days (3-4 Yrs)	3	0	3
1,461 to 1,825 days (4-5 Yrs)	1	0	1
More than 1,825 days (> 5 Yrs)	5	0	5
Data Not Collected	0	0	0
<b>Total</b>	<b>1341</b>	<b>786</b>	<b>555</b>

**Q22c: RRH Length of Time between Project Start Date and Housing Move-in Date**

	<b>Total</b>	<b>Without Children</b>	<b>With Children and Adults</b>	<b>With Only Children</b>	<b>Unknown Household Type</b>
7 days or less	19	9	10	0	0
8 to 14 days	20	3	17	0	0
15 to 21 days	3	0	3	0	0
22 to 30 days	0	0	0	0	0
31 to 60 days	0	0	0	0	0
61 to 180 days	0	0	0	0	0
181 to 365 days	0	0	0	0	0
366 to 730 days (1-2 Yrs)	2	0	2	0	0
Data Not Collected	0	0	0	0	0
<b>Total</b>	<b>44</b>	<b>12</b>	<b>32</b>	<b>0</b>	<b>0</b>

**Q22d: Length of Participation by Household Type**

	<b>Total</b>	<b>Without Children</b>	<b>With Children and Adults</b>	<b>With Only Children</b>	<b>Unknown Household Type</b>
7 days or less	424	308	112	1	3
8 to 14 days	105	70	35	0	0
15 to 21 days	57	34	23	0	0
22 to 30 days	73	42	31	0	0
31 to 60 days	103	65	38	0	0
61 to 90 days	98	70	28	0	0
91 to 180 days	156	126	30	0	0
181 to 365 days	156	146	10	0	0
366 to 730 days (1-2 Yrs)	122	120	2	0	0
731 to 1,095 days (2-3 Yrs)	38	38	0	0	0
1,096 to 1,460 days (3-4 Yrs)	3	3	0	0	0
1,461 to 1,825 days (4-5 Yrs)	1	1	0	0	0
More than 1,825 days (> 5 Yrs)	5	5	0	0	0
Data Not Collected	0	0	0	0	0
<b>Total</b>	<b>1341</b>	<b>1028</b>	<b>309</b>	<b>1</b>	<b>3</b>

**Q23a: Exit Destination – More Than 90 Days**

	Total	Without Children	With Children and Adults	With Only Children	Unknown Household Type
<b>Permanent Destinations</b>	0	0	0	0	0
Moved from one HOPWA funded project to HOPWA PH	0	0	0	0	0
Owned by client, no ongoing housing subsidy	0	0	0	0	0
Owned by client, with ongoing housing subsidy	0	0	0	0	0
Rental by client, no ongoing housing subsidy	8	1	7	0	0
Rental by client, with VASH housing subsidy	0	0	0	0	0
Rental by client, with GPD TIP housing subsidy	0	0	0	0	0
Rental by client, with other ongoing housing subsidy	0	0	0	0	0
Permanent housing (other than RRH) for formerly homeless persons	0	0	0	0	0
Staying or living with family, permanent tenure	0	0	0	0	0
Staying or living with friends, permanent tenure	0	0	0	0	0
Rental by client, with RRH or equivalent subsidy	0	0	0	0	0
<b>Subtotal</b>	8	1	7	0	0
<b>Temporary Destinations</b>	0	0	0	0	0
Emergency shelter, including hotel or motel paid for with emergency shelter voucher	0	0	0	0	0
Moved from one HOPWA funded project to HOPWA TH	0	0	0	0	0
Transitional housing for homeless persons (including homeless youth)	0	0	0	0	0
Staying or living with family, temporary tenure (e.g. room, apartment or house)	0	0	0	0	0
Staying or living with friends, temporary tenure (e.g. room, apartment or house)	0	0	0	0	0
Place not meant for habitation (e.g., a vehicle, an abandoned building, bus/train/subway station/airport or anywhere outside)	0	0	0	0	0
Safe Haven	0	0	0	0	0
Hotel or motel paid for without emergency shelter voucher	0	0	0	0	0
<b>Subtotal</b>	0	0	0	0	0
<b>Institutional Settings</b>	0	0	0	0	0
Foster care home or group foster care home	0	0	0	0	0
Psychiatric hospital or other psychiatric facility	0	0	0	0	0
Substance abuse treatment facility or detox center	0	0	0	0	0
Hospital or other residential non-psychiatric medical facility	0	0	0	0	0
Jail, prison, or juvenile detention facility	0	0	0	0	0
Long-term care facility or nursing home	0	0	0	0	0
<b>Subtotal</b>	0	0	0	0	0
<b>Other Destinations</b>	0	0	0	0	0
Residential project or halfway house with no homeless criteria	0	0	0	0	0
Deceased	0	0	0	0	0



Other	0	0	0	0	0
Client Doesn't Know/Client Refused	2	0	2	0	0
Data Not Collected (no exit interview completed)	0	0	0	0	0
<b>Subtotal</b>	2	0	2	0	0
Total	10	1	9	0	0
Total persons exiting to positive housing destinations	8	1	7	0	0
Total persons whose destinations excluded them from the calculation	0	0	0	0	0
Percentage	80.00 %	100.00 %	77.78 %	--	--

**Q23b: Exit Destination – 90 Days or Less**

	Total	Without Children	With Children and Adults	With Only Children	Unknown Household Type
<b>Permanent Destinations</b>	0	0	0	0	0
Moved from one HOPWA funded project to HOPWA PH	0	0	0	0	0
Owned by client, no ongoing housing subsidy	0	0	0	0	0
Owned by client, with ongoing housing subsidy	0	0	0	0	0
Rental by client, no ongoing housing subsidy	22	6	16	0	0
Rental by client, with VASH housing subsidy	0	0	0	0	0
Rental by client, with GPD TIP housing subsidy	0	0	0	0	0
Rental by client, with other ongoing housing subsidy	0	0	0	0	0
Permanent housing (other than RRH) for formerly homeless persons	0	0	0	0	0
Staying or living with family, permanent tenure	0	0	0	0	0
Staying or living with friends, permanent tenure	0	0	0	0	0
Rental by client, with RRH or equivalent subsidy	0	0	0	0	0
<b>Subtotal</b>	22	6	16	0	0
<b>Temporary Destinations</b>	0	0	0	0	0
Emergency shelter, including hotel or motel paid for with emergency shelter voucher	0	0	0	0	0
Moved from one HOPWA funded project to HOPWA TH	0	0	0	0	0
Transitional housing for homeless persons (including homeless youth)	0	0	0	0	0
Staying or living with family, temporary tenure (e.g. room, apartment or house)	0	0	0	0	0
Staying or living with friends, temporary tenure (e.g. room, apartment or house)	0	0	0	0	0
Place not meant for habitation (e.g., a vehicle, an abandoned building, bus/train/subway station/airport or anywhere outside)	0	0	0	0	0
Safe Haven	0	0	0	0	0
Hotel or motel paid for without emergency shelter voucher	0	0	0	0	0
<b>Subtotal</b>	0	0	0	0	0
<b>Institutional Settings</b>	0	0	0	0	0
Foster care home or group foster care home	0	0	0	0	0
Psychiatric hospital or other psychiatric facility	0	0	0	0	0
Substance abuse treatment facility or detox center	0	0	0	0	0
Hospital or other residential non-psychiatric medical facility	0	0	0	0	0
Jail, prison, or juvenile detention facility	0	0	0	0	0
Long-term care facility or nursing home	0	0	0	0	0
<b>Subtotal</b>	0	0	0	0	0
<b>Other Destinations</b>	0	0	0	0	0
Residential project or halfway house with no homeless criteria	0	0	0	0	0

Deceased	0	0	0	0	0
Other	0	0	0	0	0
Client Doesn't Know/Client Refused	0	0	0	0	0
Data Not Collected (no exit interview completed)	0	0	0	0	0
<b>Subtotal</b>	0	0	0	0	0
Total	22	6	16	0	0
Total persons exiting to positive housing destinations	22	6	16	0	0
Total persons whose destinations excluded them from the calculation	0	0	0	0	0
Percentage	100.00 %	100.00 %	100.00 %	--	--

**Q23c: Exit Destination – All persons**

	Total	Without Children	With Children and Adults	With Only Children	Unknown Household Type
Moved from one HOPWA funded project to HOPWA PH	0	0	0	0	0
Owned by client, no ongoing housing subsidy	0	0	0	0	0
Owned by client, with ongoing housing subsidy	0	0	0	0	0
Rental by client, no ongoing housing subsidy	95	39	56	0	0
Rental by client, with VASH housing subsidy	3	3	0	0	0
Rental by client, with GPD TIP housing subsidy	0	0	0	0	0
Rental by client, with other ongoing housing subsidy	14	4	10	0	0
Permanent housing (other than RRH) for formerly homeless persons	30	6	24	0	0
Staying or living with family, permanent tenure	4	2	2	0	0
Staying or living with friends, permanent tenure	0	0	0	0	0
Rental by client, with RRH or equivalent subsidy	0	0	0	0	0
<b>Subtotal</b>	<b>146</b>	<b>54</b>	<b>92</b>	<b>0</b>	<b>0</b>
Emergency shelter, including hotel or motel paid for with emergency shelter voucher	2	2	0	0	0
Moved from one HOPWA funded project to HOPWA TH	0	0	0	0	0
Transitional housing for homeless persons (including homeless youth)	12	8	4	0	0
Staying or living with family, temporary tenure (e.g. room, apartment or house)	20	3	17	0	0
Staying or living with friends, temporary tenure (e.g. room, apartment or house)	6	4	2	0	0
Place not meant for habitation (e.g., a vehicle, an abandoned building, bus/train/subway station/airport or anywhere outside)	2	2	0	0	0
Safe Haven	0	0	0	0	0
Hotel or motel paid for without emergency shelter voucher	0	0	0	0	0
<b>Subtotal</b>	<b>42</b>	<b>19</b>	<b>23</b>	<b>0</b>	<b>0</b>
Foster care home or group foster care home	0	0	0	0	0
Psychiatric hospital or other psychiatric facility	0	0	0	0	0
Substance abuse treatment facility or detox center	1	1	0	0	0
Hospital or other residential non-psychiatric medical facility	0	0	0	0	0
Jail, prison, or juvenile detention facility	0	0	0	0	0
Long-term care facility or nursing home	0	0	0	0	0
<b>Subtotal</b>	<b>1</b>	<b>1</b>	<b>0</b>	<b>0</b>	<b>0</b>
Residential project or halfway house with no homeless criteria	0	0	0	0	0
Deceased	2	1	1	0	0
Other	2	2	0	0	0
Client Doesn't Know/Client Refused	8	6	2	0	0
Data Not Collected (no exit interview completed)	582	417	161	1	3
<b>Subtotal</b>	<b>594</b>	<b>426</b>	<b>164</b>	<b>1</b>	<b>3</b>

Total	783	500	279	1	3
Total persons exiting to positive housing destinations	146	54	92	0	0
Total persons whose destinations excluded them from the calculation	2	1	1	0	0

**Q24: Homelessness Prevention Housing Assessment at Exit**

	Total	Without Children	With Children and Adults	With Only Children	Unknown Household Type
Able to maintain the housing they had at project start--Without a subsidy	34	7	27	0	0
Able to maintain the housing they had at project start--With the subsidy they had at project start	1	0	1	0	0
Able to maintain the housing they had at project start--With an on-going subsidy acquired since project start	2	0	2	0	0
Able to maintain the housing they had at project start--Only with financial assistance other than a subsidy	0	0	0	0	0
Moved to new housing unit--With on-going subsidy	0	0	0	0	0
Moved to new housing unit--Without an on-going subsidy	0	0	0	0	0
Moved in with family/friends on a temporary basis	0	0	0	0	0
Moved in with family/friends on a permanent basis	0	0	0	0	0
Moved to a transitional or temporary housing facility or program	0	0	0	0	0
Client became homeless -- moving to a shelter or other place unfit for human habitation	0	0	0	0	0
Client went to jail/prison	0	0	0	0	0
Client died	0	0	0	0	0
Client doesn't know/Client refused	0	0	0	0	0
Data not collected (no exit interview completed)	0	0	0	0	0
Total	37	7	30	0	0

**Q25a: Number of Veterans**

	Total	Without Children	With Children and Adults	Unknown Household Type
Chronically Homeless Veteran	9	9	0	0
Non-Chronically Homeless Veteran	118	118	0	0
Not a Veteran	1024	905	119	0
Client Doesn't Know/Client Refused	0	0	0	0
Data Not Collected	0	0	0	0
Total	1151	1032	119	0

**Q26b: Number of Chronically Homeless Persons by Household**

	<b>Total</b>	<b>Without Children</b>	<b>With Children and Adults</b>	<b>With Only Children</b>	<b>Unknown Household Type</b>
Chronically Homeless	70	64	6	0	0
Not Chronically Homeless	789	654	131	1	3
Client Doesn't Know/Client Refused	1	1	0	0	0
Data Not Collected	253	253	0	0	0
<b>Total</b>	<b>1113</b>	<b>972</b>	<b>137</b>	<b>1</b>	<b>3</b>



Recipient - ESG Grant → ESG: Scranton - PA

→ Grant: **ESG: Scranton - PA - Report** Type: **CAPER** → Additional Information

**Additional Information**

**Date**

3/19/2018

**HMIS**

Are 100% of the project(s) funded through ESG, which are allowed to use HMIS, entering data into HMIS? **Yes**  
Have all of the projects entered data into Sage via a CSV - CAPER Report upload? **Yes**

**Comparable Database**

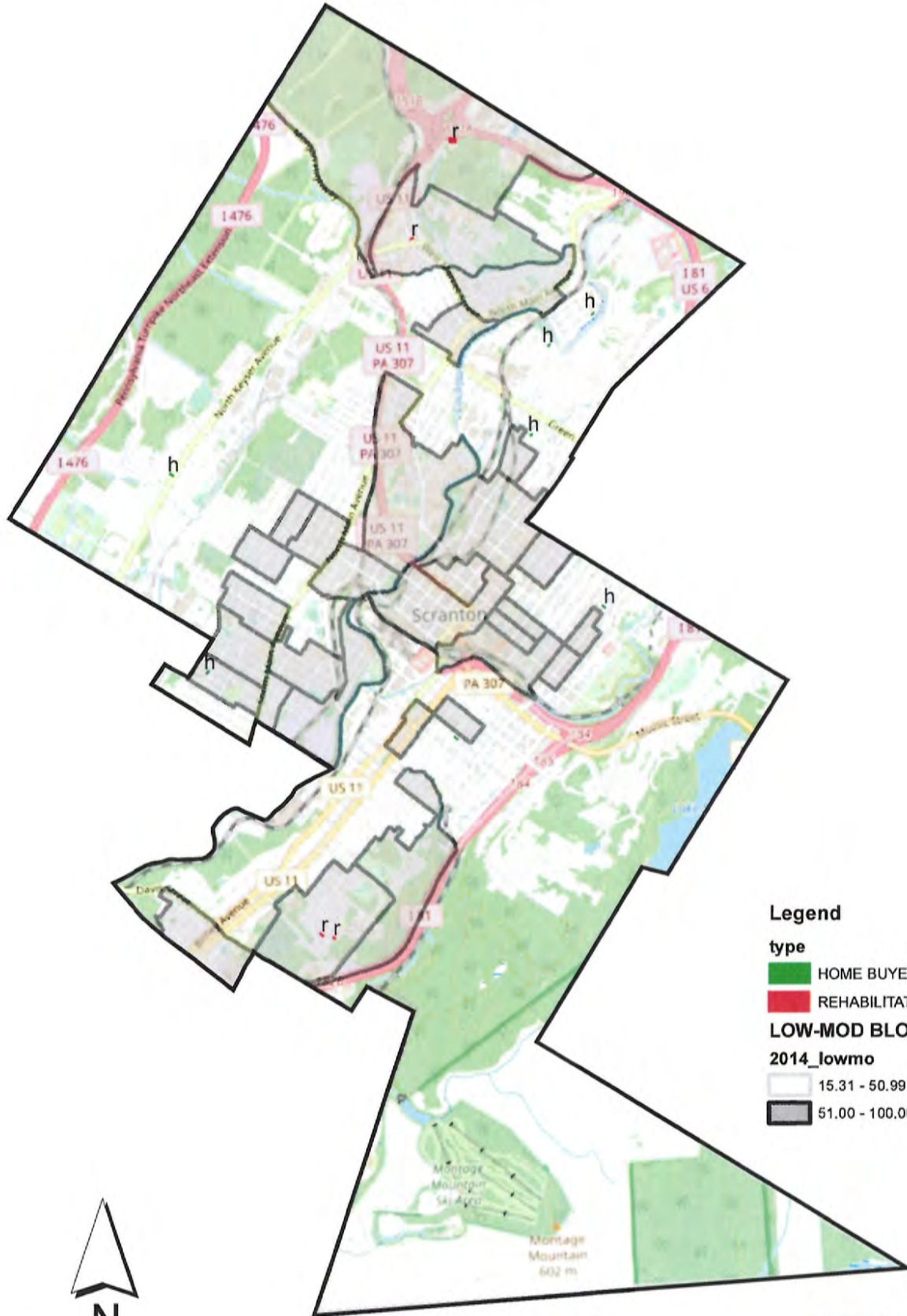
Are 100% of the project(s) funded through ESG, which are allowed to use a comparable database, entering data into the comparable database? **Yes**  
Have all of the projects entered data into Sage via a CSV - CAPER Report upload? **Yes**

# Scranton, Pennsylvania

## Maps



# HOUSING ACTIVITIES



## Legend

### type

- HOME BUYER PROGRAM
- REHABILITATION PROGRAM

### LOW-MOD BLOCK GROUPS

#### 2014\_lowmo

- 15.31 - 50.99
- 51.00 - 100.00

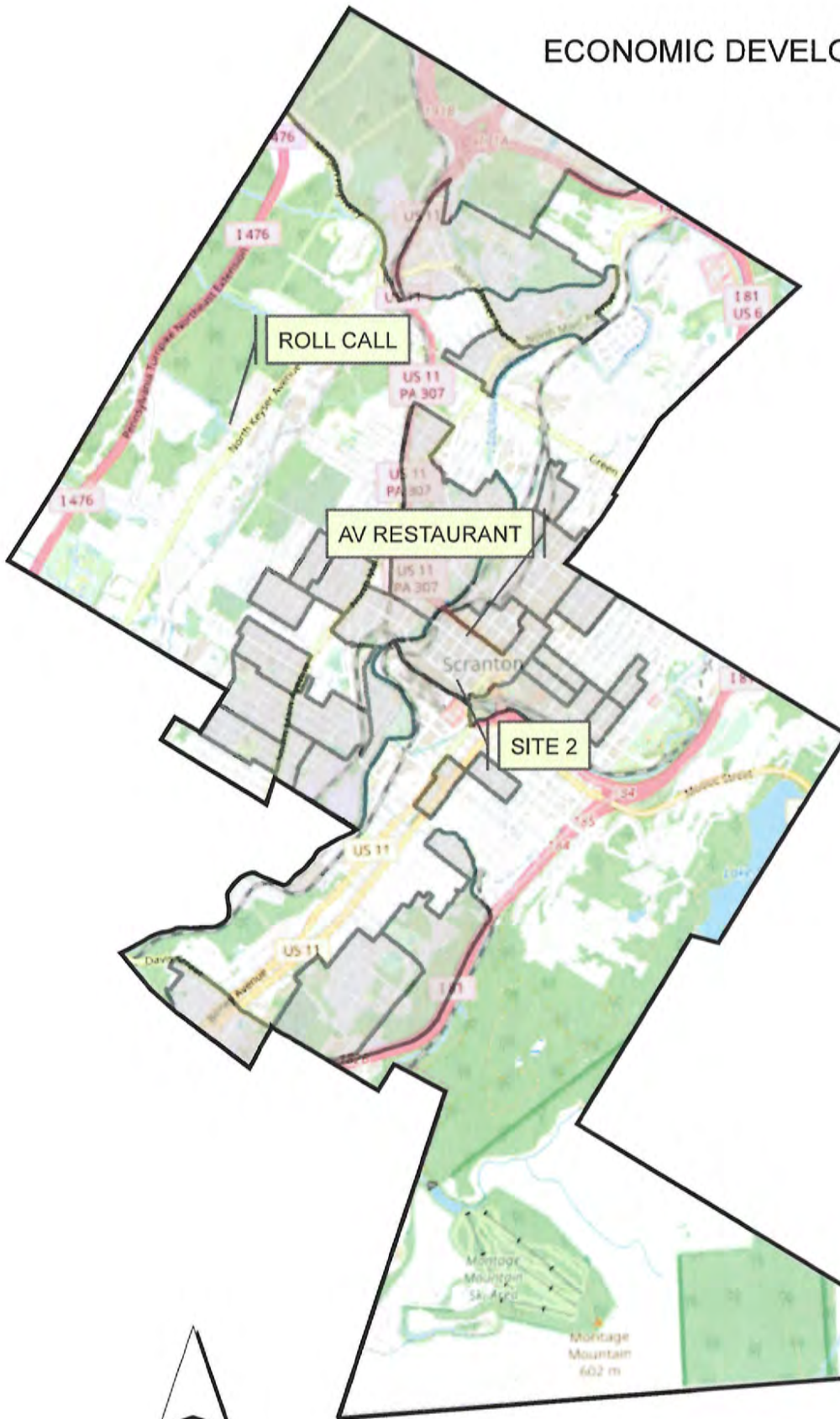


1 inch = 5,459 feet



BUREAU OF CITY PLANNING

# ECONOMIC DEVELOPMENT ACTIVITIES



## Legend

### LOW-MOD BLOCK GROUPS

2014\_lowmo

15.31 - 50.99

51.00 - 100.00



1 inch = 5,417 feet



BUREAU OF CITY PLANNING

# PUBLIC IMPROVEMENT PROJECTS



MARVINE DUTCH GAP LL IMPROVEMENTS

ROCKWELL BRIDGE PROJECT

## Legend

### LOW-MOD BLOCK GROUPS

2014\_lowmo

15.31 - 50.99

51.00 - 100.00

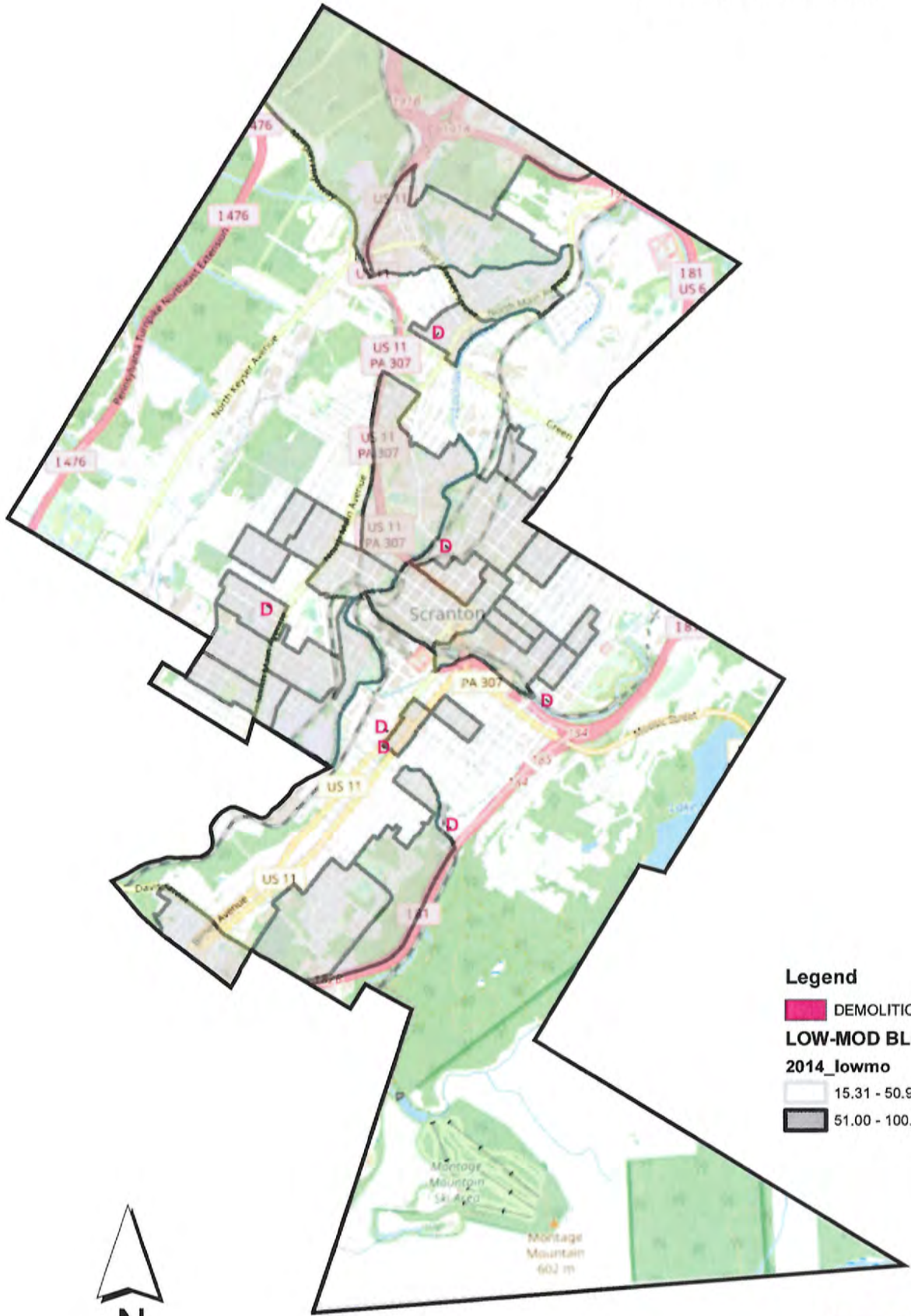


1 inch = 5,417 feet



BUREAU OF CITY PLANNING

# BLIGHT REMOVAL



### Legend

- DEMOLITION SITES
- LOW-MOD BLOCK GROUPS
- 2014\_lowmo
- 15.31 - 50.99
- 51.00 - 100.00

N  
1 inch = 5,417 feet



**Scranton, Pennsylvania**

**PR 02**

**Lists of Activities**

**January 1, 2017 to December 31, 2017**

U.S. Department of Housing and Urban Development  
 Office of Community Planning and Development  
 Integrated Disbursement and Information System  
 List of Activities By Program Year And Project  
 SCRANTON,PA

REPORT FOR CPD PROGRAM CDBG, HESG, HOME  
 PGM YR 2017

Plan Year	IDIS Project	Project	IDIS Activity ID	Activity Name	Activity Status	Program	Funded Amount	Draw Amount	Balance
2017	1	CDBG Administration	2394	Administration - CDBG 2017	Open	CDBG	\$470,779.00	\$130,611.87	\$340,167.13
			2409	Administration CDBG for HOME Program	Open	CDBG	\$20,000.00	\$17,169.49	\$2,830.51
	2	<b>Project Total</b> Economic Development	2356	Della Medix (Economic Assistance)	Open	CDBG	\$490,779.00	\$147,781.36	\$342,997.64
			2414	JED Pool Tools (Economic Assistance)	Open	CDBG	\$150,000.00	\$0.00	\$250,000.00
	3	<b>Project Total</b> Infrastructure to include Paving, Sidewalks & Streetscape Improvements	2381	Re-Construction of City Streets to include Handicapped Curb Cuts	Open	CDBG	\$400,000.00	\$0.00	\$150,000.00
			2400	Sidewalk & Streetscape Improvements	Open	CDBG	\$559,719.83	\$10,141.62	\$549,578.21
	4	<b>Project Total</b> Public Service - YOUTH	2395	Boys and Girls Club PARK IT PROGRAM 2017	Open	CDBG	\$755,085.83	\$10,141.62	\$744,944.21
			2396	UNC Bellevue Center - 2017	Open	CDBG	\$10,000.00	\$4,132.04	\$5,867.96
			2397	UNC Project Hope - 2017	Completed	CDBG	\$40,000.00	\$40,000.00	\$0.00
	5	<b>Project Total</b> Fire Station/Equipment	2398	New Pumper Fire Truck Engine # 7	Completed	CDBG	\$65,000.00	\$44,132.04	\$20,867.96
			2391	Neighborhood Police Patrol 2017	Open	CDBG	\$100,000.00	\$100,000.00	\$0.00
	6	<b>Project Total</b> Public Service - Crime Awareness	2392	Demolition of Hazardous Structures.2017	Open	CDBG	\$261,845.00	\$0.00	\$261,845.00
			2399	St. Joseph's Center - Mother Infant Program 2017	Open	CDBG	\$235,779.67	\$0.00	\$235,779.67
	7	<b>Project Total</b> Clearance and Demolition	2382	McLain Park Improvements at Rockwell Playground	Open	CDBG	\$10,000.00	\$0.00	\$10,000.00
			2404	Connell Park Little League Improvements	Open	CDBG	\$169,064.16	\$8,031.46	\$161,032.70
	8	<b>Project Total</b> Public Service - Child Care	2401	Section 108 Planned Repayment Steamtown Mall Partners	Open	CDBG	\$29,000.00	\$0.00	\$29,000.00
			2402	Section 108 Loan Planned Payment Scranton Hotel	Open	CDBG	\$198,064.16	\$8,031.46	\$190,032.70
	9	<b>Project Total</b> Public Facilities and Improvements	2411	Scranton Lackawanna Human Development Agency	Open	CDBG	\$239,170.84	\$16,142.65	\$223,028.19
			2403	Catherine McAuley Ctr. Rental Assistance	Open	CDBG	\$243,183.00	\$5,266.50	\$237,916.50
	10	<b>Project Total</b> Section 108 Repayments	2403	Weatherization/Energy Efficiency Improvements	Open	CDBG	\$482,353.84	\$21,409.15	\$460,944.69
			2377	HOME Program - Administration	Open	HOME	\$54,000.00	\$0.00	\$54,000.00
	11	<b>Project Total</b> Weatherization/Energy Efficiency Improvements	2403	Catherine McAuley Ctr. Rental Assistance	Open	CDBG	\$5,000.00	\$0.00	\$5,000.00
			2403	Catherine McAuley Ctr. Rental Assistance	Open	CDBG	\$5,000.00	\$0.00	\$5,000.00
	12	<b>Project Total</b> Public Service - Rental Housing Subsidies	2377	2017 Home Admin	Open	HOME	\$5,000.00	\$43,999.78	\$5,000.00
			2377	2017 Home Admin	Open	HOME	\$44,027.68	\$43,999.78	\$27.90

U.S. Department of Housing and Urban Development  
 Office of Community Planning and Development  
 Integrated Disbursement and Information System  
 List of Activities By Program Year And Project  
 SCRANTON, PA

Plan Year	IDIS Project	Project	IDIS Activity ID	Activity Name	Activity Status	Program	Funded Amount	Draw Amount	Balance
2017	13	<b>Project Total</b>					\$44,027.68	\$43,999.78	\$27.90
	14	HOME Program - Homeowner Rehab Program	2410	2128 Comegys Ave-Rehab	Open	HOME	\$55,765.00	\$23,525.00	\$32,240.00
		<b>Project Total</b>					\$55,765.00	\$23,525.00	\$32,240.00
	16	HOME Program - Homebuyer Program	2412	1129 Amherst Street-HB	Completed	HOME	\$7,173.50	\$7,173.50	\$0.00
			2413	1433 Elizabeth Street-HB	Completed	HOME	\$12,600.00	\$12,600.00	\$0.00
		<b>Project Total</b>					\$19,773.50	\$19,773.50	\$0.00
	17	Emergency Solutions Grant - HESG	2393	Administration for HESG	Open	HESG	\$16,692.00	\$16,397.03	\$294.97
			2405	Rapid Re-Housing	Open	HESG	\$71,832.00	\$12,420.48	\$59,411.52
			2406	Homeless Prevention	Open	HESG	\$500.00	\$0.00	\$500.00
			2407	Emergency Shelter	Open	HESG	\$133,536.00	\$73,978.63	\$59,557.37
			2408	HESG Administration 2017	Cancelled	HESG	\$0.00	\$0.00	\$0.00
		<b>Project Total</b>					\$222,560.00	\$102,796.14	\$119,763.86
		<b>Program Total</b>					\$3,057,907.50	\$331,495.63	\$2,726,411.87
	<b>2017 Total</b>					\$222,560.00	\$102,796.14	\$119,763.86	
						\$119,566.18	\$87,298.28	\$32,267.90	
						\$3,400,033.68	\$521,590.05	\$2,878,443.63	
	<b>Program Grand Total</b>					\$3,057,907.50	\$331,495.63	\$2,726,411.87	
						\$222,560.00	\$102,796.14	\$119,763.86	
	<b>Grand Total</b>					\$119,566.18	\$87,298.28	\$32,267.90	
						\$3,400,033.68	\$521,590.05	\$2,878,443.63	

**Scranton, Pennsylvania**

**PR 05**

**Drawdown by Project & Activities**

**January 1, 2017 to December 31, 2017**



REPORT FOR PROGRAM : CDBG, HESG, HOME  
 PGM YR : 2017  
 PROJECT : ALL  
 ACTIVITY : ALL

Program Year/ Project	IDIS Act ID	Activity Name	Prior Year	Voucher Number	Line Item	Voucher Status	LOCCS Send Date	Grant Year	Grant Number	Fund Type	Drawn Amount
2017 1	2394	Administration - CDBG 2017		6091651	1	Completed	10/30/2017	2017	B17MC420014	EN	\$17,681.06
				6092644	1	Completed	11/2/2017	2017	B17MC420014	PI	\$313.08
				6094309	1	Completed	11/8/2017	2017	B17MC420014	PI	\$286.24
				6094309	2	Completed	11/8/2017	2017	B17MC420014	EN	\$150.00
				6096694	2	Completed	11/16/2017	2017	B17MC420014	PI	\$3,271.65
				6096694	3	Completed	11/16/2017	2017	B17MC420014	EN	\$7,251.59
				6098131	2	Completed	11/21/2017	2017	B17MC420014	EN	\$10,459.45
				6099661	1	Completed	11/29/2017	2017	B17MC420014	EN	\$247.93
				6102346	1	Completed	12/7/2017	2017	B17MC420014	EN	\$11,736.12
				6104766	4	Completed	12/14/2017	2017	B17MC420014	EN	\$558.14
				6107734	2	Completed	12/21/2017	2017	B17MC420014	EN	\$12,259.52
				6110563	1	Completed	1/4/2018	2017	B17MC420014	EN	\$12,967.47
				6113085	1	Completed	1/12/2018	2017	B17MC420014	EN	\$723.68
				6114533	1	Completed	1/18/2018	2017	B17MC420014	EN	\$326.57
				6117221	1	Completed	1/25/2018	2018	B18MC420014	PI	\$10,660.00
				6117221	2	Completed	1/25/2018	2017	B17MC420014	EN	\$6,786.60
									<b>Activity Total</b>		<b>\$95,679.10</b>
2017 1	2409	Administration CDBG for HOME Program		6096694	4	Completed	11/16/2017	2017	B17MC420014	EN	\$1,414.68
				6098131	1	Completed	11/21/2017	2017	B17MC420014	EN	\$2,397.06
				6102346	4	Completed	12/7/2017	2017	B17MC420014	EN	\$1,527.59
				6107734	3	Completed	12/21/2017	2017	B17MC420014	EN	\$2,312.54

U.S. Department of Housing and Urban Development  
 Office of Community Planning and Development  
 Integrated Disbursement and Information System  
 Drawdown Report by Project and Activity  
 SCRANTON, PA

Program Year/ Project	IDIS Act ID	Activity Name	Prior Year	Voucher Number	Line Item	Voucher Status	LOCCS Send Date	Grant Year	Grant Number	Fund Type	Drawn Amount
				6110563	2	Completed	1/4/2018	2017	B17MC420014	EN	\$1,486.54
				6117221	4	Completed	1/25/2018	2017	B17MC420014	EN	\$1,702.36
									<b>Activity Total</b>		<b>\$10,840.77</b>
									<b>Project Total</b>		<b>106,519.87</b>
2017	3	Infrastructure to include Paving, Sidewalks & Streetscape Improvements									
	2381	Re-Construction of City Streets to include Handicapped Curb Cuts		6073398	1	Completed	8/24/2017	2015	B15MC420014	EN	\$447.70
				6073398	2	Completed	8/24/2017	2017	B17MC420014	PI	\$999.92
				6085098	2	Completed	10/5/2017	2017	B17MC420014	PI	\$8,694.00
									<b>Activity Total</b>		<b>\$10,141.62</b>
									<b>Project Total</b>		<b>10,141.62</b>
2017	4	Public Service - YOUTH									
	2396	UNC Bellevue Center - 2017		6102346	3	Completed	12/7/2017	2017	B17MC420014	EN	\$344.86
				6104766	1	Completed	12/14/2017	2017	B17MC420014	EN	\$1,128.51
				6107738	1	Completed	12/21/2017	2017	B17MC420014	EN	\$1,423.79
				6117221	3	Completed	1/25/2018	2017	B17MC420014	EN	\$1,234.88
									<b>Activity Total</b>		<b>\$4,132.04</b>
									<b>Project Total</b>		<b>44,132.04</b>
2017	4	Public Service - YOUTH									
	2397	UNC Project Hope - 2017		6098131	3	Completed	11/21/2017	2017	B17MC420014	EN	\$40,000.00
									<b>Activity Total</b>		<b>\$40,000.00</b>
									<b>Project Total</b>		<b>44,132.04</b>
2017	5	Fire Station/Equipment									
	2398	New Pumper Fire Truck Engine # 7		6091987	1	Completed	10/31/2017	2017	B17MC420014	EN	\$100,000.00
									<b>Activity Total</b>		<b>\$100,000.00</b>
									<b>Project Total</b>		<b>100,000.00</b>

U.S. Department of Housing and Urban Development  
 Office of Community Planning and Development  
 Integrated Disbursement and Information System  
 Drawdown Report by Project and Activity  
 SCRANTON, PA

Program Year/ Project	IDIS Act ID	Activity Name	Prior Year	Voucher Number	Line Item	Voucher Status	LOCCS Send Date	Grant Year	Grant Number	Fund Type	Drawn Amount
2017 10	Section 108 Repayments	Section 108 Planned Repayment Steamtown Mail Partners		6111659	2	Completed	1/9/2018	2016	B16MC420014	EN	\$16,142.65
									<b>Activity Total</b>		<b>\$16,142.65</b>
2017 10	Section 108 Repayments	Section 108 Loan Planned Payment Scranton Hotel		6111659	1	Completed	1/9/2018	2016	B16MC420014	EN	\$5,266.50
									<b>Activity Total</b>		<b>\$5,266.50</b>
2017 13	HOME Program - Administration	2017 Home Admin		6033801	1	Completed	4/24/2017	2017	M17MC420205	PA	\$4,150.28
				6090684	2	Completed	10/26/2017	2017	M17MC420205	AD	\$2,450.00
				6090686	1	Completed	10/26/2017	2017	M17MC420205	AD	\$37,013.73
				6096694	8	Completed	11/16/2017	2017	M17MC420205	AD	\$350.00
				6102346	5	Completed	12/7/2017	2017	M17MC420205	AD	\$9.50
				6113085	11	Completed	1/12/2018	2017	M17MC420205	AD	\$26.27
									<b>Activity Total</b>		<b>\$43,999.78</b>
									<b>Project Total</b>		<b>43,999.78</b>
2017 14	HOME Program - Homeowner Rehab Program	2128 Comegys Ave-Rehab		6098131	7	Completed	11/21/2017	2017	M17MC420205	EN	\$375.00
				6110563	5	Completed	1/4/2018	2017	M17MC420205	EN	\$7,950.00
									<b>Activity Total</b>		<b>\$8,325.00</b>
									<b>Project Total</b>		<b>8,325.00</b>
2017 16	HOME Program - Homebuyer Program	1129 Amherst Street-HB		6113085	7	Completed	1/12/2018	2017	M17MC420205	EN	\$6,573.50
				6114533	4	Completed	1/18/2018	2017	M17MC420205	EN	\$600.00
									<b>Activity Total</b>		<b>\$7,173.50</b>

U.S. Department of Housing and Urban Development  
 Office of Community Planning and Development  
 Integrated Disbursement and Information System  
 Drawdown Report by Project and Activity  
 SCRANTON, PA

Program Year/ Project	IDIS Act ID	Activity Name	Prior Year	Voucher Number	Line Item	Voucher Status	LOCCS Send Date	Grant Year	Grant Number	Fund Type	Drawn Amount
2017 16	HOME Program - Homebuyer Program	2413 1433 Elizabeth Street-HB		6113085	8	Completed	1/12/2018	2017	M17MC420205	EN	\$12,000.00
				6114533	3	Completed	1/18/2018	2017	M17MC420205	EN	\$600.00
									<b>Activity Total</b>		<b>\$12,600.00</b>
									<b>Project Total</b>		<b>19,773.50</b>
2017 17	Emergency Solutions Grant - HESG	2393 Administration for HESG		6094301	1	Completed	11/8/2017	2017	E17MC420014	AD	\$13,402.67
				6096694	9	Completed	11/16/2017	2017	E17MC420014	AD	\$364.02
				6098131	8	Completed	11/21/2017	2017	E17MC420014	AD	\$1,297.26
				6102346	7	Completed	12/7/2017	2017	E17MC420014	AD	\$1,333.08
									<b>Activity Total</b>		<b>\$16,397.03</b>
2017 17	Emergency Solutions Grant - HESG	2405 Rapid Re-Housing		6099661	4	Completed	11/29/2017	2017	E17MC420014	EN	\$3,729.33
				6110563	4	Completed	1/4/2018	2017	E17MC420014	EN	\$4,909.44
				6117221	5	Completed	1/25/2018	2017	E17MC420014	EN	\$383.89
									<b>Activity Total</b>		<b>\$9,022.66</b>
2017 17	Emergency Solutions Grant - HESG	2407 Emergency Shelter		6099661	5	Completed	11/29/2017	2017	E17MC420014	EN	\$1,616.25
				6104766	8	Completed	12/14/2017	2017	E17MC420014	EN	\$11,745.93
				6107734	1	Completed	12/21/2017	2017	E17MC420014	EN	\$26,877.16
				6108676	2	Completed	12/27/2017	2017	E17MC420014	EN	\$5,137.61
				6114533	8	Completed	1/18/2018	2017	E17MC420014	EN	\$20.00
				6117221	6	Completed	1/25/2018	2017	E17MC420014	EN	\$1,427.39
									<b>Activity Total</b>		<b>\$46,824.34</b>
									<b>Project Total</b>		<b>72,244.03</b>
									<b>Program Year 2017 Total</b>		<b>426,544.99</b>

**Scranton, Pennsylvania**

**PR 06**

**Summary of Consolidated Plan  
Projects**

**January 1, 2017 to December 31, 2017**

U.S. DEPARTMENT OF HOUSING AND URBAN DEVELOPMENT  
 OFFICE OF COMMUNITY PLANNING AND DEVELOPMENT  
 PR06 - Summary of Consolidated Plan Projects for Report Year

Plan IDIS Year Project	Project Title and Description	Program	Project Estimate	Committed Amount
2017 1	CDBG Administration	CDBG	\$0.00	\$490,779.00
	General Administration for the CDBG Program. Also will include \$20,000 for administration of the HOME Program under another IDIS number			
2	Economic Development	CDBG	\$200,000.00	\$400,000.00
3	Infrastructure to include Paving, Sidewalks & Streetscape Improvements	CDBG	\$501,454.00	\$755,085.83
	Will reconstruct roads to include handicap curbscuts within the City of Scranton in low to moderate income areas \$431,088.00. Also designate portion of the funding to Sidewalks and streetscape improvements. \$70,336.00 lba 10/16/2017			
4	Public Service - YOUTH	CDBG	\$65,000.00	\$65,000.00
	UNC Bellevue Youth Program - \$10,000.00; UNC Project HOPE - \$40,000.00; Boys and Girls Club Park It Program - \$15,000.00;			
5	Fire Station/Equipment	CDBG	\$100,000.00	\$100,000.00
	Balance to purchase a fire truck that will be placed in a area to benefit low/mod income families			
6	Public Service - Crime Awareness	CDBG	\$261,845.00	\$261,845.00
	Scranton City Neighborhood Police Patrol			
7	Clearance and Demolition	CDBG	\$150,000.00	\$235,779.67
	Demolition of Hazardous Structures			
8	Public Service - Child Care	CDBG	\$10,000.00	\$10,000.00
	St. Joseph's Center - Mother Infant Program - \$10,000.00			
9	Public Facilities and Improvements	CDBG	\$179,000.00	\$198,064.16
	McLain Park Improvement Project - \$150,000.00; Connell Park Renovations - \$29,000.00;			
10	Section 108 Repayments	CDBG	\$436,819.00	\$482,353.84
11	Weatherization/Energy Efficiency Improvements	CDBG	\$54,000.00	\$54,000.00
	Scranton-Lackawanna Human Development Agency Weatherization Deferral Resolution Program - \$54,000.00			
12	Public Service - Rental Housing Subsidies	CDBG	\$5,000.00	\$5,000.00
13	HOME Program - Administration	HOME	\$0.00	\$39,877.40
	Catherine McAuley Center - Renal Assistance - \$5,000.00 105 of the HOME Program is used for Administration of all HOME activities.			
14	HOME Program - Homeowner Rehab Program	HOME	\$0.00	\$55,765.00
	Rehabilitation of homes in Scranton for low/mod income households. Homes must be the primary resident and it must be brought up to code.			
16	HOME Program - Homebuyer Program	HOME	\$0.00	\$19,773.50
	To assist income eligible families purchase homes in Scranton by providing assistance with down payment and closing costs.			
17	Emergency Solutions Grant - HESG	HESG	\$222,560.00	\$222,560.00
	The Emergency Solutions Grant Program assists the following Sub-Recipients within the Scranton-Lackawanna Continuum of Care: Catherine McAuley, UNC, Community Intervention Center, St. Joseph's Center and Women's Resource Center.			

U.S. DEPARTMENT OF HOUSING AND URBAN DEVELOPMENT

DATE: 3/9/2018  
TIME: 2:13:18 PM  
PAGE: 2/3

OFFICE OF COMMUNITY PLANNING AND DEVELOPMENT  
PR06 - Summary of Consolidated Plan Projects for Report Year

Plan IDIS Year Project	IDIS	Project Title and Description	Program	Amount Drawn Thru Report Year	Amount Available to Draw
2017 1		CDBG Administration	CDBG	\$71,866.65	\$418,912.35
		General Administration for the CDBG Program. Also will include \$20,000 for administration of the HOME Program under another IDIS number			
2		Economic Development	CDBG	\$0.00	\$400,000.00
3		Infrastructure to include Paving, Sidewalks & Streetscape Improvements	CDBG	\$10,141.62	\$744,944.21
		Will reconstruct roads to include handicap curbscuts within the City of Scranton in low to moderate income areas \$431,088.00. Also designate portion of the funding to Sidewalks and streetscape improvements. \$70,336.00 lba 10/16/2017			
4		Public Service - YOUTH	CDBG	\$42,897.16	\$22,102.84
		UNC Bellevue Youth Program - \$10,000.00; UNC Project HOPE - \$40,000.00; Boys and Girls Club Park It Program - \$15,000.00;			
5		Fire Station/Equipment	CDBG	\$100,000.00	\$0.00
		Balance to purchase a fire truck that will be placed in a area to benefit low/mod income families			
6		Public Service - Crime Awareness	CDBG	\$0.00	\$261,845.00
7		Clearance and Demolition	CDBG	\$0.00	\$235,779.67
8		Public Service - Child Care	CDBG	\$0.00	\$10,000.00
9		Public Facilities and Improvements	CDBG	\$0.00	\$198,064.16
		McLain Park Improvement Project - \$150,000.00; Connell Park Renovations - \$29,000.00;			
10		Section 108 Repayments	CDBG	\$0.00	\$482,353.84
11		Weatherization/Energy Efficiency Improvements	CDBG	\$0.00	\$54,000.00
		Scranton Hotel - \$235,533; Steartown Mall - \$201,286.00			
12		Public Service - Rental Housing Subsidies	CDBG	\$0.00	\$5,000.00
13		HOME Program - Administration	HOME	\$43,973.51	(\$4,096.11)
		Scranton-Lackawanna Human Development Agency Weatherization Deferral Resolution Program - \$54,000.00			
		Catherine McAuley Center - Renal Assistance - \$5,000.00			
		105 of the HOME Program is used for Administration of all HOME activities.			
14		HOME Program - Homeowner Rehab Program	HOME	\$375.00	\$55,390.00
		Rehabilitation of homes in Scranton for low/mod income households. Homes must be the primary resident and it must be brought up to code.			
16		HOME Program - Homebuyer Program	HOME	\$0.00	\$19,773.50
		To assist income eligible families purchase homes in Scranton by providing assistance with down payment and closing costs.			
17		Emergency Solutions Grant - HESG	HESG	\$65,503.31	\$157,056.69
		The Emergency Solutions Grant Program assists the following Sub-Recipients within the Scranton-Lackawanna Continuum of Care: Catherine McCauley, UNC, Community Intervention Center, St. Joseph's Center and Women's Resource Center.			

U.S. DEPARTMENT OF HOUSING AND URBAN  
 DEVELOPMENT  
 OFFICE OF COMMUNITY PLANNING AND DEVELOPMENT  
 PR06 - Summary of Consolidated Plan Projects for Report  
 Year

Plan IDIS Year Project	IDIS	Project Title and Description	Program	Amount Drawn in Report Year
2017 1		CDBG Administration	CDBG	\$71,866.65
		General Administration for the CDBG Program. Also will include \$20,000 for administration of the HOME Program under another IDIS number		
2		Economic Development	CDBG	\$0.00
3		Infrastructure to include Paving, Sidewalks & Streetscape Improvements	CDBG	\$10,141.62
		Will reconstruct roads to include handicap curbscuts within the City of Scranton in low to moderate income areas \$431,088.00. Also designate portion of the funding to Sidewalks and streetscape improvements. \$70,336.00 Iba 10/16/2017		
4		Public Service - YOUTH	CDBG	\$42,897.16
		UNC Bellevue Youth Program - \$10,000.00; UNC Project HOPE - \$40,000.00; Boys and Girls Club Park It Program - \$15,000.00;		
5		Fire Station/Equipment	CDBG	\$100,000.00
		Balance to purchase a fire truck that will be placed in a area to benefit low/mod income families		
6		Public Service - Crime Awareness	CDBG	\$0.00
		Scranton City Neighborhood Police Patrol		
7		Clearance and Demolition	CDBG	\$0.00
		Demolition of Hazardous Structures		
8		Public Service - Child Care	CDBG	\$0.00
		St. Joseph's Center - Mother Infant Program - \$10,000.00		
9		Public Facilities and Improvements	CDBG	\$0.00
		McLain Park Improvement Project - \$150,000.00; Connell Park Renovations - \$29,000.00;		
10		Section 108 Repayments	CDBG	\$0.00
		Scranton Hotel - \$235,533; Steamtown Mall - \$201,286.00		
11		Weatherization/Energy Efficiency Improvements	CDBG	\$0.00
		Scranton-Lackawanna Human Development Agency Weatherization Deferral Resolution Program - \$54,000.00		
12		Public Service - Rental Housing Subsidies	CDBG	\$0.00
		Catherine McAuley Center - Rental Assistance - \$5,000.00		
13		HOME Program - Administration	HOME	\$43,973.51
		105 of the HOME Program is used for Administration of all HOME activities.		
14		HOME Program - Homeowner Rehab Program	HOME	\$375.00
		Rehabilitation of homes in Scranton for low/mod income households. Homes must be the primary resident and it must be brought up to code.		
16		HOME Program - Homebuyer Program	HOME	\$0.00
		To assist income eligible families purchase homes in Scranton by providing assistance with down payment and closing costs.		
17		Emergency Solutions Grant - HESG	HESG	\$65,503.31
		The Emergency Solutions Grant Program assists the following Sub-Recipients within the Scranton-Lackawanna Continuum of Care; Catherine McAuley, UNC, Community Intervention Center, St. Joseph's Center and Women's Resource Center.		



**Scranton, Pennsylvania**

**PR 07**

**Drawdown Report by Voucher Number**

**Community Development Block Grant  
HOME Investment Partnership Program  
Emergency Solutions Grant Program**

**January 1, 2017 to December 31, 2017**

U.S. DEPARTMENT OF HOUSING AND  
 URBAN DEVELOPMENT  
 OFFICE OF COMMUNITY PLANNING AND  
 DEVELOPMENT

DATE: 1/30/2018  
 TIME: 3:31:18 PM  
 PAGE: 1/18

PR07 - Drawdown Report by Voucher Number  
 - Vouchers Submitted to Loccs

IDIS

Voucher Number	Line Item	IDIS Project ID	IDIS Act ID	Voucher Created	Voucher Status
5998498	1	3	2328	1/5/2017	Completed
	2	3	2328	1/5/2017	Completed
	3	1	2342	1/5/2017	Completed
	4	11	2357	1/5/2017	Completed
	5	10	2358	1/5/2017	Completed
	6	7	2352	1/5/2017	Completed
	7	16	2353	1/5/2017	Completed
	8	28	2362	1/5/2017	Completed
	9	15	2360	1/5/2017	Completed
	10	15	2368	1/5/2017	Completed
5998501	1	1	2342	1/5/2017	Completed
	2	1	2343	1/5/2017	Completed
5998614	1	1	2342	1/5/2017	Completed
6000796	1	1	2342	1/12/2017	Completed
	2	12	2348	1/12/2017	Completed
	3	12	2348	1/12/2017	Completed
	4	12	2348	1/12/2017	Completed
	5	14	2349	1/12/2017	Completed
	6	10	2294	1/12/2017	Completed
	7	17	2299	1/12/2017	Completed
	8	28	2362	1/12/2017	Completed
	9	4	2336	1/12/2017	Completed
	10	15	2360	1/12/2017	Completed
6003576	1	17	2299	1/20/2017	Completed
	2	28	2362	1/20/2017	Completed
	3	28	2363	1/20/2017	Completed
	4	1	2343	1/20/2017	Completed
	5	7	2352	1/20/2017	Completed
	6	10	2358	1/20/2017	Completed
	7	1	2342	1/20/2017	Completed
6005361	1	28	2362	1/26/2017	Completed
6005371	1	1	2342	1/26/2017	Completed
	2	3	2328	1/26/2017	Completed
	3	1	2343	1/26/2017	Completed
	4	10	2358	1/26/2017	Completed
	5	2	2338	1/26/2017	Completed
	6	2	2338	1/26/2017	Completed
6005572	1	13	2367	1/26/2017	Completed
	2	22	2374	1/26/2017	Completed
	3	15	2368	1/26/2017	Completed
	4	15	2360	1/26/2017	Completed
	5	4	2336	1/26/2017	Completed
6007139	1	2	2	2/1/2017	Revised
	2	2	2	2/8/2017	Revised
	3	4	2344	2/8/2017	Completed
	4	13	2345	2/8/2017	Completed
6007838	1	3	2328	2/2/2017	Completed
	2	4	2333	2/2/2017	Completed
	3	15	2360	2/2/2017	Completed
	4	4	2336	2/2/2017	Completed
6007912	1	17	2299	2/2/2017	Completed
	2	28	2364	2/2/2017	Completed

U.S. DEPARTMENT OF HOUSING AND  
 URBAN DEVELOPMENT  
 OFFICE OF COMMUNITY PLANNING AND  
 DEVELOPMENT

DATE: 1/30/2018  
 TIME: 3:31:18 PM  
 PAGE: 2/18

PR07 - Drawdown Report by Voucher Number  
 - Vouchers Submitted to Loccs

IDIS

Status Date	LOCCS Send Date	Grant Number	Grant Year	Fund Type	Recipient TIN
01/06/2017	1/5/2017	B15MC420014	2015	EN	246000704
01/06/2017	1/5/2017	B16MC420014	2016	EN	246000704
01/06/2017	1/5/2017	B16MC420014	2016	EN	246000704
01/06/2017	1/5/2017	B14MC420014	2014	EN	246000704
01/06/2017	1/5/2017	B16MC420014	2016	EN	246000704
01/06/2017	1/5/2017	B16MC420014	2016	EN	246000704
01/06/2017	1/5/2017	B16MC420014	2016	EN	246000704
01/06/2017	1/5/2017	E16MC420014	2016	EN	246000704
01/06/2017	1/5/2017	M15MC420205	2015	EN	246000704
01/06/2017	1/5/2017	M15MC420205	2015	EN	246000704
01/06/2017	1/5/2017	B16MC420014	2016	EN	246000704
01/06/2017	1/5/2017	B16MC420014	2016	EN	246000704
01/06/2017	1/5/2017	B16MC420014	2016	EN	246000704
01/13/2017	1/12/2017	B16MC420014	2016	EN	246000704
01/13/2017	1/12/2017	B16MC420014	2016	EN	246000704
01/13/2017	1/12/2017	B16MC420014	2016	PI	246000704
01/13/2017	1/12/2017	B17MC420014	2017	PI	246000704
01/13/2017	1/12/2017	B16MC420014	2016	EN	246000704
01/13/2017	1/12/2017	B15MC420014	2015	EN	246000704
01/13/2017	1/12/2017	E15MC420014	2015	EN	246000704
01/13/2017	1/12/2017	E16MC420014	2016	EN	246000704
01/13/2017	1/12/2017	M14MC420205	2014	EN	246000704
01/13/2017	1/12/2017	M15MC420205	2015	EN	246000704
01/21/2017	1/20/2017	E15MC420014	2015	EN	246000704
01/21/2017	1/20/2017	E16MC420014	2016	EN	246000704
01/21/2017	1/20/2017	E16MC420014	2016	EN	246000704
01/21/2017	1/20/2017	B16MC420014	2016	EN	246000704
01/21/2017	1/20/2017	B16MC420014	2016	EN	246000704
01/21/2017	1/20/2017	B16MC420014	2016	EN	246000704
01/21/2017	1/20/2017	B16MC420014	2016	EN	246000704
01/27/2017	1/26/2017	E16MC420014	2016	EN	246000704
01/27/2017	1/26/2017	B16MC420014	2016	EN	246000704
01/27/2017	1/26/2017	B16MC420014	2016	EN	246000704
01/27/2017	1/26/2017	B16MC420014	2016	EN	246000704
01/27/2017	1/26/2017	B16MC420014	2016	EN	246000704
01/27/2017	1/26/2017	B15MC420014	2015	RL	246000704
01/27/2017	1/26/2017	B15MC420014	2015	EN	246000704
01/27/2017	1/26/2017	M15MC420205	2015	EN	246000704
01/27/2017	1/26/2017	M16MC420205	2016	EN	246000704
01/27/2017	1/26/2017	M15MC420205	2015	EN	246000704
01/27/2017	1/26/2017	M15MC420205	2015	EN	246000704
01/27/2017	1/26/2017	M14MC420205	2014	EN	246000704
02/01/2017	2/1/2017	B14MC420014	2014	EN	246000704
02/01/2017	2/1/2017	B14MC420014	2014	EN	246000704
02/01/2017	2/1/2017	B14MC420014	2014	EN	246000704
02/01/2017	2/1/2017	B14MC420014	2014	EN	246000704
02/03/2017	2/2/2017	B16MC420014	2016	EN	246000704
02/03/2017	2/2/2017	M14MC420205	2014	EN	246000704
02/03/2017	2/2/2017	M15MC420205	2015	EN	246000704
02/03/2017	2/2/2017	M14MC420205	2014	EN	246000704
02/03/2017	2/2/2017	E15MC420014	2015	EN	246000704
02/03/2017	2/2/2017	E16MC420014	2016	EN	246000704

U.S. DEPARTMENT OF HOUSING AND  
 URBAN DEVELOPMENT  
 OFFICE OF COMMUNITY PLANNING AND  
 DEVELOPMENT

DATE: 1/30/2018  
 TIME: 3:31:18 PM  
 PAGE: 3/18

PR07 - Drawdown Report by Voucher Number  
 - Vouchers Submitted to Loccs

IDIS

Payee TIN	Program	PY	Drawn Amount
246000704	CDBG		\$78,472.74
246000704	CDBG		\$24,459.76
246000704	CDBG		\$2,708.38
246000704	CDBG		\$2,050.00
246000704	CDBG		\$52.25
246000704	CDBG		\$7,817.69
246000704	CDBG		\$683.02
246000704	HESG		\$1,264.77
246000704	HOME		\$12,801.00
246000704	HOME		\$30,000.00
246000704	CDBG		\$50,406.91
246000704	CDBG		\$9,429.04
246000704	CDBG		\$399.67
246000704	CDBG		\$241.92
246000704	CDBG		\$750.00
246000704	CDBG		\$2,023.53
246000704	CDBG		\$2,176.47
246000704	CDBG		\$947.93
246000704	CDBG		\$282.50
246000704	HESG		\$977.00
246000704	HESG		\$3,089.63
246000704	HOME		\$20,325.00
246000704	HOME		\$400.00
246000704	HESG		\$993.14
246000704	HESG		\$12,189.78
246000704	HESG		\$8,452.06
246000704	CDBG		\$48.76
246000704	CDBG		\$8,737.87
246000704	CDBG		\$3,370.00
246000704	CDBG		\$266.57
246000704	HESG		\$19,025.00
246000704	CDBG		\$13,371.56
246000704	CDBG		\$319.50
246000704	CDBG		\$1,777.89
246000704	CDBG		\$30.00
246000704	CDBG		\$14,000.00
246000704	CDBG		\$21,000.00
246000704	HOME		\$250.00
246000704	HOME		\$350.00
246000704	HOME		\$14,035.00
246000704	HOME		\$3,079.00
246000704	HOME		\$79.00
246000704	CDBG		\$24,039.65
246000704	CDBG		\$16,886.65
246000704	CDBG		\$7,153.00
246000704	CDBG		\$16,886.65
246000704	CDBG		\$103.50
246000704	HOME		\$2,679.00
246000704	HOME		\$600.00
246000704	HOME		\$7,429.00
246000704	HESG		\$632.00
246000704	HESG		\$522.00

U.S. DEPARTMENT OF HOUSING AND  
URBAN DEVELOPMENT  
OFFICE OF COMMUNITY PLANNING AND  
DEVELOPMENT

DATE: 1/30/2018  
TIME: 3:31:18 PM  
PAGE: 4/18

PR07 - Drawdown Report by Voucher Number  
- Vouchers Submitted to Loccs

IDIS

Voucher Number	Line Item	IDIS Project ID	IDIS Act ID	Voucher Created	Voucher Status	
6007912	3	28	2362	2/2/2017	Completed	
	4	18	2270	2/2/2017	Completed	
	5	18	2270	2/2/2017	Completed	
	6	7	2352	2/2/2017	Completed	
	7	1	2342	2/2/2017	Completed	
	8	11	2357	2/2/2017	Completed	
	6008606	1	1	2342	2/6/2017	Completed
	6009087	1	1	2342	2/7/2017	Completed
6010621	1	28	2363	2/10/2017	Completed	
	2	1	2343	2/10/2017	Completed	
	3	1	2342	2/10/2017	Completed	
6012946	1	11	2357	2/16/2017	Completed	
	2	1	2342	2/16/2017	Completed	
	3	16	2353	2/16/2017	Completed	
	4	14	2349	2/16/2017	Completed	
6014969	1	28	2365	2/23/2017	Completed	
	2	14	2349	2/23/2017	Completed	
	3	1	2343	2/23/2017	Completed	
	4	17	2373	2/23/2017	Completed	
	6	22	2374	2/23/2017	Completed	
6014996	1	1	2342	2/23/2017	Completed	
6017376	1	28	2362	3/2/2017	Completed	
	2	28	2363	3/2/2017	Completed	
	3	15	2368	3/2/2017	Completed	
	4	6	2039	3/2/2017	Completed	
	5	7	2352	3/2/2017	Completed	
	6	1	2342	3/2/2017	Completed	
	7	1	2343	3/2/2017	Completed	
6019560	1	17	2300	3/9/2017	Completed	
	2	4	2319	3/9/2017	Completed	
	3	15	2368	3/9/2017	Completed	
6019567	1	17	2299	3/9/2017	Completed	
	2	17	2300	3/9/2017	Completed	
	3	28	2362	3/9/2017	Completed	
	4	28	2364	3/9/2017	Completed	
6019600	1	1	2342	3/9/2017	Completed	
	2	17	2373	3/9/2017	Completed	
	3	1	2343	3/9/2017	Completed	
	4	3	2376	3/9/2017	Completed	
	5	3	2376	3/9/2017	Completed	
	6	18	2270	3/9/2017	Completed	
6022113	1	3	2376	3/17/2017	Completed	
	2	7	2352	3/17/2017	Completed	
	3	7	2352	3/17/2017	Completed	
	4	1	2342	3/17/2017	Completed	
6023905	1	3	2376	3/23/2017	Completed	
	2	15	2368	3/23/2017	Completed	
	3	28	2362	3/23/2017	Completed	
6026207	1	1	2342	3/30/2017	Completed	
	2	17	2373	3/30/2017	Completed	
	3	1	2343	3/30/2017	Completed	
	4	16	2353	3/30/2017	Completed	

U.S. DEPARTMENT OF HOUSING AND  
 URBAN DEVELOPMENT  
 OFFICE OF COMMUNITY PLANNING AND  
 DEVELOPMENT

DATE: 1/30/2018  
 TIME: 3:31:18 PM  
 PAGE: 5/18

PR07 - Drawdown Report by Voucher Number  
 - Vouchers Submitted to Loccs

IDIS

Status Date	LOCCS Send Date	Grant Number	Grant Year	Fund Type	Recipient TIN
02/03/2017	2/2/2017	E16MC420014	2016	EN	246000704
02/03/2017	2/2/2017	B14MC420014	2014	EN	246000704
02/03/2017	2/2/2017	B17MC420014	2017	PI	246000704
02/03/2017	2/2/2017	B16MC420014	2016	EN	246000704
02/03/2017	2/2/2017	B16MC420014	2016	EN	246000704
02/03/2017	2/2/2017	B14MC420014	2014	EN	246000704
02/07/2017	2/6/2017	B16MC420014	2016	EN	246000704
02/08/2017	2/7/2017	B16MC420014	2016	EN	246000704
02/11/2017	2/10/2017	E16MC420014	2016	EN	246000704
02/11/2017	2/10/2017	B16MC420014	2016	EN	246000704
02/11/2017	2/10/2017	B16MC420014	2016	EN	246000704
02/17/2017	2/16/2017	B14MC420014	2014	EN	246000704
02/17/2017	2/16/2017	B16MC420014	2016	EN	246000704
02/17/2017	2/16/2017	B16MC420014	2016	EN	246000704
02/17/2017	2/16/2017	B17MC420014	2017	PI	246000704
02/24/2017	2/23/2017	E16MC420014	2016	AD	246000704
02/24/2017	2/23/2017	B17MC420014	2017	PI	246000704
02/24/2017	2/23/2017	B16MC420014	2016	EN	246000704
02/24/2017	2/23/2017	B14MC420014	2014	EN	246000704
02/24/2017	2/23/2017	M16MC420205	2016	EN	246000704
02/24/2017	2/23/2017	B16MC420014	2016	EN	246000704
03/03/2017	3/2/2017	E16MC420014	2016	EN	246000704
03/03/2017	3/2/2017	E16MC420014	2016	EN	246000704
03/03/2017	3/2/2017	M17MC420205	2017	HP	246000704
03/03/2017	3/2/2017	B14MC420014	2014	EN	246000704
03/03/2017	3/2/2017	B16MC420014	2016	EN	246000704
03/03/2017	3/2/2017	B16MC420014	2016	EN	246000704
03/03/2017	3/2/2017	B16MC420014	2016	EN	246000704
03/03/2017	3/2/2017	B16MC420014	2016	EN	246000704
03/10/2017	3/9/2017	E15MC420014	2015	EN	246000704
03/10/2017	3/9/2017	M15MC420205	2015	EN	246000704
03/10/2017	3/9/2017	M15MC420205	2015	EN	246000704
03/10/2017	3/9/2017	E15MC420014	2015	EN	246000704
03/10/2017	3/9/2017	E15MC420014	2015	EN	246000704
03/10/2017	3/9/2017	E16MC420014	2016	EN	246000704
03/10/2017	3/9/2017	E16MC420014	2016	EN	246000704
03/10/2017	3/9/2017	B16MC420014	2016	EN	246000704
03/10/2017	3/9/2017	B14MC420014	2014	EN	246000704
03/10/2017	3/9/2017	B16MC420014	2016	EN	246000704
03/10/2017	3/9/2017	B16MC420014	2016	EN	246000704
03/10/2017	3/9/2017	B17MC420014	2017	PI	246000704
03/10/2017	3/9/2017	B14MC420014	2014	EN	246000704
03/17/2017	3/17/2017	B17MC420014	2017	PI	246000704
03/17/2017	3/17/2017	B17MC420014	2017	PI	246000704
03/17/2017	3/17/2017	B16MC420014	2016	EN	246000704
03/17/2017	3/17/2017	B16MC420014	2016	EN	246000704
03/24/2017	3/23/2017	B16MC420014	2016	EN	246000704
03/24/2017	3/23/2017	M15MC420205	2015	EN	246000704
03/24/2017	3/23/2017	E16MC420014	2016	EN	246000704
03/31/2017	3/30/2017	B16MC420014	2016	EN	246000704
03/31/2017	3/30/2017	B14MC420014	2014	EN	246000704
03/31/2017	3/30/2017	B16MC420014	2016	EN	246000704
03/31/2017	3/30/2017	B16MC420014	2016	EN	246000704

U.S. DEPARTMENT OF HOUSING AND  
 URBAN DEVELOPMENT  
 OFFICE OF COMMUNITY PLANNING AND  
 DEVELOPMENT  
 PR07 - Drawdown Report by Voucher Number  
 - Vouchers Submitted to Loccs

DATE: 1/30/2018  
 TIME: 3:31:18 PM  
 PAGE: 6/18

IDIS

Payee TIN	Program	PY	Drawn Amount
246000704	HESG		\$6,802.00
246000704	CDBG		\$1,061.75
246000704	CDBG		\$600.00
246000704	CDBG		\$7,840.88
246000704	CDBG		\$13,195.30
246000704	CDBG		\$226.80
246000704	CDBG		\$863.47
246000704	CDBG		\$881.82
246000704	HESG		\$3,525.93
246000704	CDBG		\$71.00
246000704	CDBG		\$333.57
246000704	CDBG		\$1,033.54
246000704	CDBG		\$23,931.81
246000704	CDBG		\$2,980.44
246000704	CDBG		\$1,175.71
246000704	HESG		\$16.28
246000704	CDBG		\$2,756.91
246000704	CDBG		\$600.00
246000704	CDBG		\$94.56
246000704	HOME		\$10,389.38
246000704	CDBG		\$266.57
246000704	HESG		\$9,012.00
246000704	HESG		\$1,445.06
246000704	HOME		\$2,255.00
246000704	CDBG		\$90,700.64
246000704	CDBG		\$6,923.77
246000704	CDBG		\$15,237.24
246000704	CDBG		\$392.43
246000704	HESG		\$20,904.00
246000704	HOME		\$8,090.00
246000704	HOME		\$1,200.00
246000704	HESG		\$12,387.46
246000704	HESG		\$1,221.09
246000704	HESG		\$3,557.45
246000704	HESG		\$3,317.11
246000704	CDBG		\$914.08
246000704	CDBG		\$1,020.10
246000704	CDBG		\$97.88
246000704	CDBG		\$2,690.91
246000704	CDBG		\$1,053.29
246000704	CDBG		\$4,414.47
246000704	CDBG		\$1,439.60
246000704	CDBG		\$1,465.41
246000704	CDBG		\$8,353.77
246000704	CDBG		\$13,183.09
246000704	CDBG		\$819.90
246000704	HOME		\$24,600.00
246000704	HESG		\$1,976.20
246000704	CDBG		\$14,445.29
246000704	CDBG		\$35.46
246000704	CDBG		\$19.75
246000704	CDBG		\$1,241.85

U.S. DEPARTMENT OF HOUSING AND  
URBAN DEVELOPMENT  
OFFICE OF COMMUNITY PLANNING AND  
DEVELOPMENT

DATE: 1/30/2018  
TIME: 3:31:18 PM  
PAGE: 7/18

PR07 - Drawdown Report by Voucher Number  
- Vouchers Submitted to Loccs

IDIS

Voucher Number	Line Item	IDIS Project ID	IDIS Act ID	Voucher Created	Voucher Status
6026207	5	14	2349	3/30/2017	Completed
	6	14	2349	3/30/2017	Completed
6026220	1	28	2362	3/30/2017	Completed
	2	28	2364	3/30/2017	Completed
	3	6	2340	3/30/2017	Completed
6027925	1	7	2352	4/5/2017	Completed
	2	7	2352	4/5/2017	Completed
	3	6	2039	4/5/2017	Completed
	4	1	2342	4/5/2017	Completed
6030663	1	1	2342	4/13/2017	Completed
	2	17	2373	4/13/2017	Completed
6033056	1	1	2342	4/20/2017	Completed
	2	7	2352	4/20/2017	Completed
	3	1	2343	4/20/2017	Completed
	4	11	2357	4/20/2017	Completed
	5	6	2039	4/20/2017	Completed
6033801	1	13	2377	4/24/2017	Completed
6035974	1	1	2342	4/27/2017	Completed
	2	14	2349	4/27/2017	Completed
	3	6	2039	4/27/2017	Completed
	4	11	2357	4/27/2017	Completed
	5	28	2364	4/27/2017	Completed
	6	28	2362	4/27/2017	Completed
6038002	1	28	2363	5/4/2017	Completed
	2	17	2299	5/4/2017	Completed
	3	28	2364	5/4/2017	Completed
	4	1	2342	5/4/2017	Completed
	5	18	2270	5/4/2017	Completed
	6	22	2378	5/4/2017	Completed
	7	22	2379	5/4/2017	Completed
6040434	1	1	2342	5/11/2017	Completed
	2	7	2352	5/11/2017	Completed
	3	16	2353	5/11/2017	Completed
	4	28	2362	5/11/2017	Completed
	5	28	2364	5/11/2017	Completed
6042925	1	1	2342	5/19/2017	Completed
	2	7	2352	5/19/2017	Completed
	3	1	2343	5/19/2017	Completed
	4	6	2039	5/19/2017	Completed
	5	22	2380	5/19/2017	Completed
	6	22	2378	5/19/2017	Completed
	7	22	2379	5/19/2017	Completed
	8	28	2363	5/19/2017	Completed
6044903	1	1	2342	5/25/2017	Completed
	2	1	2343	5/25/2017	Completed
	3	16	2353	5/25/2017	Completed
	4	11	2357	5/25/2017	Completed
	5	11	2357	5/25/2017	Completed
6046734	1	1	2342	6/1/2017	Completed
	2	20	2354	6/1/2017	Revised
	3	1	2342	8/25/2017	Completed
6048935	1	17	2373	6/8/2017	Completed



U.S. DEPARTMENT OF HOUSING AND  
 URBAN DEVELOPMENT  
 OFFICE OF COMMUNITY PLANNING AND  
 DEVELOPMENT

DATE: 1/30/2018  
 TIME: 3:31:18 PM  
 PAGE: 8/18

PR07 - Drawdown Report by Voucher Number  
 - Vouchers Submitted to Loccs

IDIS

Status Date	LOCCS Send Date	Grant Number	Grant Year	Fund Type	Recipient TIN
03/31/2017	3/30/2017	B17MC420014	2017	PI	246000704
03/31/2017	3/30/2017	B16MC420014	2016	EN	246000704
03/31/2017	3/30/2017	E16MC420014	2016	EN	246000704
03/31/2017	3/30/2017	E16MC420014	2016	EN	246000704
03/31/2017	3/30/2017	M16MC420205	2016	EN	246000704
04/05/2017	4/5/2017	B17MC420014	2017	PI	246000704
04/05/2017	4/5/2017	B16MC420014	2016	EN	246000704
04/05/2017	4/5/2017	B14MC420014	2014	EN	246000704
04/05/2017	4/5/2017	B16MC420014	2016	EN	246000704
04/14/2017	4/13/2017	B16MC420014	2016	EN	246000704
04/14/2017	4/13/2017	B14MC420014	2014	EN	246000704
04/21/2017	4/20/2017	B16MC420014	2016	EN	246000704
04/21/2017	4/20/2017	B16MC420014	2016	EN	246000704
04/21/2017	4/20/2017	B14MC420014	2014	EN	246000704
04/21/2017	4/20/2017	B14MC420014	2014	EN	246000704
04/24/2017	4/24/2017	M17MC420205	2017	PA	266000704
04/28/2017	4/27/2017	B16MC420014	2016	EN	246000704
04/28/2017	4/27/2017	B16MC420014	2016	EN	246000704
04/28/2017	4/27/2017	B14MC420014	2014	EN	246000704
04/28/2017	4/27/2017	B14MC420014	2014	EN	246000704
04/28/2017	4/27/2017	E16MC420014	2016	EN	246000704
04/28/2017	4/27/2017	E16MC420014	2016	EN	246000704
05/05/2017	5/4/2017	E16MC420014	2016	EN	246000704
05/05/2017	5/4/2017	E15MC420014	2015	EN	246000704
05/05/2017	5/4/2017	E16MC420014	2016	EN	246000704
05/05/2017	5/4/2017	B16MC420014	2016	EN	246000704
05/05/2017	5/4/2017	B14MC420014	2014	EN	246000704
05/05/2017	5/4/2017	M17MC420205	2017	PI	246000704
05/05/2017	5/4/2017	M17MC420205	2017	PI	246000704
05/12/2017	5/11/2017	B16MC420014	2016	EN	246000704
05/12/2017	5/11/2017	B16MC420014	2016	EN	246000704
05/12/2017	5/11/2017	B16MC420014	2016	EN	246000704
05/12/2017	5/11/2017	E16MC420014	2016	EN	246000704
05/12/2017	5/11/2017	E16MC420014	2016	EN	246000704
05/20/2017	5/19/2017	B16MC420014	2016	EN	246000704
05/20/2017	5/19/2017	B16MC420014	2016	EN	246000704
05/20/2017	5/19/2017	B16MC420014	2016	EN	246000704
05/20/2017	5/19/2017	B14MC420014	2014	EN	246000704
05/20/2017	5/19/2017	M17MC420205	2017	PI	246000704
05/20/2017	5/19/2017	M17MC420205	2017	PI	246000704
05/20/2017	5/19/2017	M17MC420205	2017	PI	246000704
05/20/2017	5/19/2017	E16MC420014	2016	EN	246000704
05/26/2017	5/25/2017	B16MC420014	2016	EN	246000704
05/26/2017	5/25/2017	B16MC420014	2016	EN	246000704
05/26/2017	5/25/2017	B16MC420014	2016	EN	246000704
05/26/2017	5/25/2017	B14MC420014	2014	EN	246000704
05/26/2017	5/25/2017	B17MC420014	2017	PI	246000704
06/02/2017	6/1/2017	B16MC420014	2016	EN	246000704
06/02/2017	6/1/2017	B16MC420014	2016	EN	246000704
06/02/2017	6/1/2017	B16MC420014	2016	EN	246000704
06/09/2017	6/8/2017	B14MC420014	2014	EN	246000704

U.S. DEPARTMENT OF HOUSING AND  
 URBAN DEVELOPMENT  
 OFFICE OF COMMUNITY PLANNING AND  
 DEVELOPMENT

DATE: 1/30/2018  
 TIME: 3:31:18 PM  
 PAGE: 9/18

PR07 - Drawdown Report by Voucher Number  
 - Vouchers Submitted to Loccs

IDIS

Payee TIN	Program	PY	Drawn Amount
246000704	CDBG		\$650.00
246000704	CDBG		\$556.09
246000704	HESG		\$14,197.50
246000704	HESG		\$3,245.76
246000704	HOME		\$643.90
246000704	CDBG		\$2,500.00
246000704	CDBG		\$17,106.88
246000704	CDBG		\$627.09
246000704	CDBG		\$1,042.93
246000704	CDBG		\$13,685.66
246000704	CDBG		\$8,280.00
246000704	CDBG		\$434.11
246000704	CDBG		\$9,709.03
246000704	CDBG		\$22.52
246000704	CDBG		\$38,813.25
246000704	CDBG		\$24,926.41
246000704	HOME		\$4,150.28
246000704	CDBG		\$13,957.44
246000704	CDBG		\$941.13
246000704	CDBG		\$32,898.31
246000704	CDBG		\$1,975.00
246000704	HESG		\$4,153.64
246000704	HESG		\$2,314.37
246000704	HESG		\$6,112.00
246000704	HESG		\$1,635.64
246000704	HESG		\$2,100.00
246000704	CDBG		\$1,101.90
246000704	CDBG		\$2,679.50
246000704	HOME		\$5,781.00
246000704	HOME		\$11,704.47
246000704	CDBG		\$1,261.21
246000704	CDBG		\$9,819.14
246000704	CDBG		\$503.97
246000704	HESG		\$5,011.46
246000704	HESG		\$4,547.82
246000704	CDBG		\$231.13
246000704	CDBG		\$27,789.49
246000704	CDBG		\$27.43
246000704	CDBG		\$33,761.68
246000704	HOME		\$8,724.80
246000704	HOME		\$600.00
246000704	HOME		\$350.00
246000704	HESG		\$3,567.05
246000704	CDBG		\$31,068.77
246000704	CDBG		\$26.75
246000704	CDBG		\$629.15
246000704	CDBG		\$4,065.00
246000704	CDBG		\$3,570.00
246000704	CDBG		\$13,186.40
246000704	CDBG		\$210.08
246000704	CDBG		\$210.08
246000704	CDBG		\$300,252.26

U.S. DEPARTMENT OF HOUSING AND  
 URBAN DEVELOPMENT  
 OFFICE OF COMMUNITY PLANNING AND  
 DEVELOPMENT

DATE: 1/30/2018  
 TIME: 3:31:18 PM  
 PAGE: 10/18

PR07 - Drawdown Report by Voucher Number  
 - Vouchers Submitted to Loccs

IDIS

Voucher Number	Line Item	IDIS Project ID	IDIS Act ID	Voucher Created	Voucher Status
6048935	2	17	2373	6/8/2017	Completed
	3	17	2373	6/8/2017	Completed
	4	7	2352	6/8/2017	Completed
	5	1	2343	6/8/2017	Completed
	6	1	2342	6/8/2017	Completed
	6048967	1	17	2373	6/8/2017
6051294	1	28	2362	6/15/2017	Completed
	2	28	2364	6/15/2017	Completed
	3	17	2373	6/15/2017	Completed
	4	17	2373	6/15/2017	Completed
	5	1	2342	6/15/2017	Completed
	6	20	2354	6/15/2017	Revised
	7	1	2342	8/25/2017	Completed
6053819	1	1	2342	6/22/2017	Completed
	2	28	2363	6/22/2017	Completed
	3	28	2362	6/22/2017	Completed
	4	7	2352	6/22/2017	Completed
6058038	1	13	2345	7/6/2017	Completed
	2	13	2345	7/6/2017	Completed
	3	4	2344	7/6/2017	Completed
	4	4	2344	7/6/2017	Completed
6058063	1	1	2342	7/6/2017	Completed
	2	28	2364	7/6/2017	Completed
	3	3	2376	7/6/2017	Completed
6060233	1	1	2342	7/13/2017	Completed
	2	6	2039	7/13/2017	Completed
	3	7	2352	7/13/2017	Completed
	4	28	2364	7/13/2017	Completed
	5	28	2362	7/13/2017	Completed
6064505	1	1	2342	7/26/2017	Completed
	2	22	2383	7/26/2017	Completed
	3	22	2383	7/26/2017	Completed
	4	28	2363	7/26/2017	Completed
6067458	1	1	2342	8/4/2017	Completed
6069347	1	1	2342	8/11/2017	Completed
	2	1	2342	8/11/2017	Completed
	3	18	2270	8/11/2017	Completed
	4	22	2384	8/11/2017	Completed
	5	22	2384	8/11/2017	Completed
	6	28	2364	8/11/2017	Completed
	7	28	2362	8/11/2017	Completed
6071785	1	1	2343	8/18/2017	Completed
	2	1	2342	8/18/2017	Completed
	4	22	2385	8/18/2017	Completed
	5	22	2383	8/18/2017	Completed
	6	22	2384	8/18/2017	Completed
6073398	1	3	2381	8/24/2017	Completed
	2	3	2381	8/24/2017	Completed
	3	22	2386	8/24/2017	Completed
	4	7	2352	8/24/2017	Completed
	5	1	2342	8/24/2017	Completed
	6	28	2362	8/24/2017	Completed

U.S. DEPARTMENT OF HOUSING AND  
 URBAN DEVELOPMENT  
 OFFICE OF COMMUNITY PLANNING AND  
 DEVELOPMENT

DATE: 1/30/2018  
 TIME: 3:31:18 PM  
 PAGE: 11/18

PR07 - Drawdown Report by Voucher Number  
 - Vouchers Submitted to Loccs

IDIS

Status Date	LOCCS Send Date	Grant Number	Grant Year	Fund Type	Recipient TIN
06/09/2017	6/8/2017	B15MC420014	2015	EN	246000704
06/09/2017	6/8/2017	B17MC420014	2017	PI	246000704
06/09/2017	6/8/2017	B16MC420014	2016	EN	246000704
06/09/2017	6/8/2017	B16MC420014	2016	EN	246000704
06/09/2017	6/8/2017	B16MC420014	2016	EN	246000704
06/09/2017	6/8/2017	B15MC420014	2015	EN	246000704
06/16/2017	6/15/2017	E16MC420014	2016	EN	246000704
06/16/2017	6/15/2017	E16MC420014	2016	EN	246000704
06/16/2017	6/15/2017	B17MC420014	2017	PI	246000704
06/16/2017	6/15/2017	B15MC420014	2015	EN	246000704
06/16/2017	6/15/2017	B16MC420014	2016	EN	246000704
06/16/2017	6/15/2017	B16MC420014	2016	EN	246000704
06/16/2017	6/15/2017	B16MC420014	2016	EN	246000704
06/16/2017	6/15/2017	B16MC420014	2016	EN	246000704
06/23/2017	6/22/2017	B16MC420014	2016	EN	246000704
06/23/2017	6/22/2017	E16MC420014	2016	EN	246000704
06/23/2017	6/22/2017	E16MC420014	2016	EN	246000704
06/23/2017	6/22/2017	B16MC420014	2016	EN	246000704
07/07/2017	7/6/2017	B15MC420014	2015	EN	246000704
07/07/2017	7/6/2017	B16MC420014	2016	EN	246000704
07/07/2017	7/6/2017	B15MC420014	2015	EN	246000704
07/07/2017	7/6/2017	B16MC420014	2016	EN	246000704
07/06/2017	7/6/2017	B16MC420014	2016	EN	246000704
07/06/2017	7/6/2017	E16MC420014	2016	EN	246000704
07/06/2017	7/6/2017	B17MC420014	2017	PI	246000704
07/14/2017	7/13/2017	B16MC420014	2016	EN	246000704
07/14/2017	7/13/2017	B14MC420014	2014	EN	246000704
07/14/2017	7/13/2017	B16MC420014	2016	EN	246000704
07/14/2017	7/13/2017	E16MC420014	2016	EN	246000704
07/14/2017	7/13/2017	E16MC420014	2016	EN	246000704
07/26/2017	7/26/2017	B16MC420014	2016	EN	246000704
07/26/2017	7/26/2017	M16MC420205	2016	PI	246000704
07/26/2017	7/26/2017	M17MC420205	2017	PI	246000704
07/26/2017	7/26/2017	E16MC420014	2016	EN	246000704
08/07/2017	8/7/2017	B17MC420014	2017	PI	246000704
08/11/2017	8/11/2017	B17MC420014	2017	PI	246000704
08/11/2017	8/11/2017	B16MC420014	2016	EN	246000704
08/11/2017	8/11/2017	B14MC420014	2014	EN	246000704
08/11/2017	8/11/2017	M16MC420205	2016	EN	246000704
08/11/2017	8/11/2017	M17MC420205	2017	PI	246000704
08/11/2017	8/11/2017	E16MC420014	2016	EN	246000704
08/11/2017	8/11/2017	E16MC420014	2016	EN	246000704
08/19/2017	8/18/2017	B17MC420014	2017	PI	246000704
08/19/2017	8/18/2017	B17MC420014	2017	PI	246000704
08/19/2017	8/18/2017	M16MC420205	2016	EN	246000704
08/19/2017	8/18/2017	M16MC420205	2016	EN	246000704
08/19/2017	8/18/2017	M16MC420205	2016	EN	246000704
08/25/2017	8/24/2017	B15MC420014	2015	EN	246000704
08/25/2017	8/24/2017	B17MC420014	2017	PI	246000704
08/25/2017	8/24/2017	M16MC420205	2016	EN	246000704
08/25/2017	8/24/2017	B16MC420014	2016	EN	246000704
08/25/2017	8/24/2017	B16MC420014	2016	EN	246000704
08/25/2017	8/24/2017	E16MC420014	2016	EN	246000704

U.S. DEPARTMENT OF HOUSING AND  
 URBAN DEVELOPMENT  
 OFFICE OF COMMUNITY PLANNING AND  
 DEVELOPMENT

DATE: 1/30/2018  
 TIME: 3:31:18 PM  
 PAGE: 12/18

PR07 - Drawdown Report by Voucher Number  
 - Vouchers Submitted to Loccs

IDIS

Payee TIN	Program	PY	Drawn Amount
246000704	CDBG		\$26,223.48
246000704	CDBG		\$1,511.26
246000704	CDBG		\$9,724.75
246000704	CDBG		\$19.15
246000704	CDBG		\$331.15
246000704	CDBG		\$1,600.00
246000704	HESG		\$1,324.52
246000704	HESG		\$2,045.82
246000704	CDBG		\$4,440.18
246000704	CDBG		\$7,817.82
246000704	CDBG		\$202.03
246000704	CDBG		\$1,147.50
246000704	CDBG		\$1,147.50
246000704	CDBG		\$1,080.00
246000704	HESG		\$3,575.00
246000704	HESG		\$4,157.57
246000704	CDBG		\$8,465.40
246000704	CDBG		\$106,771.49
246000704	CDBG		\$70,115.16
246000704	CDBG		\$4,540.00
246000704	CDBG		\$247,613.00
246000704	CDBG		\$3,019.76
246000704	HESG		\$3,275.00
246000704	CDBG		\$1,800.00
246000704	CDBG		\$1,920.53
246000704	CDBG		\$5,902.05
246000704	CDBG		\$8,528.37
246000704	HESG		\$4,646.15
246000704	HESG		\$2,944.96
246000704	CDBG		\$482.30
246000704	HOME		\$0.11
246000704	HOME		\$7,849.89
246000704	HESG		\$3,482.90
246000704	CDBG		\$767.82
246000704	CDBG		\$5,887.92
246000704	CDBG		\$7,290.66
246000704	CDBG		\$954.50
246000704	HOME		\$1,395.62
246000704	HOME		\$2,789.56
246000704	HESG		\$5,037.76
246000704	HESG		\$2,663.09
246000704	CDBG		\$73.76
246000704	CDBG		\$67.00
246000704	HOME		\$4,526.42
246000704	HOME		\$250.00
246000704	HOME		\$600.00
246000704	CDBG		\$447.70
246000704	CDBG		\$999.92
246000704	HOME		\$5,866.55
246000704	CDBG		\$14,901.85
246000704	CDBG		\$95.00
246000704	HESG		\$3,366.37

U.S. DEPARTMENT OF HOUSING AND  
 URBAN DEVELOPMENT  
 OFFICE OF COMMUNITY PLANNING AND  
 DEVELOPMENT

DATE: 1/30/2018  
 TIME: 3:31:18 PM  
 PAGE: 13/18

PR07 - Drawdown Report by Voucher Number  
 - Vouchers Submitted to Loccs

IDIS

Voucher Number	Line Item	IDIS Project ID	IDIS Act ID	Voucher Created	Voucher Status
6073398	7	28	2364	8/24/2017	Completed
6075680	1	14	2349	8/31/2017	Completed
	2	16	2353	8/31/2017	Completed
	3	7	2352	8/31/2017	Completed
	4	1	2342	8/31/2017	Completed
	5	1	2342	8/31/2017	Completed
	6	23	2387	8/31/2017	Completed
6077190	1	1	2342	9/7/2017	Completed
	2	14	2349	9/7/2017	Completed
	3	28	2364	9/7/2017	Completed
6079015	1	1	2342	9/14/2017	Completed
	2	7	2352	9/14/2017	Completed
	3	23	2389	9/14/2017	Completed
	4	22	2388	9/14/2017	Completed
6083280	1	1	2342	9/28/2017	Completed
	2	16	2353	9/28/2017	Completed
	3	7	2352	9/28/2017	Completed
	4	18	2270	9/28/2017	Completed
	5	22	2388	9/28/2017	Completed
	6	28	2362	9/28/2017	Completed
	7	28	2364	9/28/2017	Completed
6085098	1	1	2342	10/5/2017	Completed
	2	3	2381	10/5/2017	Completed
6086742	1	1	2342	10/12/2017	Completed
	2	1	2342	10/12/2017	Completed
6088809	1	3	2376	10/19/2017	Completed
	2	3	2376	10/19/2017	Completed
	3	7	2352	10/19/2017	Completed
	4	1	2342	10/19/2017	Completed
	5	1	2343	10/19/2017	Completed
	6	23	2387	10/19/2017	Completed
	7	22	2388	10/19/2017	Completed
	8	23	2390	10/19/2017	Completed
	9	23	2390	10/19/2017	Completed
	10	28	2364	10/19/2017	Completed
6090684	1	1	2342	10/26/2017	Completed
	2	13	2377	10/26/2017	Completed
6090686	1	13	2377	10/26/2017	Completed
6091514	1	1	2343	10/30/2017	Completed
6091651	1	1	2394	10/30/2017	Completed
	2	9	2347	10/30/2017	Completed
6091987	1	5	2398	10/31/2017	Completed
6092644	1	1	2394	11/2/2017	Completed
6094301	1	17	2393	11/8/2017	Completed
6094309	1	1	2394	11/8/2017	Completed
	2	1	2394	11/8/2017	Completed
	3	23	2387	11/8/2017	Completed
6096694	1	1	2342	11/16/2017	Completed
	2	1	2394	11/16/2017	Completed
	3	1	2394	11/16/2017	Completed
	4	1	2409	11/16/2017	Completed
	5	7	2352	11/16/2017	Completed

U.S. DEPARTMENT OF HOUSING AND  
 URBAN DEVELOPMENT  
 OFFICE OF COMMUNITY PLANNING AND  
 DEVELOPMENT

DATE: 1/30/2018  
 TIME: 3:31:18 PM  
 PAGE: 14/18

PR07 - Drawdown Report by Voucher Number  
 - Vouchers Submitted to Loccs

IDIS

Status Date	LOCCS Send Date	Grant Number	Grant Year	Fund Type	Recipient TIN
08/25/2017	8/24/2017	E16MC420014	2016	EN	246000704
09/01/2017	8/31/2017	B16MC420014	2016	EN	246000704
09/01/2017	8/31/2017	B16MC420014	2016	EN	246000704
09/01/2017	8/31/2017	B16MC420014	2016	EN	246000704
09/01/2017	8/31/2017	B17MC420014	2017	PI	246000704
09/01/2017	8/31/2017	B16MC420014	2016	EN	246000704
09/01/2017	8/31/2017	M16MC420205	2016	EN	246000704
09/07/2017	9/7/2017	B17MC420014	2017	PI	246000704
09/07/2017	9/7/2017	B17MC420014	2017	PI	246000704
09/07/2017	9/7/2017	E16MC420014	2016	EN	246000704
09/15/2017	9/14/2017	B17MC420014	2017	PI	246000704
09/15/2017	9/14/2017	B17MC420014	2017	PI	246000704
09/15/2017	9/14/2017	M16MC420205	2016	EN	246000704
09/15/2017	9/14/2017	M16MC420205	2016	EN	246000704
09/28/2017	9/28/2017	B17MC420014	2017	PI	246000704
09/28/2017	9/28/2017	B17MC420014	2017	PI	246000704
09/28/2017	9/28/2017	B17MC420014	2017	PI	246000704
09/28/2017	9/28/2017	B17MC420014	2017	PI	246000704
09/28/2017	9/28/2017	M16MC420205	2016	EN	246000704
09/28/2017	9/28/2017	E16MC420014	2016	EN	246000704
09/28/2017	9/28/2017	E16MC420014	2016	EN	246000704
10/05/2017	10/5/2017	B17MC420014	2017	PI	246000704
10/05/2017	10/5/2017	B17MC420014	2017	PI	246000704
10/12/2017	10/12/2017	B17MC420014	2017	PI	246000704
10/12/2017	10/12/2017	B16MC420014	2016	EN	246000704
10/20/2017	10/19/2017	B17MC420014	2017	PI	246000704
10/20/2017	10/19/2017	B16MC420014	2016	EN	246000704
10/20/2017	10/19/2017	B16MC420014	2016	EN	246000704
10/20/2017	10/19/2017	B16MC420014	2016	EN	246000704
10/20/2017	10/19/2017	B16MC420014	2016	EN	246000704
10/20/2017	10/19/2017	M16MC420205	2016	EN	246000704
10/20/2017	10/19/2017	M16MC420205	2016	EN	246000704
10/20/2017	10/19/2017	M16MC420205	2016	EN	246000704
10/20/2017	10/19/2017	M17MC420205	2017	HP	246000704
10/20/2017	10/19/2017	E16MC420014	2016	EN	246000704
10/27/2017	10/26/2017	B16MC420014	2016	EN	246000704
10/27/2017	10/26/2017	M17MC420205	2017	AD	246000704
10/27/2017	10/26/2017	M17MC420205	2017	AD	246000704
10/30/2017	10/30/2017	B17MC420014	2017	PI	246000704
10/31/2017	10/30/2017	B17MC420014	2017	EN	246000704
10/31/2017	10/30/2017	B16MC420014	2016	EN	246000704
11/01/2017	10/31/2017	B17MC420014	2017	EN	246000704
11/02/2017	11/2/2017	B17MC420014	2017	PI	246000704
11/09/2017	11/8/2017	E17MC420014	2017	AD	246000704
11/08/2017	11/8/2017	B17MC420014	2017	PI	246000704
11/08/2017	11/8/2017	B17MC420014	2017	EN	246000704
11/08/2017	11/8/2017	M16MC420205	2016	EN	246000704
11/16/2017	11/16/2017	B16MC420014	2016	EN	246000704
11/16/2017	11/16/2017	B17MC420014	2017	PI	246000704
11/16/2017	11/16/2017	B17MC420014	2017	EN	246000704
11/16/2017	11/16/2017	B17MC420014	2017	EN	246000704
11/16/2017	11/16/2017	B16MC420014	2016	EN	246000704

U.S. DEPARTMENT OF HOUSING AND  
URBAN DEVELOPMENT  
OFFICE OF COMMUNITY PLANNING AND  
DEVELOPMENT

DATE: 1/30/2018  
TIME: 3:31:18 PM  
PAGE: 15/18

PR07 - Drawdown Report by Voucher Number  
- Vouchers Submitted to Loccs

IDIS

Payee TIN	Program	PY	Drawn Amount
246000704	HESG		\$1,047.28
246000704	CDBG		\$1,321.49
246000704	CDBG		\$2,337.92
246000704	CDBG		\$13,758.71
246000704	CDBG		\$313.50
246000704	CDBG		\$460.14
246000704	HOME		\$750.00
246000704	CDBG		\$11,096.72
246000704	CDBG		\$900.74
246000704	HESG		\$1,377.72
246000704	CDBG		\$5,502.41
246000704	CDBG		\$6,137.92
246000704	HOME		\$750.00
246000704	HOME		\$6,350.00
246000704	CDBG		\$1,007.88
246000704	CDBG		\$252.72
246000704	CDBG		\$7,553.19
246000704	CDBG		\$2,119.20
246000704	HOME		\$600.00
246000704	HESG		\$2,787.88
246000704	HESG		\$1,692.18
246000704	CDBG		\$5,679.17
246000704	CDBG		\$8,694.00
246000704	CDBG		\$2,170.26
246000704	CDBG		\$150.00
246000704	CDBG		\$6,142.27
246000704	CDBG		\$75,391.60
246000704	CDBG		\$11,172.45
246000704	CDBG		\$266.57
246000704	CDBG		\$22.82
246000704	HOME		\$14,027.00
246000704	HOME		\$100.00
246000704	HOME		\$973.60
246000704	HOME		\$151.40
246000704	HESG		\$2,745.72
246000704	CDBG		\$102,961.09
246000704	HOME		\$2,450.00
246000704	HOME		\$37,013.73
246000704	CDBG		\$13.74
246000704	CDBG		\$17,681.06
246000704	CDBG		\$769.50
246000704	CDBG		\$100,000.00
246000704	CDBG		\$313.08
246000704	HESG		\$13,402.67
246000704	CDBG		\$286.24
246000704	CDBG		\$150.00
246000704	HOME		\$7,500.00
246000704	CDBG		\$440.59
246000704	CDBG		\$3,271.65
246000704	CDBG		\$7,251.59
246000704	CDBG		\$1,414.68
246000704	CDBG		\$11,836.51



U.S. DEPARTMENT OF HOUSING AND  
URBAN DEVELOPMENT  
OFFICE OF COMMUNITY PLANNING AND  
DEVELOPMENT

DATE: 1/30/2018  
TIME: 3:31:18 PM  
PAGE: 16/18

PR07 - Drawdown Report by Voucher Number  
- Vouchers Submitted to Loccs

IDIS

Voucher Number	Line Item	IDIS Project ID	IDIS Act ID	Voucher Created	Voucher Status
6096694	6	9	2347	11/16/2017	Completed
	7	23	2390	11/16/2017	Completed
	8	13	2377	11/16/2017	Completed
	9	17	2393	11/16/2017	Completed
	10	28	2364	11/16/2017	Completed
6096827	1	6	2340	11/16/2017	Completed
	2	6	2340	11/16/2017	Completed
	3	6	2340	11/16/2017	Completed
	4	6	2340	11/16/2017	Completed
6098131	1	1	2409	11/21/2017	Completed
	2	1	2394	11/21/2017	Completed
	3	4	2397	11/21/2017	Completed
	4	15	2368	11/21/2017	Completed
	5	23	2390	11/21/2017	Completed
	6	23	2389	11/21/2017	Completed
	7	14	2410	11/21/2017	Completed
	8	17	2393	11/21/2017	Completed
6099661	1	1	2394	11/29/2017	Completed
	2	6	2039	11/29/2017	Completed
	3	23	2390	11/29/2017	Completed
	4	17	2405	11/29/2017	Completed
	5	17	2407	11/29/2017	Completed
6102346	1	1	2394	12/7/2017	Completed
	2	1	2343	12/7/2017	Completed
	3	4	2396	12/7/2017	Completed
	4	1	2409	12/7/2017	Completed
	5	13	2377	12/7/2017	Completed
	6	23	2387	12/7/2017	Completed
	7	17	2393	12/7/2017	Completed
6104766	1	4	2396	12/14/2017	Completed
	2	6	2039	12/14/2017	Completed
	3	6	2039	12/14/2017	Completed
	4	1	2394	12/14/2017	Completed
	5	9	2347	12/14/2017	Completed
	6	7	2352	12/14/2017	Completed
	7	15	2368	12/14/2017	Completed
	8	17	2407	12/14/2017	Completed
6107734	1	17	2407	12/21/2017	Completed
	2	1	2394	12/21/2017	Completed
	3	1	2409	12/21/2017	Completed
	4	23	2390	12/21/2017	Completed
6107738	1	4	2396	12/21/2017	Completed
6108676	1	23	2390	12/27/2017	Completed
	2	17	2407	12/27/2017	Completed

TOTAL DRAWS:

U.S. DEPARTMENT OF HOUSING AND  
 URBAN DEVELOPMENT  
 OFFICE OF COMMUNITY PLANNING AND  
 DEVELOPMENT

DATE: 1/30/2018  
 TIME: 3:31:18 PM  
 PAGE: 17/18

PR07 - Drawdown Report by Voucher Number  
 - Vouchers Submitted to Loccs

IDIS

Status Date	LOCCS Send Date	Grant Number	Grant Year	Fund Type	Recipient TIN
11/16/2017	11/16/2017	B16MC420014	2016	EN	246000704
11/16/2017	11/16/2017	M16MC420205	2016	EN	246000704
11/16/2017	11/16/2017	M17MC420205	2017	AD	246000704
11/16/2017	11/16/2017	E17MC420014	2017	AD	246000704
11/16/2017	11/16/2017	E16MC420014	2016	EN	246000704
11/17/2017	11/16/2017	M11MC420205	2011	CR	
11/17/2017	11/16/2017	M13MC420205	2013	CR	
11/17/2017	11/16/2017	M15MC420205	2015	CR	
11/17/2017	11/16/2017	M16MC420205	2016	CR	
11/22/2017	11/21/2017	B17MC420014	2017	EN	246000704
11/22/2017	11/21/2017	B17MC420014	2017	EN	246000704
11/22/2017	11/21/2017	B17MC420014	2017	EN	246000704
11/22/2017	11/21/2017	M15MC420205	2015	EN	246000704
11/22/2017	11/21/2017	M16MC420205	2016	EN	246000704
11/22/2017	11/21/2017	M16MC420205	2016	EN	246000704
11/22/2017	11/21/2017	M17MC420205	2017	EN	246000704
11/22/2017	11/21/2017	E17MC420014	2017	AD	246000704
11/30/2017	11/29/2017	B17MC420014	2017	EN	246000704
11/30/2017	11/29/2017	B14MC420014	2014	EN	246000704
11/30/2017	11/29/2017	M16MC420205	2016	EN	246000704
11/30/2017	11/29/2017	E17MC420014	2017	EN	246000704
11/30/2017	11/29/2017	E17MC420014	2017	EN	246000704
12/08/2017	12/7/2017	B17MC420014	2017	EN	246000704
12/08/2017	12/7/2017	B16MC420014	2016	EN	246000704
12/08/2017	12/7/2017	B17MC420014	2017	EN	246000704
12/08/2017	12/7/2017	B17MC420014	2017	EN	246000704
12/08/2017	12/7/2017	M17MC420205	2017	AD	246000704
12/08/2017	12/7/2017	M16MC420205	2016	EN	246000704
12/08/2017	12/7/2017	E17MC420014	2017	AD	246000704
12/15/2017	12/14/2017	B17MC420014	2017	EN	246000704
12/15/2017	12/14/2017	B14MC420014	2014	EN	246000704
12/15/2017	12/14/2017	B17MC420014	2017	PI	246000704
12/15/2017	12/14/2017	B17MC420014	2017	EN	246000704
12/15/2017	12/14/2017	B16MC420014	2016	EN	246000704
12/15/2017	12/14/2017	B16MC420014	2016	EN	246000704
12/15/2017	12/14/2017	M15MC420205	2015	EN	246000704
12/15/2017	12/14/2017	E17MC420014	2017	EN	246000704
12/22/2017	12/21/2017	E17MC420014	2017	EN	246000704
12/22/2017	12/21/2017	B17MC420014	2017	EN	246000704
12/22/2017	12/21/2017	B17MC420014	2017	EN	246000704
12/22/2017	12/21/2017	M16MC420205	2016	EN	246000704
12/22/2017	12/21/2017	B17MC420014	2017	EN	246000704
12/28/2017	12/27/2017	M16MC420205	2016	EN	246000704
12/28/2017	12/27/2017	E17MC420014	2017	EN	246000704

U.S. DEPARTMENT OF HOUSING AND  
 URBAN DEVELOPMENT  
 OFFICE OF COMMUNITY PLANNING AND  
 DEVELOPMENT

DATE: 1/30/2018  
 TIME: 3:31:18 PM  
 PAGE: 18/18

PR07 - Drawdown Report by Voucher Number  
 - Vouchers Submitted to Loccs

IDIS

Payee TIN	Program	PY	Drawn Amount
246000704	CDBG		\$240.00
246000704	HOME		\$12,688.00
246000704	HOME		\$350.00
246000704	HESG		\$364.02
246000704	HESG		\$1,407.02
246000704	HOME		\$8,057.18
246000704	HOME		\$60,068.55
246000704	HOME		\$56,211.45
246000704	HOME		\$25,662.82
246000704	CDBG		\$2,397.06
246000704	CDBG		\$10,459.45
246000704	CDBG		\$40,000.00
246000704	HOME		\$600.00
246000704	HOME		\$8,200.00
246000704	HOME		\$15,325.00
246000704	HOME		\$375.00
246000704	HESG		\$1,297.26
246000704	CDBG		\$247.93
246000704	CDBG		\$151.76
246000704	HOME		\$1,495.00
246000704	HESG		\$3,729.33
246000704	HESG		\$1,616.25
246000704	CDBG		\$11,736.12
246000704	CDBG		\$26.57
246000704	CDBG		\$344.86
246000704	CDBG		\$1,527.59
246000704	HOME		\$9.50
246000704	HOME		\$20,585.00
246000704	HESG		\$1,333.08
246000704	CDBG		\$1,128.51
246000704	CDBG		\$20,556.27
246000704	CDBG		\$3,784.00
246000704	CDBG		\$558.14
246000704	CDBG		\$336.00
246000704	CDBG		\$12,714.51
246000704	HOME		\$2,065.00
246000704	HESG		\$11,745.93
246000704	HESG		\$26,877.16
246000704	CDBG		\$12,259.52
246000704	CDBG		\$2,312.54
246000704	HOME		\$375.00
246000704	CDBG		\$1,423.79
246000704	HOME		\$4,500.00
246000704	HESG		\$5,137.61
	<b>CDBG</b>	<b>TOTAL DRAWS:</b>	<b><u>\$2,166,427.42</u></b>
	<b>HESG</b>	<b>TOTAL DRAWS:</b>	<b><u>\$271,275.45</u></b>
	<b>HOME</b>	<b>TOTAL DRAWS:</b>	<b><u>\$481,027.21</u></b>
			<b><u>\$2,918,730.08</u></b>

**Scranton, Pennsylvania**

**PR 09**

**HOME Program**

**Program Income Details by Fiscal Year  
and Program**

**January 1, 2017 to December 31, 2017**

U.S. Department of Housing and Urban Development  
 Office of Community Planning and Development  
 Integrated Disbursement and Information System  
 Program Income Details by Fiscal Year and Program  
 SCRANTON,PA

Report for Program:CDBG, HESG, HOME

\*Data Only Provided for Time Period Queried:01-01-2017 to 12-31-2017

Program Year	Program	Associated Grant Number	Fund Type	Estimated Income for Year	Transaction	Voucher #	Voucher Created	Voucher Type	IDIS Proj. ID	IDIS Actv. ID	Matrix Code	Received/Drawn Amount
2015	CDBG	B15MC420014	RL	53,922.10								
					DRAWS							
						6005371-005	01-26-17	PY	2	2338	18A	14,000.00
										RL Receipts		
										RL Draws		14,000.00
										RL Balance		(14,000.00)
<b>2015</b>	<b>CDBG</b>											
												<b>Total CDBG Receipts*:</b>
												<b>Total CDBG Draws against Receipts*:</b>
												<b>Total CDBG Receipt Fund Balance*:</b>
												<b>14,000.00</b>
												<b>(14,000.00)</b>

2016	CDBG	B16MC420014	RL	0.00								
					RECEIPTS							
						5212634-001	01-03-17		13	1538	18A	1,041.67
										RL Receipts		1,041.67
										RL Draws		
										RL Balance		1,041.67

2016	CDBG	B16MC420014	PI	0.00								
					RECEIPTS							
						5212628-001	01-03-17		8	1864	18A	265.16
						5212631-001	01-03-17		9	2261	18A	377.08
						5212633-001	01-03-17		8	1864	18A	604.57

Program Year	Program	Associated Grant Number	Fund Type	Income for Year	Estimated	Transaction	Voucher #	Voucher Created	Voucher Type	IDIS Proj. ID	IDIS Actv. ID	Matrix Code	Received/Drawn Amount
--------------	---------	-------------------------	-----------	-----------------	-----------	-------------	-----------	-----------------	--------------	---------------	---------------	-------------	-----------------------

DRAWS													
2016	CDBG	HOME	M16MC420205	PI	0.00		6000796003	01-12-17	PY	12	2348	05	2,023.53
													1,246.81
													2,023.53
													(776.72)

**2016 CDBG**  
**Total CDBG Receipts\*:** 2,288.48  
**Total CDBG Draws against Receipts\*:** 2,023.53  
**Total CDBG Receipt Fund Balance\*:** 264.95

2016	HOME	M16MC420205	PI	0.00			6064505002	07-26-17	PY	22	2383		0.11
------	------	-------------	----	------	--	--	------------	----------	----	----	------	--	------

Receipts													
PI Draws													0.11
PA Draws													0.00
Balance													(0.11)

**2016 HOME M16MC420205**  
**Total Local Account Receipts**  
**Total Local Account Draws** 0.11  
**Total Local Account Balance** (0.11)

2017	CDBG	HOME	B17MC420014	RL	0.00								
RECEIPTS													
													1,649.89
													400.00
													1,096.49
													1,041.66
													265.16
													833.33

Program Year	Program	Associated Grant Number	Fund Type	Income for Year	Estimated Transaction	Voucher #	Voucher Created	Voucher Type	IDIS Proj. ID	IDIS Actv. ID	Matrix Code	Received/Drawn Amount
						5213725001	01-17-17		13	1538	18A	1,145.84
						5213726001	01-17-17		13	1640	18A	1,041.67
						5213727001	01-17-17		13	2106	18A	583.36
						5214677001	01-27-17		1	1435	18A	916.66
						5215587001	02-08-17		3	1999	18A	1,649.89
						5215589001	02-08-17		7	1967	18A	265.16
						5215590001	02-08-17		1	1441	18A	833.33
						5215595001	02-08-17		5	1434	18A	260.00
						5215597001	02-08-17		13	1639	18A	800.00
						5215598001	02-08-17		13	2106	18A	583.36
						5215599001	02-08-17		1	1437	18A	1,096.49
						5215603001	02-08-17		13	1538	18A	1,041.67
						5215604001	02-08-17		13	1506	18A	1,041.66
						5215605001	02-08-17		13	1640	18A	1,041.67
						5217589001	03-06-17		7	1967	18A	265.16
						5217590001	03-06-17		13	1639	18A	800.00
						5217591001	03-06-17		13	1506	18A	1,041.66
						5217592001	03-06-17		1	1437	18A	1,096.49
						5218158001	03-13-17		13	1638	18A	1,649.89
						5218160001	03-13-17		1	1441	18A	833.33
						5218162001	03-13-17		13	1538	18A	1,041.67
						5218165001	03-13-17		13	2106	18A	583.36
						5218166001	03-13-17		13	1640	18A	1,041.67
						5220607001	04-04-17		7	1967	18A	265.16
						5220608001	04-04-17		5	1434	18A	400.00
						5220609001	04-04-17		1	1437	18A	1,096.49
						5220610001	04-04-17		13	1506	18A	1,041.66
						5221187001	04-11-17		13	2106	18A	583.36
						5221188001	04-11-17		13	1638	18A	1,649.89
						5221191001	04-11-17		13	1640	18A	1,041.67
						5221193001	04-11-17		13	1639	18A	400.00
						5221197001	04-11-17		13	1664	18A	1,500.00

Program Year	Program	Associated Grant Number	Fund Type	Estimated Income for Year	Transaction	Voucher #	Voucher Created	Voucher Type	IDIS Proj. ID	IDIS Actv. ID	Matrix Code	Received/Drawn Amount
						5222152-001	04-21-17		1	1441	18A	833.33
						5222153-001	04-21-17		5	1434	18A	300.00
						5222156-001	04-21-17		13	1538	18A	1,041.67
						5223191-001	05-04-17		13	1639	18A	800.00
						5223227-001	05-04-17		13	1639	18A	586.52
						5223228-001	05-04-17		7	1967	18A	265.16
						5223230-001	05-04-17		13	1506	18A	1,041.66
						5223403-001	05-08-17		1	1437	18A	1,096.49
						5223404-001	05-08-17		5	1434	18A	300.00
						5226038-001	06-12-17		1	1437	18A	1,096.49
						5226039-001	06-12-17		13	1664	18A	1,500.00
						5226040-001	06-12-17		13	1638	18A	1,649.89
						5226041-001	06-12-17		13	1639	18A	400.00
						5226044-001	06-12-17		13	1640	18A	1,041.67
						5226870-001	06-19-17		7	1967	18A	265.16
						5228530-001	07-05-17		13	1639	18A	400.00
						5228532-001	07-05-17		1	1435	18A	916.66
						5228534-001	07-05-17		1	1437	18A	1,096.49
						5228539-001	07-05-17		13	1506	18A	2,187.49
						5228541-001	07-05-17		1	1441	18A	833.33
						5228555-001	07-05-17		13	2106	18A	583.36
						5228737-001	07-07-17		7	1967	18A	291.68
						5229318-001	07-17-17		5	1434	18A	300.00
						5229319-001	07-17-17		13	1638	18A	1,649.89
						5229320-001	07-17-17		13	1538	18A	2,083.34
						5229321-001	07-17-17		1	1441	18A	916.66
						5229323-001	07-17-17		13	2106	18A	583.36
						5229324-001	07-17-17		13	1640	18A	1,041.67
						5229970-001	10-24-17		13	1638	18A	1,649.89
						5229983-001	07-24-17		13	2106	18A	583.36
						5229984-001	07-26-17		13	1640	18A	1,041.67
						5229985-001	07-26-17		1	1441	18A	833.33



Program Year	Program	Associated Grant Number	Fund Type	Estimated Income for Year	Transaction	Voucher #	Voucher Created	Voucher Type	IDIS Proj. ID	IDIS Actv. ID	Matrix Code	Received/Drawn Amount
						5229986-001	07-24-17		13	1538	18A	1,041.67
						5230652-001	08-02-17		13	1506	18A	1,041.66
						5231073-001	08-08-17		7	1967	18A	265.16
						5231074-001	08-09-17		13	1639	18A	400.00
						5231075-001	08-08-17		1	1437	18A	1,096.49
						5231077-001	08-09-17		13	1538	18A	1,145.84
						5231078-001	08-08-17		13	1640	18A	1,041.67
						5231449-001	08-14-17		1	1441	18A	833.33
						5231450-001	08-14-17		13	1638	18A	1,649.89
						5232065-001	08-22-17		13	2106	18A	583.36
						5232066-001	08-22-17		5	1434	18A	300.00
						5233400-001	09-08-17		13	1639	18A	400.00
						5233401-001	09-08-17		13	1506	18A	1,041.66
						5233402-001	09-08-17		13	1640	18A	1,041.67
						5233403-001	09-08-17		1	1437	18A	1,096.49
						5233619-001	09-11-17		13	1538	18A	1,041.67
						5233620-001	09-11-17		7	1967	18A	265.16
						5233621-001	09-11-17		13	2106	18A	583.36
						5234400-001	09-19-17		5	1434	18A	400.00
						5234402-001	09-19-17		1	1441	18A	833.33
						5235206-001	09-28-17		13	1638	18A	1,649.89
						5236317-001	10-10-17		13	1506	18A	1,041.66
						5236318-001	10-10-17		1	1437	18A	1,096.49
						5236319-001	10-10-17		13	1639	18A	395.40
						5236320-001	10-10-17		7	1967	18A	265.16
						5236321-001	10-10-17		13	1640	18A	1,041.67
						5236979-001	10-17-17		13	1538	18A	1,041.67
						5236980-001	10-17-17		13	2106	18A	583.36
						5236981-001	10-17-17		1	1441	18A	833.33
						5238108-001	11-01-17		13	1638	18A	1,814.88
						5238109-001	11-01-17		13	1638	18A	1,649.89
						5238110-001	11-01-17		13	1638	18A	1,649.89



Program Year	Program	Associated Grant Number	Fund Type	Income for Year	Estimated Transaction	Voucher #	Voucher Created	Voucher Type	IDIS Proj. ID	IDIS Actv. ID	Matrix Code	Receipted/Drawn Amount
						5215894001	02-10-17		8	1864	18A	604.57
						5215897001	02-10-17		30	747	03A	1,250.00
						5215913001	02-10-17		3	1999	18A	1,000.18
						5216339001	02-16-17		9	2261	18A	377.08
						5216378001	02-17-17		11	2357	03F	600.00
						5216825001	02-24-17		8	1864	18A	265.16
						5217754001	03-08-17		1	2342	21A	107.94
						5218000001	03-10-17		3	1999	18A	1,000.18
						5218003001	03-10-17		30	747	03A	1,250.00
						5218201001	03-13-17		8	1864	18A	604.57
						5218204001	03-13-17		9	2261	18A	377.08
						5218206001	03-13-17		17	2373	03K	350.00
						5220180001	03-30-17		3	2376	04	450.00
						5220182001	03-30-17		17	2373	03K	50.00
						5220614001	04-04-17		8	1864	18A	265.16
						5220615001	04-04-17		30	747	03A	1,250.00
						5220616001	04-04-17		3	1999	18A	1,000.18
						5222098001	04-21-17		9	2261	18A	377.08
						5223192001	05-04-17		8	1864	18A	604.57
						5223400001	05-08-17		8	1864	18A	265.16
						5223401001	05-08-17		3	1999	18A	1,000.18
						5223402001	05-08-17		30	747	03A	1,250.00
						5224929001	05-30-17		8	1864	18A	665.03
						5224930001	05-30-17		9	2261	18A	377.08
						5226430001	06-14-17		3	1999	18A	1,000.18
						5226440001	06-14-17		3	2376	04	3,440.00
						5226843001	06-19-17		9	2261	18A	377.08
						5226847001	06-19-17		20	2354	03L	250.00
						5228538001	07-05-17		8	1864	18A	1,330.06
						5229174001	07-14-17		3	1999	18A	1,000.18
						5229175001	07-14-17		30	747	03A	2,500.00
						5229629001	07-19-17		11	2251	03K	427.34

Program Year	Program	Associated Grant Number	Fund Type	Estimated Income for Year	Transaction	Voucher #	Voucher Created	Voucher Type	IDIS Proj. ID	IDIS Actv. ID	Matrix Code	Received/Drawn Amount
						6014969-002	02-23-17	PY	14	2349	05D	2,756.91
						6019600-005	03-09-17	PY	3	2376	04	1,053.29
						6022113-001	03-17-17	PY	3	2376	04	1,439.60
						6022113-002	03-17-17	PY	7	2352	05I	1,465.41
						6026207-005	03-30-17	PY	14	2349	05D	650.00
						6027925-001	04-05-17	PY	7	2352	05I	2,500.00
						6044903-005	05-25-17	PY	11	2357	03F	3,570.00
						6048935-003	06-08-17	PY	17	2373	03K	1,511.26
						6051294-003	06-15-17	PY	17	2373	03K	4,440.18
						6058063-003	07-06-17	PY	3	2376	04	1,800.00
						6067458-001	08-04-17	PY	1	2342	21A	767.82
						6069347-001	08-11-17	PY	1	2342	21A	5,887.92
						6071785-001	08-18-17	PY	1	2343	21H	73.76
						6071785-002	08-18-17	PY	1	2342	21A	67.00
						6073398-002	08-24-17	PY	3	2381	03K	999.92
						6075680-004	08-31-17	PY	1	2342	21A	313.50
						6077190-001	09-07-17	PY	1	2342	21A	11,096.72
						6077190-002	09-07-17	PY	14	2349	05D	900.74
						6079015-001	09-14-17	PY	1	2342	21A	5,502.41
						6079015-002	09-14-17	PY	7	2352	05I	6,137.92
						6083280-001	09-28-17	PY	1	2342	21A	1,007.88
						6083280-002	09-28-17	PY	16	2353	05H	252.72
						6083280-003	09-28-17	PY	7	2352	05I	7,553.19
						6083280-004	09-28-17	PY	18	2270	05Q	2,119.20
						6085098-001	10-05-17	PY	1	2342	21A	5,679.17
						6085098-002	10-05-17	PY	3	2381	03K	8,694.00
						6086742-001	10-12-17	PY	1	2342	21A	2,170.26
						6088809-001	10-19-17	PY	3	2376	04	6,142.27
						6091514-001	10-30-17	PY	1	2343	21H	13.74
						6092644-001	11-02-17	PY	1	2394	21A	313.08
						6094309-001	11-08-17	PY	1	2394	21A	286.24
						6096694-002	11-16-17	PY	1	2394	21A	3,271.65

Program Year	Program	Associated Grant Number	Fund Type	Income for Year	Estimated	Transaction	Voucher #	Voucher Created	Voucher Type	IDIS Proj. ID	IDIS Actv. ID	Matrix Code	Received/Drawn Amount
							6104766003	12-14-17	PY	6	2039	03K	3,784.00
												PI Receipts	98,174.88
												PI Draws	98,173.94
												PI Balance	0.94
<b>2017</b>	<b>CDBG</b>												<b>205,809.55</b>
													<b>Total CDBG Receipts*:</b>
													<b>98,173.94</b>
													<b>Total CDBG Receipts against Receipts*:</b>
													<b>107,635.61</b>
													<b>Total CDBG Receipt Fund Balance*:</b>
2017	HOME	M17MC420205	PI	0.00		RECEIPTS							
			PI			DRAWS	5221149001	04-10-17		22	1762		41,950.00
							6038002006	05-04-17	PY	22	2378		5,781.00
							6038002007	05-04-17	PY	22	2379		11,704.47
							6042925005	05-19-17	PY	22	2380		8,724.80
							6042925006	05-19-17	PY	22	2378		600.00
							6042925007	05-19-17	PY	22	2379		350.00
							6064505003	07-26-17	PY	22	2383		7,849.89
							6069347005	08-11-17	PY	22	2384		2,789.56
			PA			DRAWS							
							6033801001	04-24-17	PY	13	2377		4,150.28
												Receipts	41,950.00
												PI Draws	37,799.72
												PA Draws	4,150.28
												Balance	(0.00)
2017	HOME	M17MC420205	HP	0.00		RECEIPTS							
			HP			DRAWS	5216555001	02-21-17		14	1736		2,406.40

Program Year	Program	Associated Grant Number	Fund Type	Income for Year	Estimated	Transaction	Voucher #	Voucher Created	Voucher Type	IDIS Proj. ID	IDIS Actv. ID	Matrix Code	Received/Drawn Amount
							6017376-003	03-02-17	PY	15	2368		2,255.00
							6088809-009	10-19-17	PY	23	2390		151.40
												HP Receipts	2,406.40
												HP Draws	2,406.40
												HP Balance	0.00
<b>2017</b>	<b>HOME</b>	<b>M17MC420205</b>											<b>44,356.40</b>
													<b>44,356.40</b>
													<b>0.00</b>

**Scranton, Pennsylvania**

**PR 22**

**Status of HOME Program  
Activities**

**January 1, 2017 to December 31, 2017**



U.S. Department of Housing and Urban Development  
 Office of Community Planning and Development  
 Integrated Disbursement and Information System  
 Status of HOME Activities - Entitlement  
 SCRANTON, PA

DATE: 03-09-18  
 TIME: 14:27  
 PAGE: 1

**IDIS - PR22**

Tenure Type	Activity Type	IDIS Activity	Activity Address	Activity Status	Status Date	Total Units	Home Units	Initial Funding Date	Committed Amount	Drawn Amount	PCT
Rental	ACQUISITION AND NEW CONSTRUCTION	2340	920 Madison Ave , Scranton PA, 18510	Open	11/16/17	2	2	08/22/16	\$290,643.90	\$150,643.90	51.83%
Homebuyer	ACQUISITION ONLY	2378	625 Bates St , Scranton PA, 18509	Completed	06/19/17	1	1	05/01/17	\$6,381.00	\$6,381.00	100.00%
Homebuyer	ACQUISITION ONLY	2379	822 Marion St , Scranton PA, 18509	Completed	06/19/17	1	1	05/01/17	\$12,054.47	\$12,054.47	100.00%
Homebuyer	ACQUISITION ONLY	2380	921 Harrison Ave , Scranton PA, 18510	Completed	06/19/17	1	1	05/08/17	\$8,724.80	\$8,724.80	100.00%
Homebuyer	ACQUISITION ONLY	2383	615 S Webster Ave , Scranton PA, 18505	Completed	10/03/17	1	1	07/17/17	\$8,100.00	\$8,100.00	100.00%
Homebuyer	ACQUISITION ONLY	2384	1410 Cornell St , Scranton PA, 18504	Completed	10/06/17	1	1	08/07/17	\$4,785.18	\$4,785.18	100.00%
Homebuyer	ACQUISITION ONLY	2385	612 Dettly St , Scranton PA, 18509	Completed	10/06/17	1	1	08/10/17	\$4,526.42	\$4,526.42	100.00%
Homebuyer	ACQUISITION ONLY	2386	205 N Keyser Ave , Scranton PA, 18504	Completed	10/03/17	1	1	08/18/17	\$5,866.55	\$5,866.55	100.00%
Homebuyer	ACQUISITION ONLY	2388	941 Beech St , Scranton PA, 18505	Completed	12/13/17	1	1	09/11/17	\$7,050.00	\$7,050.00	100.00%
Homebuyer	ACQUISITION ONLY	2412	1129 Amherst St , Scranton PA, 18504	Completed	03/01/18	1	1	01/11/18	\$7,173.50	\$7,173.50	100.00%
Homebuyer	ACQUISITION ONLY	2413	1433 Elizabeth St , Scranton PA, 18504	Completed	03/01/18	1	1	01/11/18	\$12,600.00	\$12,600.00	100.00%
Homeowner Rehab	REHABILITATION	2319	517 Dean St , Scranton PA, 18509	Open	03/09/17	1	1	08/27/15	\$44,818.81	\$43,493.87	97.04%
Homeowner Rehab	REHABILITATION	2368	113 Garwood Dr , Scranton PA, 18505	Open	12/14/17	1	1	10/28/16	\$88,694.00	\$88,680.00	99.98%
Homeowner Rehab	REHABILITATION	2387	820 Oak St , Scranton PA, 18508	Completed	02/21/18	1	1	08/29/17	\$43,695.75	\$43,695.75	100.00%
Homeowner Rehab	REHABILITATION	2389	837 N Lincoln Ave , Scranton PA, 18504	Open	01/12/18	0	0	09/13/17	\$84,350.00	\$33,535.00	39.76%
Homeowner Rehab	REHABILITATION	2390	1065 Hollow Ave 1065 Hollow Avenue , Scranton PA, 18508	Completed	02/21/18	1	1	10/17/17	\$34,546.75	\$34,546.75	100.00%
Homeowner Rehab	REHABILITATION	2410	2128 Comegys Ave , Scranton PA, 18509	Open	02/22/18	0	0	11/21/17	\$55,765.00	\$23,525.00	42.19%



**Scranton, Pennsylvania**

**PR 23**

**Count of CDBG Activities with  
Disbursements by Activity  
Group & Matrix Codes**

**January 1, 2017 to December 31, 2017**



SCRANTON

Count of CDBG Activities with Disbursements by Activity Group & Matrix Code

Activity Group	Activity Category	Open Count	Open Activities Disbursed	Completed Count	Completed Activities Disbursed	Program Year Count	Total Activities Disbursed
Acquisition	Clearance and Demolition (04)	1	\$0.00	2	\$192,693.07	3	\$192,693.07
	<b>Total Acquisition</b>	<b>1</b>	<b>\$0.00</b>	<b>2</b>	<b>\$192,693.07</b>	<b>3</b>	<b>\$192,693.07</b>
Economic Development	ED Direct Financial Assistance to For-Profits (18A)	5	\$0.00	1	\$35,000.00	6	\$35,000.00
	<b>Total Economic Development</b>	<b>5</b>	<b>\$0.00</b>	<b>1</b>	<b>\$35,000.00</b>	<b>6</b>	<b>\$35,000.00</b>
Housing	Rehab; Single-Unit Residential (14A)	1	\$0.00	0	\$0.00	1	\$0.00
	<b>Total Housing</b>	<b>1</b>	<b>\$0.00</b>	<b>0</b>	<b>\$0.00</b>	<b>1</b>	<b>\$0.00</b>
Public Facilities and Improvements	Youth Centers (03D)	0	\$0.00	1	\$282.50	1	\$282.50
	Parks, Recreational Facilities (03F)	3	\$0.00	2	\$55,185.84	5	\$55,185.84
	Street Improvements (03K)	1	\$10,141.62	2	\$564,583.33	3	\$574,724.95
	Sidewalks (03L)	1	\$0.00	0	\$0.00	1	\$0.00
	Fire Station/Equipment (03O)	0	\$0.00	1	\$100,000.00	1	\$100,000.00
	<b>Total Public Facilities and Improvements</b>	<b>5</b>	<b>\$10,141.62</b>	<b>6</b>	<b>\$720,051.67</b>	<b>11</b>	<b>\$730,193.29</b>
Public Services	Public Services (General) (05)	0	\$0.00	1	\$4,950.00	1	\$4,950.00
	Youth Services (05D)	1	\$2,897.16	3	\$49,250.00	4	\$52,147.16
	Battered and Abused Spouses (05G)	1	\$1,345.50	0	\$0.00	1	\$1,345.50
	Employment Training (05H)	0	\$0.00	1	\$8,629.07	1	\$8,629.07
	Crime Awareness (05I)	2	\$212,857.59	0	\$0.00	2	\$212,857.59
	Child Care Services (05L)	2	\$0.00	0	\$0.00	2	\$0.00
	Subsistence Payment (05Q)	1	\$11,829.42	0	\$0.00	1	\$11,829.42
	Rental Housing Subsidies (05S)	1	\$0.00	0	\$0.00	1	\$0.00
	Housing Counseling (05U)	1	\$0.00	0	\$0.00	1	\$0.00
	<b>Total Public Services</b>	<b>9</b>	<b>\$228,929.67</b>	<b>5</b>	<b>\$62,829.07</b>	<b>14</b>	<b>\$291,758.74</b>
General Administration and Planning	General Program Administration (21A)	3	\$443,381.66	0	\$0.00	3	\$443,381.66
	HOME Admin/Planning Costs of PJ (21H)	2	\$20,321.36	0	\$0.00	2	\$20,321.36
	<b>Total General Administration and Planning</b>	<b>5</b>	<b>\$463,703.02</b>	<b>0</b>	<b>\$0.00</b>	<b>5</b>	<b>\$463,703.02</b>
Repayment of Section 108 Loans	Planned Repayment of Section 108 Loan Principal (19F)	2	\$0.00	6	\$453,079.30	8	\$453,079.30
	<b>Total Repayment of Section 108 Loans</b>	<b>2</b>	<b>\$0.00</b>	<b>6</b>	<b>\$453,079.30</b>	<b>8</b>	<b>\$453,079.30</b>



SCRANTON

Activity Group	Activity Category	Open		Open Activities		Completed		Program Year		Total Activities	
		Count	Disbursed	Disbursed	Count	Count	Disbursed	Count	Count	Disbursed	Disbursed
<b>Grand Total</b>		<b>28</b>	<b>\$702,774.31</b>	<b>20</b>	<b>\$1,463,653.11</b>	<b>48</b>	<b>\$2,166,427.42</b>				



SCRANTON

**CDBG Sum of Actual Accomplishments by Activity Group and Accomplishment Type**

Activity Group	Matrix Code	Accomplishment Type	Open Count	Completed Count	Program Year Totals
Acquisition	Clearance and Demolition (04)	Housing Units	0	16	16
Economic Development	<b>Total Acquisition</b>		<b>0</b>	<b>16</b>	<b>16</b>
	ED Direct Financial Assistance to For-Profits (18A) Jobs		5	1	6
Public Facilities and Improvements	<b>Total Economic Development</b>		<b>5</b>	<b>1</b>	<b>6</b>
	Youth Centers (03D)	Public Facilities	0	536	536
	Parks, Recreational Facilities (03F)	Public Facilities	14,215	5,125	19,340
	Street Improvements (03K)	Persons	0	14,714	14,714
	Sidewalks (03L)	Public Facilities	0	0	0
	Fire Station/Equipment (03O)	Public Facilities	0	22,820	22,820
	<b>Total Public Facilities and Improvements</b>		<b>14,215</b>	<b>43,195</b>	<b>57,410</b>
Public Services	Public Services (General) (05)	Persons	0	46	46
	Youth Services (05D)	Persons	154	1,016	1,170
	Battered and Abused Spouses (05G)	Persons	81	0	81
	Employment Training (05H)	Persons	0	544	544
	Crime Awareness (05I)	Persons	67,910	0	67,910
	Child Care Services (05L)	Persons	157	0	157
	Subsistence Payment (05Q)	Persons	823	0	823
	Rental Housing Subsidies (05S)	Households	0	0	0
	Housing Counseling (05U)	Households	0	0	0
	<b>Total Public Services</b>		<b>69,125</b>	<b>1,606</b>	<b>70,731</b>
<b>Grand Total</b>			<b>83,345</b>	<b>44,818</b>	<b>128,163</b>



SCRANTON

**CDBG Beneficiaries by Racial / Ethnic Category**

Housing-Non Housing	Race	Total Persons	Total Hispanic Persons	Total Households	Total Hispanic Households
Non Housing	White	1,488	515	0	0
	Black/African American	654	0	0	0
	Asian	101	0	0	0
	Native Hawaiian/Other Pacific Islander	5	0	0	0
	Black/African American & White	73	0	0	0
	Other multi-racial	219	0	0	0
	<b>Total Non Housing</b>	<b>2,540</b>	<b>515</b>	<b>0</b>	<b>0</b>
Grand Total	White	1,488	515	0	0
	Black/African American	654	0	0	0
	Asian	101	0	0	0
	Native Hawaiian/Other Pacific Islander	5	0	0	0
	Black/African American & White	73	0	0	0
	Other multi-racial	219	0	0	0
	<b>Total Grand Total</b>	<b>2,540</b>	<b>515</b>	<b>0</b>	<b>0</b>



SCRANTON

**CDBG Beneficiaries by Income Category**

Income Levels	Owner Occupied	Renter Occupied	Persons
Non Housing	0	0	460
Extremely Low (<=30%)	0	0	172
Low (>30% and <=50%)	0	0	68
Mod (>50% and <=80%)	0	0	700
Total Low-Mod	0	0	48
Non Low-Mod (>80%)	0	0	748
Total Beneficiaries	0	0	



Program Year: 2017

Start Date 01-Jan-2017 - End Date 31-Dec-2017

**SCRANTON**

**Home Disbursements and Unit Completions**

Activity Type	Disbursed Amount	Units Completed	Units Occupied
First Time Homebuyers	\$113,596.29	15	15
Existing Homeowners	\$238,252.50	4	4
Total, Homebuyers and Homeowners	\$351,848.79	19	19
<b>Grand Total</b>	<b>\$351,848.79</b>	<b>19</b>	<b>19</b>

**Home Unit Completions by Percent of Area Median Income**

Activity Type	Units Completed		
	51% - 60%	61% - 80%	Total 0% - 80%
First Time Homebuyers	2	13	2
Existing Homeowners	0	4	0
Total, Homebuyers and Homeowners	2	17	2
<b>Grand Total</b>	<b>2</b>	<b>17</b>	<b>2</b>

**Home Unit Reported As Vacant**

Activity Type	Reported as Vacant
First Time Homebuyers	0
Existing Homeowners	0
Total, Homebuyers and Homeowners	0
<b>Grand Total</b>	<b>0</b>



Program Year: 2017

Start Date 01-Jan-2017 - End Date 31-Dec-2017

**SCRANTON**

**Home Unit Completions by Racial / Ethnic Category**

	First Time Homebuyers		Existing Homeowners	
	Units Completed	Units Completed - Hispanics	Units Completed	Units Completed - Hispanics
White	11	0	2	0
Black/African American	1	0	1	0
Asian	1	0	0	0
Asian & White	1	0	0	0
Other multi-racial	1	0	1	1
<b>Total</b>	<b>15</b>	<b>0</b>	<b>4</b>	<b>1</b>

	Total, Homebuyers and Homeowners		Grand Total	
	Units Completed	Units Completed - Hispanics	Units Completed	Units Completed - Hispanics
White	13	0	13	0
Black/African American	2	0	2	0
Asian	1	0	1	0
Asian & White	1	0	1	0
Other multi-racial	2	1	2	1
<b>Total</b>	<b>19</b>	<b>1</b>	<b>19</b>	<b>1</b>



**Scranton, Pennsylvania**

**PR 25**

**Status of CHDO Funds by Fiscal Year**

**January 1, 2017 to December 31, 2017**

U.S. Department of Housing and Urban Development  
 Office of Community Planning and Development  
 Integrated Disbursement and Information System  
 PR 25 - Status of CHDO Funds by Fiscal Year Report  
 SCRANTON, PA

Funds Not Subgranted To CHDOS

Fiscal Year	Fund Type	Balance to Reserve
2017	CR	\$59,816.10
<b>Total For 2017 Funds (CR+CC+CL)</b>		<b>\$59,816.10</b>
<b>Total For 2017 Funds (CO)</b>		<b>\$0.00</b>

Funds Subgranted To CHDOS

Fiscal Year	CHDO Name	Fund Type	Amount Reserved	Amount Committed	Balance to Commit	% Committed Reserved	Amount Disbursed	% Disbursed Committed
2016	UNITED NEIGHBORHOOD COMMUNITY DEVELOPMENT CORPORATION	CR	\$138,059.29	\$138,059.29	\$0.00	100.0%	\$25,662.82	18.6%
<b>Total For 2016 Funds (CR+CC+CL)</b>			<b>\$138,059.29</b>	<b>\$138,059.29</b>	<b>\$0.00</b>	<b>100.0%</b>	<b>\$25,662.82</b>	<b>18.6%</b>
<b>Total For 2016 Funds (CO)</b>			<b>\$0.00</b>					

Funds Subgranted To CHDOS

Fiscal Year	CHDO Name	Fund Type	Amount Reserved	Amount Committed	Balance to Commit	% Committed Reserved	Amount Disbursed	% Disbursed Committed
2015	UNITED NEIGHBORHOOD COMMUNITY DEVELOPMENT CORPORATION	CR	\$115,990.14	\$56,211.45	\$59,778.69	48.5%	\$56,211.45	100.0%
<b>Fund Type Total for 2015</b>			<b>\$115,990.14</b>	<b>\$56,211.45</b>	<b>\$59,778.69</b>	<b>48.5%</b>	<b>\$56,211.45</b>	<b>100.0%</b>
<b>Total For 2015 Funds (CR+CC+CL)</b>			<b>\$115,990.14</b>					
<b>Total For 2015 Funds (CO)</b>			<b>\$0.00</b>					

Funds Not Subgranted To CHDOS

Fiscal Year	Fund Type	Balance to Reserve
2014	CR	\$122,849.90
<b>Total For 2014 Funds (CR+CC+CL)</b>		<b>\$122,849.90</b>
<b>Total For 2014 Funds (CO)</b>		<b>\$0.00</b>

U.S. Department of Housing and Urban Development  
 Office of Community Planning and Development  
 Integrated Disbursement and Information System  
 PR 25 - Status of CHDO Funds by Fiscal Year Report  
 SCRANTON, PA

Funds Subgranted To CHDOS

Fiscal Year	CHDO Name	Fund Type	Amount Reserved	Amount Committed	Balance to Commit	% Committed Reserved	Amount Disbursed	% Disbursed Committed
2013	UNITED NEIGHBORHOOD COMMUNITY DEVELOPMENT CORPORATION	CR	\$60,068.55	\$60,068.55	\$0.00	100.0%	\$60,068.55	100.0%
Fund Type Total for 2013			\$60,068.55	\$60,068.55	\$0.00	100.0%	\$60,068.55	100.0%

Total For 2013 Funds (CR+CC+CL)

Total For 2013 Funds (CO) \$0.00

Funds Subgranted To CHDOS

Fiscal Year	CHDO Name	Fund Type	Amount Reserved	Amount Committed	Balance to Commit	% Committed Reserved	Amount Disbursed	% Disbursed Committed
2012	UNITED NEIGHBORHOOD COMMUNITY DEVELOPMENT CORPORATION	CR	\$117,999.85	\$117,999.85	\$0.00	100.0%	\$117,999.85	100.0%
Fund Type Total for 2012			\$117,999.85	\$117,999.85	\$0.00	100.0%	\$117,999.85	100.0%

Total For 2012 Funds (CR+CC+CL)

Total For 2012 Funds (CO) \$0.00

Funds Subgranted To CHDOS

Fiscal Year	CHDO Name	Fund Type	Amount Reserved	Amount Committed	Balance to Commit	% Committed Reserved	Amount Disbursed	% Disbursed Committed
2011	LACKAWANNA NEIGHBORS UNITED NEIGHBORHOOD COMMUNITY DEVELOPMENT CORPORATION	CR	\$166,104.82	\$166,104.82	\$0.00	100.0%	\$166,104.82	100.0%
Fund Type Total for 2011			\$166,104.82	\$166,104.82	\$0.00	100.0%	\$166,104.82	100.0%

Total For 2011 Funds (CR+CC+CL)

Total For 2011 Funds (CO) \$0.00

Funds Subgranted To CHDOS

Fiscal Year	CHDO Name	Fund Type	Amount Reserved	Amount Committed	Balance to Commit	% Committed Reserved	Amount Disbursed	% Disbursed Committed
2010	LACKAWANNA NEIGHBORS	CR	\$104,463.10	\$104,463.10	\$0.00	100.0%	\$104,463.10	100.0%
Fund Type Total for 2010			\$104,463.10	\$104,463.10	\$0.00	100.0%	\$104,463.10	100.0%

Total For 2010 Funds (CR+CC+CL)

Total For 2010 Funds (CO) \$0.00

U.S. Department of Housing and Urban Development  
 Office of Community Planning and Development  
 Integrated Disbursement and Information System  
 PR 25 - Status of CHDO Funds by Fiscal Year Report  
 SCRANTON, PA



Funds Subgranted To CHDOS

Fiscal Year	CHDO Name	Fund Type	Amount Reserved	Amount Committed	Balance to Commit	% Reserved	% Committed	Amount Disbursed	% Disbursed
2009	LACKAWANNA NEIGHBORS	CR	\$104,923.95	\$104,923.95	\$0.00	100.0%	100.0%	\$104,923.95	100.0%
	<b>Fund Type Total for 2009</b>	CR	<b>\$104,923.95</b>	<b>\$104,923.95</b>	<b>\$0.00</b>	<b>100.0%</b>	<b>100.0%</b>	<b>\$104,923.95</b>	<b>100.0%</b>
	<b>Total For 2009 Funds (CR+CC+CL)</b>		<b>\$104,923.95</b>						
	<b>Total For 2009 Funds (CO)</b>		<b>\$0.00</b>						

Funds Subgranted To CHDOS

Fiscal Year	CHDO Name	Fund Type	Amount Reserved	Amount Committed	Balance to Commit	% Reserved	% Committed	Amount Disbursed	% Disbursed
2008	UNITED NEIGHBORHOOD COMMUNITY DEVELOPMENT CORPORATION	CL	\$9,422.75	\$9,422.75	\$0.00	100.0%	100.0%	\$9,422.75	100.0%
	<b>Fund Type Total for 2008</b>	CL	<b>\$9,422.75</b>	<b>\$9,422.75</b>	<b>\$0.00</b>	<b>100.0%</b>	<b>100.0%</b>	<b>\$9,422.75</b>	<b>100.0%</b>
	UNITED NEIGHBORHOOD COMMUNITY DEVELOPMENT CORPORATION	CR	\$84,804.70	\$84,804.70	\$0.00	100.0%	100.0%	\$84,804.70	100.0%
	<b>Fund Type Total for 2008</b>	CR	<b>\$84,804.70</b>	<b>\$84,804.70</b>	<b>\$0.00</b>	<b>100.0%</b>	<b>100.0%</b>	<b>\$84,804.70</b>	<b>100.0%</b>
	<b>Total For 2008 Funds (CR+CC+CL)</b>		<b>\$94,227.45</b>						
	<b>Total For 2008 Funds (CO)</b>		<b>\$0.00</b>						

Funds Subgranted To CHDOS

Fiscal Year	CHDO Name	Fund Type	Amount Reserved	Amount Committed	Balance to Commit	% Reserved	% Committed	Amount Disbursed	% Disbursed
2007	LACKAWANNA NEIGHBORS	CR	\$97,203.60	\$97,203.60	\$0.00	100.0%	100.0%	\$97,203.60	100.0%
	<b>Fund Type Total for 2007</b>	CR	<b>\$97,203.60</b>	<b>\$97,203.60</b>	<b>\$0.00</b>	<b>100.0%</b>	<b>100.0%</b>	<b>\$97,203.60</b>	<b>100.0%</b>
	<b>Total For 2007 Funds (CR+CC+CL)</b>		<b>\$97,203.60</b>						
	<b>Total For 2007 Funds (CO)</b>		<b>\$0.00</b>						

Funds Subgranted To CHDOS

Fiscal Year	CHDO Name	Fund Type	Amount Reserved	Amount Committed	Balance to Commit	% Reserved	% Committed	Amount Disbursed	% Disbursed
2006	LACKAWANNA NEIGHBORS	CR	\$105,000.00	\$105,000.00	\$0.00	100.0%	100.0%	\$105,000.00	100.0%
	<b>Fund Type Total for 2006</b>	CR	<b>\$105,000.00</b>	<b>\$105,000.00</b>	<b>\$0.00</b>	<b>100.0%</b>	<b>100.0%</b>	<b>\$105,000.00</b>	<b>100.0%</b>
	<b>Total For 2006 Funds (CR+CC+CL)</b>		<b>\$105,000.00</b>						
	<b>Total For 2006 Funds (CO)</b>		<b>\$0.00</b>						



Funds Subgranted To CHDOS

Fiscal Year	CHDO Name	Fund Type	Amount Reserved	Amount Committed	Balance to Commit	Amount Reserved	Amount Committed	% Reserved	% Committed	Amount Disbursed	Amount Committed	% Disbursed
2005	LACKAWANNA NEIGHBORS	CR	\$117,000.00	\$117,000.00	\$0.00	\$117,000.00	\$117,000.00	100.0%	100.0%	\$117,000.00	\$117,000.00	100.0%
	<b>Fund Type Total for 2005</b>	CR	\$117,000.00	\$117,000.00	\$0.00	\$117,000.00	\$117,000.00	100.0%	100.0%	\$117,000.00	\$117,000.00	100.0%

Total For 2005 Funds (CR+CC+CL) \$117,000.00

Total For 2005 Funds (CO) \$0.00

Funds Subgranted To CHDOS

Fiscal Year	CHDO Name	Fund Type	Amount Reserved	Amount Committed	Balance to Commit	Amount Reserved	Amount Committed	% Reserved	% Committed	Amount Disbursed	Amount Committed	% Disbursed
2004	NEIGHBORHOOD HOUSING SERVICES OF LACKAWANNA COUNTY	CR	\$108,524.00	\$108,524.00	\$0.00	\$108,524.00	\$108,524.00	100.0%	100.0%	\$108,524.00	\$108,524.00	100.0%
	<b>Fund Type Total for 2004</b>	CR	\$108,524.00	\$108,524.00	\$0.00	\$108,524.00	\$108,524.00	100.0%	100.0%	\$108,524.00	\$108,524.00	100.0%

Total For 2004 Funds (CR+CC+CL) \$108,524.00

Total For 2004 Funds (CO) \$0.00

Funds Subgranted To CHDOS

Fiscal Year	CHDO Name	Fund Type	Amount Reserved	Amount Committed	Balance to Commit	Amount Reserved	Amount Committed	% Reserved	% Committed	Amount Disbursed	Amount Committed	% Disbursed
2003	LACKAWANNA NEIGHBORS	CR	\$108,524.00	\$108,524.00	\$0.00	\$108,524.00	\$108,524.00	100.0%	100.0%	\$108,524.00	\$108,524.00	100.0%
	<b>Fund Type Total for 2003</b>	CR	\$108,524.00	\$108,524.00	\$0.00	\$108,524.00	\$108,524.00	100.0%	100.0%	\$108,524.00	\$108,524.00	100.0%

Total For 2003 Funds (CR+CC+CL) \$108,524.00

Total For 2003 Funds (CO) \$0.00

Funds Subgranted To CHDOS

Fiscal Year	CHDO Name	Fund Type	Amount Reserved	Amount Committed	Balance to Commit	Amount Reserved	Amount Committed	% Reserved	% Committed	Amount Disbursed	Amount Committed	% Disbursed
2002	LACKAWANNA NEIGHBORS	CR	\$116,550.00	\$116,550.00	\$0.00	\$116,550.00	\$116,550.00	100.0%	100.0%	\$116,550.00	\$116,550.00	100.0%
	<b>Fund Type Total for 2002</b>	CR	\$116,550.00	\$116,550.00	\$0.00	\$116,550.00	\$116,550.00	100.0%	100.0%	\$116,550.00	\$116,550.00	100.0%

Total For 2002 Funds (CR+CC+CL) \$116,550.00

Total For 2002 Funds (CO) \$0.00



Funds Subgranted To CHDOS

Fiscal Year	CHDO Name	Fund Type	Amount Reserved	Amount Committed	Balance to Commit	Amount Reserved	Amount Committed	% Reserved	% Committed	Amount Disbursed	Amount Committed	% Disbursed
2001	LACKAWANNA NEIGHBORS	CR	\$116,850.00	\$116,850.00	\$0.00	\$116,850.00	\$116,850.00	100.0%	100.0%	\$116,850.00	\$116,850.00	100.0%
Fund Type Total for 2001			\$116,850.00	\$116,850.00	\$0.00	\$116,850.00	\$116,850.00	100.0%	100.0%	\$116,850.00	\$116,850.00	100.0%

Total For 2001 Funds (CR+CC+CL) \$116,850.00

Total For 2001 Funds (CO) \$0.00

Funds Subgranted To CHDOS

Fiscal Year	CHDO Name	Fund Type	Amount Reserved	Amount Committed	Balance to Commit	Amount Reserved	Amount Committed	% Reserved	% Committed	Amount Disbursed	Amount Committed	% Disbursed
2000	LACKAWANNA NEIGHBORS	CR	\$105,000.00	\$105,000.00	\$0.00	\$105,000.00	\$105,000.00	100.0%	100.0%	\$105,000.00	\$105,000.00	100.0%
Fund Type Total for 2000			\$105,000.00	\$105,000.00	\$0.00	\$105,000.00	\$105,000.00	100.0%	100.0%	\$105,000.00	\$105,000.00	100.0%

Total For 2000 Funds (CR+CC+CL) \$105,000.00

Total For 2000 Funds (CO) \$0.00

Funds Subgranted To CHDOS

Fiscal Year	CHDO Name	Fund Type	Amount Reserved	Amount Committed	Balance to Commit	Amount Reserved	Amount Committed	% Reserved	% Committed	Amount Disbursed	Amount Committed	% Disbursed
1999	SCRANTON NEIGHBORS, INC.	CR	\$104,850.00	\$104,850.00	\$0.00	\$104,850.00	\$104,850.00	100.0%	100.0%	\$104,850.00	\$104,850.00	100.0%
Fund Type Total for 1999			\$104,850.00	\$104,850.00	\$0.00	\$104,850.00	\$104,850.00	100.0%	100.0%	\$104,850.00	\$104,850.00	100.0%

Total For 1999 Funds (CR+CC+CL) \$104,850.00

Total For 1999 Funds (CO) \$0.00

Funds Subgranted To CHDOS

Fiscal Year	CHDO Name	Fund Type	Amount Reserved	Amount Committed	Balance to Commit	Amount Reserved	Amount Committed	% Reserved	% Committed	Amount Disbursed	Amount Committed	% Disbursed
1998	LACKAWANNA HOUSING DEVELOPMENT CORP	CR	\$73,746.50	\$73,746.50	\$0.00	\$73,746.50	\$73,746.50	100.0%	100.0%	\$73,746.50	\$73,746.50	100.0%
	LACKAWANNA NEIGHBORS	CR	\$23,753.50	\$23,753.50	\$0.00	\$23,753.50	\$23,753.50	100.0%	100.0%	\$23,753.50	\$23,753.50	100.0%
Fund Type Total for 1998			\$97,500.00	\$97,500.00	\$0.00	\$97,500.00	\$97,500.00	100.0%	100.0%	\$97,500.00	\$97,500.00	100.0%

Total For 1998 Funds (CR+CC+CL) \$97,500.00

Total For 1998 Funds (CO) \$0.00

U.S. Department of Housing and Urban Development  
 Office of Community Planning and Development  
 Integrated Disbursement and Information System  
 PR 25 - Status of CHDO Funds by Fiscal Year Report  
 SCRANTON, PA

**Funds Subgranted To CHDOS**

Fiscal Year	CHDO Name	Fund Type	Amount Reserved	Amount Committed	Balance to Commit	% Committed Reserved	Amount Disbursed	% Disbursed Committed
1997	LACKAWANNA HOUSING DEVELOPMENT CORP	CR	\$45,000.00	\$45,000.00	\$0.00	100.0%	\$45,000.00	100.0%
	SCRANTON NEIGHBORS, INC.	CR	\$46,050.00	\$46,050.00	\$0.00	100.0%	\$46,050.00	100.0%
	<b>Fund Type Total for 1997</b>	CR	<b>\$91,050.00</b>	<b>\$91,050.00</b>	<b>\$0.00</b>	<b>100.0%</b>	<b>\$91,050.00</b>	<b>100.0%</b>
	<b>Total For 1997 Funds (CR+CC+CL)</b>		<b>\$91,050.00</b>					
	<b>Total For 1997 Funds (CO)</b>		<b>\$0.00</b>					

**Funds Subgranted To CHDOS**

Fiscal Year	CHDO Name	Fund Type	Amount Reserved	Amount Committed	Balance to Commit	% Committed Reserved	Amount Disbursed	% Disbursed Committed
1996	NORTHEAST PA CENTER FOR INDEPENDENT LIVING	CR	\$51,450.00	\$51,450.00	\$0.00	100.0%	\$51,450.00	100.0%
	SCRANTON NEIGHBORS, INC.	CR	\$41,550.00	\$41,550.00	\$0.00	100.0%	\$41,550.00	100.0%
	<b>Fund Type Total for 1996</b>	CR	<b>\$93,000.00</b>	<b>\$93,000.00</b>	<b>\$0.00</b>	<b>100.0%</b>	<b>\$93,000.00</b>	<b>100.0%</b>
	<b>Total For 1996 Funds (CR+CC+CL)</b>		<b>\$93,000.00</b>					
	<b>Total For 1996 Funds (CO)</b>		<b>\$0.00</b>					

**Funds Subgranted To CHDOS**

Fiscal Year	CHDO Name	Fund Type	Amount Reserved	Amount Committed	Balance to Commit	% Committed Reserved	Amount Disbursed	% Disbursed Committed
1995	LACKAWANNA HOUSING DEVELOPMENT CORP	CR	\$51,900.00	\$51,900.00	\$0.00	100.0%	\$51,900.00	100.0%
	SCRANTON NEIGHBORS, INC.	CR	\$51,000.00	\$51,000.00	\$0.00	100.0%	\$51,000.00	100.0%
	<b>Fund Type Total for 1995</b>	CR	<b>\$102,900.00</b>	<b>\$102,900.00</b>	<b>\$0.00</b>	<b>100.0%</b>	<b>\$102,900.00</b>	<b>100.0%</b>
	<b>Total For 1995 Funds (CR+CC+CL)</b>		<b>\$102,900.00</b>					
	<b>Total For 1995 Funds (CO)</b>		<b>\$0.00</b>					

Funds Subgranted To CHDOS

Fiscal Year	CHDO Name	Fund Type	Amount Reserved	Amount Committed	Balance to Commit	Committed Reserved	Amount Disbursed	% Committed	% Disbursed
1994	HILL NEIGHBORHOOD ASSOCIATION	CR	\$55,550.00	\$55,550.00	\$0.00	100.0%	\$55,550.00	100.0%	100.0%
	LACKAWANNA HOUSING DEVELOPMENT CORP	CR	\$40,000.00	\$40,000.00	\$0.00	100.0%	\$40,000.00	100.0%	100.0%
	<b>Fund Type Total for 1994</b>	<b>CR</b>	<b>\$95,550.00</b>	<b>\$95,550.00</b>	<b>\$0.00</b>	<b>100.0%</b>	<b>\$95,550.00</b>	<b>100.0%</b>	<b>100.0%</b>
	<b>Total For 1994 Funds (CR+CC+CL)</b>		<b>\$95,550.00</b>						
	<b>Total For 1994 Funds (CO)</b>		<b>\$0.00</b>						

Funds Subgranted To CHDOS

Fiscal Year	CHDO Name	Fund Type	Amount Reserved	Amount Committed	Balance to Commit	Committed Reserved	Amount Disbursed	% Committed	% Disbursed
1993	LACKAWANNA HOUSING DEVELOPMENT CORP	CR	\$66,450.00	\$66,450.00	\$0.00	100.0%	\$66,450.00	100.0%	100.0%
	<b>Fund Type Total for 1993</b>	<b>CR</b>	<b>\$66,450.00</b>	<b>\$66,450.00</b>	<b>\$0.00</b>	<b>100.0%</b>	<b>\$66,450.00</b>	<b>100.0%</b>	<b>100.0%</b>
	<b>Total For 1993 Funds (CR+CC+CL)</b>		<b>\$66,450.00</b>						
	<b>Total For 1993 Funds (CO)</b>		<b>\$0.00</b>						

Funds Subgranted To CHDOS

Fiscal Year	CHDO Name	Fund Type	Amount Reserved	Amount Committed	Balance to Commit	Committed Reserved	Amount Disbursed	% Committed	% Disbursed
1992	NORTHEAST PA CENTER FOR INDEPENDENT LIVING	CR	\$112,500.00	\$112,500.00	\$0.00	100.0%	\$112,500.00	100.0%	100.0%
	<b>Fund Type Total for 1992</b>	<b>CR</b>	<b>\$112,500.00</b>	<b>\$112,500.00</b>	<b>\$0.00</b>	<b>100.0%</b>	<b>\$112,500.00</b>	<b>100.0%</b>	<b>100.0%</b>
	<b>Total For 1992 Funds (CR+CC+CL)</b>		<b>\$112,500.00</b>						
	<b>Total For 1992 Funds (CO)</b>		<b>\$0.00</b>						

Total For All Years ( Subgranted to CHDOS )

\$2,548,345.93

Total For All Years ( Not Subgranted to CHDOS )

\$182,666.00

Grand Total

\$2,731,011.93



**Scranton, Pennsylvania**

**PR 26**

**CDBG Financial Summary Report**

**January 1, 2017 to December 31, 2017**



Office of Community Planning and Development  
U.S. Department of Housing and Urban Development  
Integrated Disbursement and Information System  
PR26 - CDBG Financial Summary Report  
Program Year 2017  
SCRANTON , PA

DATE: 03-09-18  
TIME: 12:08  
PAGE: 1

**PART I: SUMMARY OF CDBG RESOURCES**

01 UNEXPENDED CDBG FUNDS AT END OF PREVIOUS PROGRAM YEAR	3,311,807.42
02 ENTITLEMENT GRANT	2,453,897.00
03 SURPLUS URBAN RENEWAL	0.00
04 SECTION 108 GUARANTEED LOAN FUNDS	0.00
05 CURRENT YEAR PROGRAM INCOME	205,809.55
05a CURRENT YEAR SECTION 108 PROGRAM INCOME (FOR SI TYPE)	0.00
06 FUNDS RETURNED TO THE LINE-OF-CREDIT	0.00
06a FUNDS RETURNED TO THE LOCAL CDBG ACCOUNT	0.00
07 ADJUSTMENT TO COMPUTE TOTAL AVAILABLE	0.00
08 TOTAL AVAILABLE (SUM, LINES 01-07)	5,971,513.97

**PART II: SUMMARY OF CDBG EXPENDITURES**

09 DISBURSEMENTS OTHER THAN SECTION 108 REPAYMENTS AND PLANNING/ADMINISTRATION	1,249,645.10
10 ADJUSTMENT TO COMPUTE TOTAL AMOUNT SUBJECT TO LOW/MOD BENEFIT	0.00
11 AMOUNT SUBJECT TO LOW/MOD BENEFIT (LINE 09 + LINE 10)	1,249,645.10
12 DISBURSED IN IDIS FOR PLANNING/ADMINISTRATION	463,703.02
13 DISBURSED IN IDIS FOR SECTION 108 REPAYMENTS	453,079.30
14 ADJUSTMENT TO COMPUTE TOTAL EXPENDITURES	0.00
15 TOTAL EXPENDITURES (SUM, LINES 11-14)	2,166,427.42
16 UNEXPENDED BALANCE (LINE 08 - LINE 15)	3,805,086.55

**PART III: LOWMOD BENEFIT THIS REPORTING PERIOD**

17 EXPENDED FOR LOW/MOD HOUSING IN SPECIAL AREAS	0.00
18 EXPENDED FOR LOW/MOD MULTI-UNIT HOUSING	0.00
19 DISBURSED FOR OTHER LOW/MOD ACTIVITIES	1,045,122.61
20 ADJUSTMENT TO COMPUTE TOTAL LOW/MOD CREDIT	0.00
21 TOTAL LOW/MOD CREDIT (SUM, LINES 17-20)	1,045,122.61
22 PERCENT LOW/MOD CREDIT (LINE 21/LINE 11)	83.63%

**LOW/MOD BENEFIT FOR MULTI-YEAR CERTIFICATIONS**

23 PROGRAM YEARS(PY) COVERED IN CERTIFICATION	PY: PY: PY:
24 CUMULATIVE NET EXPENDITURES SUBJECT TO LOW/MOD BENEFIT CALCULATION	0.00
25 CUMULATIVE EXPENDITURES BENEFITING LOW/MOD PERSONS	0.00
26 PERCENT BENEFIT TO LOW/MOD PERSONS (LINE 25/LINE 24)	0.00%

**PART IV: PUBLIC SERVICE (PS) CAP CALCULATIONS**

27 DISBURSED IN IDIS FOR PUBLIC SERVICES	291,758.74
28 PS UNLIQUIDATED OBLIGATIONS AT END OF CURRENT PROGRAM YEAR	19,633.74
29 PS UNLIQUIDATED OBLIGATIONS AT END OF PREVIOUS PROGRAM YEAR	39,941.44
30 ADJUSTMENT TO COMPUTE TOTAL PS OBLIGATIONS	0.00
31 TOTAL PS OBLIGATIONS (LINE 27 + LINE 28 - LINE 29 + LINE 30)	271,451.04
32 ENTITLEMENT GRANT	2,453,897.00
33 PRIOR YEAR PROGRAM INCOME	319,681.04
34 ADJUSTMENT TO COMPUTE TOTAL SUBJECT TO PS CAP	0.00
35 TOTAL SUBJECT TO PS CAP (SUM, LINES 32-34)	2,773,578.04
36 PERCENT FUNDS OBLIGATED FOR PS ACTIVITIES (LINE 31/LINE 35)	9.79%

**PART V: PLANNING AND ADMINISTRATION (PA) CAP**

37 DISBURSED IN IDIS FOR PLANNING/ADMINISTRATION	463,703.02
38 PA UNLIQUIDATED OBLIGATIONS AT END OF CURRENT PROGRAM YEAR	27,507.56
39 PA UNLIQUIDATED OBLIGATIONS AT END OF PREVIOUS PROGRAM YEAR	78,530.81
40 ADJUSTMENT TO COMPUTE TOTAL PA OBLIGATIONS	0.00
41 TOTAL PA OBLIGATIONS (LINE 37 + LINE 38 - LINE 39 +LINE 40)	412,679.77
42 ENTITLEMENT GRANT	2,453,897.00
43 CURRENT YEAR PROGRAM INCOME	205,809.55
44 ADJUSTMENT TO COMPUTE TOTAL SUBJECT TO PA CAP	0.00
45 TOTAL SUBJECT TO PA CAP (SUM, LINES 42-44)	2,659,706.55
46 PERCENT FUNDS OBLIGATED FOR PA ACTIVITIES (LINE 41/LINE 45)	15.52%



**LINE 17 DETAIL: ACTIVITIES TO CONSIDER IN DETERMINING THE AMOUNT TO ENTER ON LINE 17**

Report returned no data.

**LINE 18 DETAIL: ACTIVITIES TO CONSIDER IN DETERMINING THE AMOUNT TO ENTER ON LINE 18**

Report returned no data.

**LINE 19 DETAIL: ACTIVITIES INCLUDED IN THE COMPUTATION OF LINE 19**

Plan Year	IDIS Project	IDIS Activity	Voucher Number	Activity Name	Matrix Code	National Objective	Drawn Amount
2015	10	2294	6000796	Bellvue Youth Center	03D	LMC	\$282.50
					<b>03D</b>	<b>Matrix Code</b>	<b>\$282.50</b>
2016	10	2358	5998498	Weston Park Senior Little League Storage Building	03F	LMA	\$52.25
2016	10	2358	6003576	Weston Park Senior Little League Storage Building	03F	LMA	\$3,370.00
2016	10	2358	6005371	Weston Park Senior Little League Storage Building	03F	LMA	\$30.00
2016	11	2357	5998498	Marvin Dutch Gap Little League Improvements "Path Way & Parking"	03F	LMA	\$2,050.00
2016	11	2357	6007912	Marvin Dutch Gap Little League Improvements "Path Way & Parking"	03F	LMA	\$226.80
2016	11	2357	6012946	Marvin Dutch Gap Little League Improvements "Path Way & Parking"	03F	LMA	\$1,033.54
2016	11	2357	6033056	Marvin Dutch Gap Little League Improvements "Path Way & Parking"	03F	LMA	\$38,813.25
2016	11	2357	6035974	Marvin Dutch Gap Little League Improvements "Path Way & Parking"	03F	LMA	\$1,975.00
2016	11	2357	6044903	Marvin Dutch Gap Little League Improvements "Path Way & Parking"	03F	LMA	\$7,635.00
					<b>03F</b>	<b>Matrix Code</b>	<b>\$55,185.84</b>
2010	6	2039	6017376	Rockwell Avenue Bridge	03K	LMA	\$90,700.64
2010	6	2039	6027925	Rockwell Avenue Bridge	03K	LMA	\$627.09
2010	6	2039	6033056	Rockwell Avenue Bridge	03K	LMA	\$24,926.41
2010	6	2039	6035974	Rockwell Avenue Bridge	03K	LMA	\$32,898.31
2010	6	2039	6042925	Rockwell Avenue Bridge	03K	LMA	\$33,761.68
2010	6	2039	6060233	Rockwell Avenue Bridge	03K	LMA	\$5,902.05
2010	6	2039	6099661	Rockwell Avenue Bridge	03K	LMA	\$151.76
2010	6	2039	6104766	Rockwell Avenue Bridge	03K	LMA	\$24,340.27
2016	17	2373	6014969	Re-Construction of City Streets to include Handicapped Curb Cuts	03K	LMA	\$94.56
2016	17	2373	6019600	Re-Construction of City Streets to include Handicapped Curb Cuts	03K	LMA	\$1,020.10
2016	17	2373	6026207	Re-Construction of City Streets to include Handicapped Curb Cuts	03K	LMA	\$35.46
2016	17	2373	6030663	Re-Construction of City Streets to include Handicapped Curb Cuts	03K	LMA	\$8,280.00
2016	17	2373	6048935	Re-Construction of City Streets to include Handicapped Curb Cuts	03K	LMA	\$327,987.00
2016	17	2373	6048967	Re-Construction of City Streets to include Handicapped Curb Cuts	03K	LMA	\$1,600.00
2016	17	2373	6051294	Re-Construction of City Streets to include Handicapped Curb Cuts	03K	LMA	\$12,258.00
2017	3	2381	6073398	Re-Construction of City Streets to include Handicapped Curb Cuts	03K	LMA	\$1,447.62
2017	3	2381	6085098	Re-Construction of City Streets to include Handicapped Curb Cuts	03K	LMA	\$8,694.00
					<b>03K</b>	<b>Matrix Code</b>	<b>\$574,724.95</b>
2017	5	2398	6091987	New Pumper Fire Truck Engine # 7	03O	LMA	\$100,000.00
					<b>03O</b>	<b>Matrix Code</b>	<b>\$100,000.00</b>
2016	12	2348	6000796	St. Joseph's Ctr. Mother Infant Program	05	LMC	\$4,950.00
					<b>05</b>	<b>Matrix Code</b>	<b>\$4,950.00</b>
2016	14	2349	6000796	UNC Bellevue Youth Center	05D	LMC	\$947.93



Office of Community Planning and Development  
 U.S. Department of Housing and Urban Development  
 Integrated Disbursement and Information System  
 PR26 - CDBG Financial Summary Report  
 Program Year 2017  
 SCRANTON, PA

DATE: 03-09-18  
 TIME: 12:08  
 PAGE: 3

Plan Year	IDIS Project	IDIS Activity	Voucher Number	Activity Name	Matrix Code	National Objective	Drawn Amount	
2016	14	2349	6012946	UNC Bellevue Youth Center	05D	LMC	\$1,175.71	
2016	14	2349	6014969	UNC Bellevue Youth Center	05D	LMC	\$2,756.91	
2016	14	2349	6026207	UNC Bellevue Youth Center	05D	LMC	\$1,206.09	
2016	14	2349	6035974	UNC Bellevue Youth Center	05D	LMC	\$941.13	
2016	14	2349	6075680	UNC Bellevue Youth Center	05D	LMC	\$1,321.49	
2016	14	2349	6077190	UNC Bellevue Youth Center	05D	LMC	\$900.74	
2017	4	2396	6102346	UNC Bellevue Center - 2017	05D	LMC	\$344.86	
2017	4	2396	6104766	UNC Bellevue Center - 2017	05D	LMC	\$1,128.51	
2017	4	2396	6107738	UNC Bellevue Center - 2017	05D	LMC	\$1,423.79	
2017	4	2397	6098131	UNC Project Hope - 2017	05D	LMC	\$40,000.00	
					<b>05D</b>	<b>Matrix Code</b>	<b>\$52,147.16</b>	
2016	9	2347	6091651	Catherine McAuley Ctr. Rental Assistance	05G	LMC	\$769.50	
2016	9	2347	6096694	Catherine McAuley Ctr. Rental Assistance	05G	LMC	\$240.00	
2016	9	2347	6104766	Catherine McAuley Ctr. Rental Assistance	05G	LMC	\$336.00	
					<b>05G</b>	<b>Matrix Code</b>	<b>\$1,345.50</b>	
2016	16	2353	5998498	UNC SCOLA	05H	LMC	\$683.02	
2016	16	2353	6012946	UNC SCOLA	05H	LMC	\$2,980.44	
2016	16	2353	6026207	UNC SCOLA	05H	LMC	\$1,241.85	
2016	16	2353	6040434	UNC SCOLA	05H	LMC	\$503.97	
2016	16	2353	6044903	UNC SCOLA	05H	LMC	\$629.15	
2016	16	2353	6075680	UNC SCOLA	05H	LMC	\$2,337.92	
2016	16	2353	6083280	UNC SCOLA	05H	LMC	\$252.72	
					<b>05H</b>	<b>Matrix Code</b>	<b>\$8,629.07</b>	
2016	7	2352	5998498	Neighborhood Police Patrol	05I	LMA	\$7,817.69	
2016	7	2352	6003576	Neighborhood Police Patrol	05I	LMA	\$8,737.87	
2016	7	2352	6007912	Neighborhood Police Patrol	05I	LMA	\$7,840.88	
2016	7	2352	6017376	Neighborhood Police Patrol	05I	LMA	\$6,923.77	
2016	7	2352	6022113	Neighborhood Police Patrol	05I	LMA	\$9,819.18	
2016	7	2352	6027925	Neighborhood Police Patrol	05I	LMA	\$19,606.88	
2016	7	2352	6033056	Neighborhood Police Patrol	05I	LMA	\$9,709.03	
2016	7	2352	6040434	Neighborhood Police Patrol	05I	LMA	\$9,819.14	
2016	7	2352	6042925	Neighborhood Police Patrol	05I	LMA	\$27,789.49	
2016	7	2352	6048935	Neighborhood Police Patrol	05I	LMA	\$9,724.75	
2016	7	2352	6053819	Neighborhood Police Patrol	05I	LMA	\$8,465.40	
2016	7	2352	6060233	Neighborhood Police Patrol	05I	LMA	\$8,528.37	
2016	7	2352	6073398	Neighborhood Police Patrol	05I	LMA	\$14,901.85	
2016	7	2352	6075680	Neighborhood Police Patrol	05I	LMA	\$13,758.71	
2016	7	2352	6079015	Neighborhood Police Patrol	05I	LMA	\$6,137.92	
2016	7	2352	6083280	Neighborhood Police Patrol	05I	LMA	\$7,553.19	
2016	7	2352	6088809	Neighborhood Police Patrol	05I	LMA	\$11,172.45	
2016	7	2352	6096694	Neighborhood Police Patrol	05I	LMA	\$11,836.51	
2016	7	2352	6104766	Neighborhood Police Patrol	05I	LMA	\$12,714.51	
					<b>05I</b>	<b>Matrix Code</b>	<b>\$212,857.59</b>	
2016	2	2338	6005371	Diversified Disaster Recovery Services, Inc. dba Site 2, LLC	18A	LMJ	\$35,000.00	
					<b>18A</b>	<b>Matrix Code</b>	<b>\$35,000.00</b>	
<b>Total</b>								<b>\$1,045,122.61</b>

**LINE 27 DETAIL: ACTIVITIES INCLUDED IN THE COMPUTATION OF LINE 27**

Plan Year	IDIS Project	IDIS Activity	Voucher Number	Activity Name	Matrix Code	National Objective	Drawn Amount
2016	12	2348	6000796	St. Joseph's Ctr. Mother Infant Program	05	LMC	\$4,950.00
					<b>05</b>	<b>Matrix Code</b>	<b>\$4,950.00</b>
2016	14	2349	6000796	UNC Bellevue Youth Center	05D	LMC	\$947.93
2016	14	2349	6012946	UNC Bellevue Youth Center	05D	LMC	\$1,175.71
2016	14	2349	6014969	UNC Bellevue Youth Center	05D	LMC	\$2,756.91



Office of Community Planning and Development  
 U.S. Department of Housing and Urban Development  
 Integrated Disbursement and Information System  
 PR26 - CDBG Financial Summary Report  
 Program Year 2017  
 SCRANTON , PA

DATE: 03-09-10  
 TIME: 12:08  
 PAGE: 4

Plan Year	IDIS Project	IDIS Activity	Voucher Number	Activity Name	Matrix Code	National Objective	Drawn Amount
2016	14	2349	6026207	UNC Bellevue Youth Center	05D	LMC	\$1,206.09
2016	14	2349	6035974	UNC Bellevue Youth Center	05D	LMC	\$941.13
2016	14	2349	6075680	UNC Bellevue Youth Center	05D	LMC	\$1,321.49
2016	14	2349	6077190	UNC Bellevue Youth Center	05D	LMC	\$900.74
2017	4	2396	6102346	UNC Bellevue Center - 2017	05D	LMC	\$344.86
2017	4	2396	6104766	UNC Bellevue Center - 2017	05D	LMC	\$1,128.51
2017	4	2396	6107738	UNC Bellevue Center - 2017	05D	LMC	\$1,423.79
2017	4	2397	6098131	UNC Project Hope - 2017	05D	LMC	\$40,000.00
					<b>05D</b>	<b>Matrix Code</b>	<b>\$52,147.16</b>
2016	9	2347	6091651	Catherine McAuley Ctr. Rental Assistance	05G	LMC	\$769.50
2016	9	2347	6096694	Catherine McAuley Ctr. Rental Assistance	05G	LMC	\$240.00
2016	9	2347	6104766	Catherine McAuley Ctr. Rental Assistance	05G	LMC	\$336.00
					<b>05G</b>	<b>Matrix Code</b>	<b>\$1,345.50</b>
2016	16	2353	5998498	UNC SCOLA	05H	LMC	\$683.02
2016	16	2353	6012946	UNC SCOLA	05H	LMC	\$2,980.44
2016	16	2353	6026207	UNC SCOLA	05H	LMC	\$1,241.85
2016	16	2353	6040434	UNC SCOLA	05H	LMC	\$503.97
2016	16	2353	6044903	UNC SCOLA	05H	LMC	\$629.15
2016	16	2353	6075680	UNC SCOLA	05H	LMC	\$2,337.92
2016	16	2353	6083280	UNC SCOLA	05H	LMC	\$252.72
					<b>05H</b>	<b>Matrix Code</b>	<b>\$8,629.07</b>
2016	7	2352	5998498	Neighborhood Police Patrol	05I	LMA	\$7,817.69
2016	7	2352	6003576	Neighborhood Police Patrol	05I	LMA	\$8,737.87
2016	7	2352	6007912	Neighborhood Police Patrol	05I	LMA	\$7,840.88
2016	7	2352	6017376	Neighborhood Police Patrol	05I	LMA	\$6,923.77
2016	7	2352	6022113	Neighborhood Police Patrol	05I	LMA	\$9,819.18
2016	7	2352	6027925	Neighborhood Police Patrol	05I	LMA	\$19,606.88
2016	7	2352	6033056	Neighborhood Police Patrol	05I	LMA	\$9,709.03
2016	7	2352	6040434	Neighborhood Police Patrol	05I	LMA	\$9,819.14
2016	7	2352	6042925	Neighborhood Police Patrol	05I	LMA	\$27,789.49
2016	7	2352	6048935	Neighborhood Police Patrol	05I	LMA	\$9,724.75
2016	7	2352	6053819	Neighborhood Police Patrol	05I	LMA	\$8,465.40
2016	7	2352	6060233	Neighborhood Police Patrol	05I	LMA	\$8,528.37
2016	7	2352	6073398	Neighborhood Police Patrol	05I	LMA	\$14,901.85
2016	7	2352	6075680	Neighborhood Police Patrol	05I	LMA	\$13,758.71
2016	7	2352	6079015	Neighborhood Police Patrol	05I	LMA	\$6,137.92
2016	7	2352	6083280	Neighborhood Police Patrol	05I	LMA	\$7,553.19
2016	7	2352	6088809	Neighborhood Police Patrol	05I	LMA	\$11,172.45
2016	7	2352	6096694	Neighborhood Police Patrol	05I	LMA	\$11,836.51
2016	7	2352	6104766	Neighborhood Police Patrol	05I	LMA	\$12,714.51
					<b>05I</b>	<b>Matrix Code</b>	<b>\$212,857.59</b>
2014	18	2270	6007912	UNC Condemnation Program	05Q	SBA	\$1,661.75
2014	18	2270	6019600	UNC Condemnation Program	05Q	SBA	\$4,414.47
2014	18	2270	6038002	UNC Condemnation Program	05Q	SBA	\$2,679.50
2014	18	2270	6069347	UNC Condemnation Program	05Q	SBA	\$954.50
2014	18	2270	6083280	UNC Condemnation Program	05Q	SBA	\$2,119.20
					<b>05Q</b>	<b>Matrix Code</b>	<b>\$11,829.42</b>
<b>Total</b>							<b>\$291,758.74</b>

LINE 37 DETAIL: ACTIVITIES INCLUDED IN THE COMPUTATION OF LINE 37

Plan Year	IDIS Project	IDIS Activity	Voucher Number	Activity Name	Matrix Code	National Objective	Drawn Amount
2016	1	2342	5998498	CDBG Administration 2016	21A		\$2,708.38
2016	1	2342	5998501	CDBG Administration 2016	21A		\$50,406.91
2016	1	2342	5998614	CDBG Administration 2016	21A		\$399.67



Office of Community Planning and Development  
U.S. Department of Housing and Urban Development  
Integrated Disbursement and Information System  
PR26 - CDBG Financial Summary Report  
Program Year 2017  
SCRANTON , PA

DATE: 03-09-18  
TIME: 12:08  
PAGE: 5

Plan Year	IDIS Project	IDIS Activity	Voucher Number	Activity Name	Matrix Code	National Objective	Drawn Amount
2016	1	2342	6000796	CDBG Administration 2016	21A		\$241.92
2016	1	2342	6003576	CDBG Administration 2016	21A		\$266.57
2016	1	2342	6005371	CDBG Administration 2016	21A		\$13,371.56
2016	1	2342	6007912	CDBG Administration 2016	21A		\$13,195.30
2016	1	2342	6008606	CDBG Administration 2016	21A		\$863.47
2016	1	2342	6009087	CDBG Administration 2016	21A		\$881.82
2016	1	2342	6010621	CDBG Administration 2016	21A		\$333.57
2016	1	2342	6012946	CDBG Administration 2016	21A		\$23,931.81
2016	1	2342	6014996	CDBG Administration 2016	21A		\$266.57
2016	1	2342	6017376	CDBG Administration 2016	21A		\$15,237.24
2016	1	2342	6019600	CDBG Administration 2016	21A		\$914.08
2016	1	2342	6022113	CDBG Administration 2016	21A		\$13,183.09
2016	1	2342	6026207	CDBG Administration 2016	21A		\$14,445.29
2016	1	2342	6027925	CDBG Administration 2016	21A		\$1,042.93
2016	1	2342	6030663	CDBG Administration 2016	21A		\$13,685.66
2016	1	2342	6033056	CDBG Administration 2016	21A		\$434.11
2016	1	2342	6035974	CDBG Administration 2016	21A		\$13,957.44
2016	1	2342	6038002	CDBG Administration 2016	21A		\$1,101.90
2016	1	2342	6040434	CDBG Administration 2016	21A		\$1,261.21
2016	1	2342	6042925	CDBG Administration 2016	21A		\$231.13
2016	1	2342	6044903	CDBG Administration 2016	21A		\$31,068.77
2016	1	2342	6046734	CDBG Administration 2016	21A		\$13,396.48
2016	1	2342	6048935	CDBG Administration 2016	21A		\$331.15
2016	1	2342	6051294	CDBG Administration 2016	21A		\$1,349.53
2016	1	2342	6053819	CDBG Administration 2016	21A		\$1,080.00
2016	1	2342	6058063	CDBG Administration 2016	21A		\$3,019.76
2016	1	2342	6060233	CDBG Administration 2016	21A		\$1,920.53
2016	1	2342	6064505	CDBG Administration 2016	21A		\$482.30
2016	1	2342	6067458	CDBG Administration 2016	21A		\$767.82
2016	1	2342	6069347	CDBG Administration 2016	21A		\$13,178.58
2016	1	2342	6071785	CDBG Administration 2016	21A		\$67.00
2016	1	2342	6073398	CDBG Administration 2016	21A		\$95.00
2016	1	2342	6075680	CDBG Administration 2016	21A		\$773.64
2016	1	2342	6077190	CDBG Administration 2016	21A		\$11,096.72
2016	1	2342	6079015	CDBG Administration 2016	21A		\$5,502.41
2016	1	2342	6083280	CDBG Administration 2016	21A		\$1,007.88
2016	1	2342	6085098	CDBG Administration 2016	21A		\$5,679.17
2016	1	2342	6086742	CDBG Administration 2016	21A		\$2,320.26
2016	1	2342	6088809	CDBG Administration 2016	21A		\$266.57
2016	1	2342	6090684	CDBG Administration 2016	21A		\$102,961.09
2016	1	2342	6096694	CDBG Administration 2016	21A		\$440.59
2017	1	2394	6091651	Administration - CDBG 2017	21A		\$17,681.06
2017	1	2394	6092644	Administration - CDBG 2017	21A		\$313.08
2017	1	2394	6094309	Administration - CDBG 2017	21A		\$436.24
2017	1	2394	6096694	Administration - CDBG 2017	21A		\$10,523.24
2017	1	2394	6098131	Administration - CDBG 2017	21A		\$10,459.45
2017	1	2394	6099661	Administration - CDBG 2017	21A		\$247.93
2017	1	2394	6102346	Administration - CDBG 2017	21A		\$11,736.12
2017	1	2394	6104766	Administration - CDBG 2017	21A		\$558.14
2017	1	2394	6107734	Administration - CDBG 2017	21A		\$12,259.52
					<b>21A</b>	<b>Matrix Code</b>	<b>\$443,381.66</b>
2016	1	2343	5998501	CDBG Funding for HOME Administration	21H		\$9,429.04
2016	1	2343	6003576	CDBG Funding for HOME Administration	21H		\$48.76
2016	1	2343	6005371	CDBG Funding for HOME Administration	21H		\$1,777.89
2016	1	2343	6010621	CDBG Funding for HOME Administration	21H		\$71.00
2016	1	2343	6014969	CDBG Funding for HOME Administration	21H		\$600.00
2016	1	2343	6017376	CDBG Funding for HOME Administration	21H		\$392.43



**Scranton, Pennsylvania**

**PR 27**

**Status of HOME Program Grants**

**January 1, 2017 to December 31, 2017**





U.S. Department of Housing and Urban Development  
 Office of Community Planning and Development  
 Integrated Disbursement and Information System  
**Status of HOME Grants**  
**SCRANTON**

DATE: 01-31-18  
 TIME: 10:32  
 PAGE: 1

IDIS - PR27

**Commitments from Authorized Funds**

Fiscal Year	Total Authorization	Admin/CHDO OP Authorization	CR/CL/CC - Amount Committed to CHDOS	% CHDO Cmtd	SU Funds-Subgrants to Other Entities	EN Funds-PJ Committed to Activities	Total Authorized Commitments	% of Auth Cmtd
1992	\$750,000.00	\$0.00	\$112,500.00	15.0%	\$0.00	\$637,500.00	\$750,000.00	100.0%
1993	\$443,000.00	\$0.00	\$66,450.00	15.0%	\$0.00	\$376,550.00	\$443,000.00	100.0%
1994	\$637,000.00	\$63,700.00	\$95,550.00	15.0%	\$0.00	\$477,750.00	\$637,000.00	100.0%
1995	\$686,000.00	\$68,600.00	\$102,900.00	15.0%	\$0.00	\$514,500.00	\$686,000.00	100.0%
1996	\$620,000.00	\$62,000.00	\$93,000.00	15.0%	\$0.00	\$465,000.00	\$620,000.00	100.0%
1997	\$607,000.00	\$0.00	\$91,050.00	15.0%	\$0.00	\$515,950.00	\$607,000.00	100.0%
1998	\$650,000.00	\$65,000.00	\$97,500.00	15.0%	\$0.00	\$487,500.00	\$650,000.00	100.0%
1999	\$699,000.00	\$69,900.00	\$104,850.00	15.0%	\$0.00	\$524,250.00	\$699,000.00	100.0%
2000	\$700,000.00	\$70,000.00	\$105,000.00	15.0%	\$0.00	\$525,000.00	\$700,000.00	100.0%
2001	\$779,000.00	\$77,900.00	\$116,850.00	15.0%	\$0.00	\$584,250.00	\$779,000.00	100.0%
2002	\$777,000.00	\$77,700.00	\$116,550.00	15.0%	\$0.00	\$582,750.00	\$777,000.00	100.0%
2003	\$723,491.00	\$72,349.10	\$108,524.00	15.0%	\$0.00	\$542,617.90	\$723,491.00	100.0%
2004	\$721,000.00	\$69,858.00	\$108,524.00	15.0%	\$0.00	\$542,618.00	\$721,000.00	100.0%
2005	\$693,090.00	\$0.00	\$117,000.00	16.8%	\$0.00	\$576,090.00	\$693,090.00	100.0%
2006	\$652,384.00	\$65,238.40	\$105,000.00	16.0%	\$0.00	\$482,145.60	\$652,384.00	100.0%
2007	\$648,024.00	\$64,802.40	\$97,203.60	15.0%	\$0.00	\$486,018.00	\$648,024.00	100.0%
2008	\$628,183.00	\$62,818.30	\$94,227.45	15.0%	\$0.00	\$471,137.25	\$628,183.00	100.0%
2009	\$699,493.00	\$69,949.30	\$104,923.95	15.0%	\$0.00	\$524,619.75	\$699,493.00	100.0%
2010	\$696,420.95	\$69,642.10	\$104,463.10	14.9%	\$0.00	\$522,315.75	\$696,420.95	100.0%
2011	\$616,948.00	\$61,694.80	\$174,162.00	28.2%	\$157,435.47	\$223,655.73	\$616,948.00	100.0%
2012	\$417,355.00	\$41,735.50	\$117,999.85	28.2%	\$32,564.84	\$225,054.81	\$417,355.00	100.0%
2013	\$389,381.00	\$40,045.70	\$60,068.55	15.4%	\$0.00	\$289,266.75	\$389,381.00	100.0%
2014	\$424,328.00	\$42,432.80	\$0.00	0.0%	\$0.00	\$259,045.30	\$301,478.10	71.0%
2015	\$374,743.00	\$37,474.30	\$56,211.45	15.0%	\$0.00	\$221,278.56	\$314,964.31	84.0%
2016	\$386,557.00	\$38,655.70	\$138,059.29	35.7%	\$0.00	\$209,842.01	\$386,557.00	100.0%
2017	\$398,774.00	\$39,877.40	\$0.00	0.0%	\$0.00	\$104,919.53	\$144,796.93	36.3%
<b>Total</b>	<b>\$15,818,171.95</b>	<b>\$1,331,373.80</b>	<b>\$2,488,567.24</b>	<b>15.7%</b>	<b>\$190,000.31</b>	<b>\$11,371,624.94</b>	<b>\$15,381,566.29</b>	<b>97.2%</b>




U.S. Department of Housing and Urban Development  
 Office of Community Planning and Development  
 Integrated Disbursement and Information System  
**Status of HOME Grants**  
**SCRANTON**

DATE: 01-31-18  
 TIME: 10:32  
 PAGE: 2

IDIS - PR27

**Program Income (PI)**

Program Year	Total Receipts	Amount Suballocated to PA	Amount Committed to Activities	Committed %	Net Disbursed	Disbursed Pending Approval	Total Disbursed	% Disbursed
1992	\$0.00	N/A	\$0.00	0.0%	\$0.00	\$0.00	\$0.00	0.0%
1993	\$0.00	N/A	\$0.00	0.0%	\$0.00	\$0.00	\$0.00	0.0%
1994	\$0.00	N/A	\$0.00	0.0%	\$0.00	\$0.00	\$0.00	0.0%
1995	\$0.00	N/A	\$0.00	0.0%	\$0.00	\$0.00	\$0.00	0.0%
1996	\$0.00	N/A	\$0.00	0.0%	\$0.00	\$0.00	\$0.00	0.0%
1997	\$206,086.41	N/A	\$206,086.41	100.0%	\$206,086.41	\$0.00	\$206,086.41	100.0%
1998	\$302,516.62	N/A	\$302,516.62	100.0%	\$302,516.62	\$0.00	\$302,516.62	100.0%
1999	\$119,572.49	N/A	\$119,572.49	100.0%	\$119,572.49	\$0.00	\$119,572.49	100.0%
2000	\$0.00	N/A	\$0.00	0.0%	\$0.00	\$0.00	\$0.00	0.0%
2001	\$118,118.37	N/A	\$118,118.37	100.0%	\$118,118.37	\$0.00	\$118,118.37	100.0%
2002	\$363,097.90	N/A	\$363,097.90	100.0%	\$363,097.90	\$0.00	\$363,097.90	100.0%
2003	\$21,767.50	N/A	\$21,767.50	100.0%	\$21,767.50	\$0.00	\$21,767.50	100.0%
2004	\$60,615.14	N/A	\$60,615.14	100.0%	\$60,615.14	\$0.00	\$60,615.14	100.0%
2005	\$23,308.86	N/A	\$23,308.86	100.0%	\$23,308.86	\$0.00	\$23,308.86	100.0%
2006	\$13,766.00	N/A	\$13,766.00	100.0%	\$13,766.00	\$0.00	\$13,766.00	100.0%
2007	\$113,052.75	N/A	\$113,052.75	100.0%	\$113,052.75	\$0.00	\$113,052.75	100.0%
2008	\$68,640.64	N/A	\$68,640.64	100.0%	\$68,640.64	\$0.00	\$68,640.64	100.0%
2009	\$226,015.44	N/A	\$226,015.44	100.0%	\$226,015.44	\$0.00	\$226,015.44	100.0%
2010	\$54,414.54	N/A	\$54,414.54	100.0%	\$54,414.54	\$0.00	\$54,414.54	100.0%
2011	\$61,691.25	N/A	\$61,691.25	100.0%	\$61,691.25	\$0.00	\$61,691.25	100.0%
2012	\$6,853.42	\$0.00	\$6,853.42	100.0%	\$6,853.42	\$0.00	\$6,853.42	100.0%
2013	\$91,111.62	\$4,561.50	\$86,550.12	100.0%	\$86,550.12	\$0.00	\$86,550.12	100.0%
2014	\$40,367.06	\$4,036.71	\$36,330.35	100.0%	\$36,330.35	\$0.00	\$36,330.35	100.0%
2015	\$45,358.58	\$2,526.25	\$42,832.33	100.0%	\$42,832.33	\$0.00	\$42,832.33	100.0%
2016	\$26,425.00	\$0.00	\$26,425.00	100.0%	\$26,425.00	\$0.00	\$26,425.00	100.0%
2017	\$41,950.00	\$4,150.28	\$37,799.72	100.0%	\$37,799.72	\$0.00	\$37,799.72	100.0%
<b>Total</b>	<b>\$2,004,729.59</b>	<b>\$15,274.74</b>	<b>\$1,989,454.85</b>	<b>100.0%</b>	<b>\$1,989,454.85</b>	<b>\$0.00</b>	<b>\$1,989,454.85</b>	<b>100.0%</b>




U.S. Department of Housing and Urban Development  
Office of Community Planning and Development  
Integrated Disbursement and Information System  
**Status of HOME Grants**  
**SCRANTON**

DATE: 01-31-18  
TIME: 10:32  
PAGE: 3

IDIS - PR27

**Program Income for Administration (PA)**

Program Year	Authorized Amount	Amount Committed to Activities	% Committed	Net Disbursed	Disbursed Pending Approval	Total Disbursed	% Disbursed
2012	\$0.00	\$0.00	0.0%	\$0.00	\$0.00	\$0.00	0.0%
2013	\$4,561.50	\$4,561.50	100.0%	\$4,561.50	\$0.00	\$4,561.50	100.0%
2014	\$4,036.71	\$4,036.71	100.0%	\$4,036.71	\$0.00	\$4,036.71	100.0%
2015	\$2,526.25	\$2,526.25	100.0%	\$2,526.25	\$0.00	\$2,526.25	100.0%
2016	\$0.00	\$0.00	0.0%	\$0.00	\$0.00	\$0.00	0.0%
2017	\$4,150.28	\$4,150.28	100.0%	\$4,150.28	\$0.00	\$4,150.28	100.0%
<b>Total</b>	<b>\$15,274.74</b>	<b>\$15,274.74</b>	<b>100.0%</b>	<b>\$15,274.74</b>	<b>\$0.00</b>	<b>\$15,274.74</b>	<b>100.0%</b>




U.S. Department of Housing and Urban Development  
Office of Community Planning and Development  
Integrated Disbursement and Information System  
**Status of HOME Grants**  
**SCRANTON**

DATE: 01-31-18  
TIME: 10:32  
PAGE: 4

IDIS - PR27

**Recaptured Homebuyer Funds (HP)**

Program Year	Total Receipts	Amount Committed to Activities	% Committed	Net Disbursed	Disbursed Pending Approval	Total Disbursed	% Disbursed
2015	\$0.00	\$0.00	0.0%	\$0.00	\$0.00	\$0.00	0.0%
2016	\$5,753.11	\$5,753.11	100.0%	\$5,753.11	\$0.00	\$5,753.11	100.0%
2017	\$2,406.40	\$2,406.40	100.0%	\$2,406.40	\$0.00	\$2,406.40	100.0%
<b>Total</b>	<b>\$8,159.51</b>	<b>\$8,159.51</b>	<b>100.0%</b>	<b>\$8,159.51</b>	<b>\$0.00</b>	<b>\$8,159.51</b>	<b>100.0%</b>



U.S. Department of Housing and Urban Development  
Office of Community Planning and Development  
Integrated Disbursement and Information System  
**Status of HOME Grants**  
**SCRANTON**

DATE: 01-31-18  
TIME: 10:32  
PAGE: 5

IDIS - PR27

Repayments to Local Account (IU)

Program Year	Total Receipts	Amount Committed to Activities	% Committed	Net Disbursed	Disbursed Pending Approval	Total Disbursed	% Disbursed
2015	\$0.00	\$0.00	0.0%	\$0.00	\$0.00	\$0.00	0.0%
2016	\$0.00	\$0.00	0.0%	\$0.00	\$0.00	\$0.00	0.0%
2017	\$0.00	\$0.00	0.0%	\$0.00	\$0.00	\$0.00	0.0%
<b>Total</b>	<b>\$0.00</b>	<b>\$0.00</b>	<b>0.0%</b>	<b>\$0.00</b>	<b>\$0.00</b>	<b>\$0.00</b>	<b>0.0%</b>


U.S. Department of Housing and Urban Development  
 Office of Community Planning and Development  
 Integrated Disbursement and Information System  
**Status of HOME Grants**  
**SCRANTON**

DATE: 01-31-18  
 TIME: 10:32  
 PAGE: 6

IDIS - PR27

**Disbursements from Treasury Account**

Fiscal Year	Total Authorization	Disbursed	Returned	Net Disbursed	Disbursed Pending Approval	Total Disbursed	% Disb	Available to Disburse
1992	\$750,000.00	\$750,013.50	(\$13.50)	\$750,000.00	\$0.00	\$750,000.00	100.0%	\$0.00
1993	\$443,000.00	\$443,250.00	(\$250.00)	\$443,000.00	\$0.00	\$443,000.00	100.0%	\$0.00
1994	\$637,000.00	\$637,000.00	\$0.00	\$637,000.00	\$0.00	\$637,000.00	100.0%	\$0.00
1995	\$686,000.00	\$686,000.00	\$0.00	\$686,000.00	\$0.00	\$686,000.00	100.0%	\$0.00
1996	\$620,000.00	\$623,081.00	(\$3,081.00)	\$620,000.00	\$0.00	\$620,000.00	100.0%	\$0.00
1997	\$607,000.00	\$607,000.00	\$0.00	\$607,000.00	\$0.00	\$607,000.00	100.0%	\$0.00
1998	\$650,000.00	\$650,000.00	\$0.00	\$650,000.00	\$0.00	\$650,000.00	100.0%	\$0.00
1999	\$699,000.00	\$699,000.00	\$0.00	\$699,000.00	\$0.00	\$699,000.00	100.0%	\$0.00
2000	\$700,000.00	\$700,000.00	\$0.00	\$700,000.00	\$0.00	\$700,000.00	100.0%	\$0.00
2001	\$779,000.00	\$779,000.00	\$0.00	\$779,000.00	\$0.00	\$779,000.00	100.0%	\$0.00
2002	\$777,000.00	\$777,000.00	\$0.00	\$777,000.00	\$0.00	\$777,000.00	100.0%	\$0.00
2003	\$723,491.00	\$723,491.00	\$0.00	\$723,491.00	\$0.00	\$723,491.00	100.0%	\$0.00
2004	\$721,000.00	\$721,000.00	\$0.00	\$721,000.00	\$0.00	\$721,000.00	100.0%	\$0.00
2005	\$693,090.00	\$693,090.00	\$0.00	\$693,090.00	\$0.00	\$693,090.00	100.0%	\$0.00
2006	\$652,384.00	\$652,384.00	\$0.00	\$652,384.00	\$0.00	\$652,384.00	100.0%	\$0.00
2007	\$648,024.00	\$648,024.00	\$0.00	\$648,024.00	\$0.00	\$648,024.00	100.0%	\$0.00
2008	\$628,183.00	\$655,183.00	(\$27,000.00)	\$628,183.00	\$0.00	\$628,183.00	100.0%	\$0.00
2009	\$699,493.00	\$699,493.00	\$0.00	\$699,493.00	\$0.00	\$699,493.00	100.0%	\$0.00
2010	\$696,420.95	\$696,420.95	\$0.00	\$696,420.95	\$0.00	\$696,420.95	100.0%	\$0.00
2011	\$616,948.00	\$616,948.00	\$0.00	\$616,948.00	\$0.00	\$616,948.00	100.0%	\$0.00
2012	\$417,355.00	\$417,355.00	\$0.00	\$417,355.00	\$0.00	\$417,355.00	100.0%	\$0.00
2013	\$389,381.00	\$389,381.00	\$0.00	\$389,381.00	\$0.00	\$389,381.00	100.0%	\$0.00
2014	\$424,328.00	\$297,425.10	\$0.00	\$297,425.10	\$0.00	\$297,425.10	70.0%	\$126,902.90
2015	\$374,743.00	\$313,625.37	\$0.00	\$313,625.37	\$0.00	\$313,625.37	83.6%	\$61,117.63
2016	\$386,557.00	\$223,345.53	\$0.00	\$223,345.53	\$0.00	\$223,345.53	57.7%	\$163,211.47
2017	\$398,774.00	\$69,725.50	\$0.00	\$69,725.50	\$0.00	\$69,725.50	17.4%	\$329,048.50
<b>Total</b>	<b>\$15,818,171.95</b>	<b>\$15,168,235.95</b>	<b>(\$30,344.50)</b>	<b>\$15,137,891.45</b>	<b>\$0.00</b>	<b>\$15,137,891.45</b>	<b>95.6%</b>	<b>\$680,280.50</b>




U.S. Department of Housing and Urban Development  
 Office of Community Planning and Development  
 Integrated Disbursement and Information System  
**Status of HOME Grants**  
**SCRANTON**

DATE: 01-31-18  
 TIME: 10:32  
 PAGE: 7

IDIS - PR27

**Home Activities Commitments/Disbursements from Treasury Account**

Fiscal Year	Authorized for Activities	Amount Committed to Activities	% Cmtd	Disbursed	Returned	Net Disbursed	% Net Disb	Disbursed Pending Approval	Total Disbursed	% Disb
1992	\$750,000.00	\$750,000.00	100.0%	\$750,013.50	(\$13.50)	\$750,000.00	100.0%	\$0.00	\$750,000.00	100.0%
1993	\$443,000.00	\$443,000.00	100.0%	\$443,250.00	(\$250.00)	\$443,000.00	100.0%	\$0.00	\$443,000.00	100.0%
1994	\$573,300.00	\$573,300.00	100.0%	\$573,300.00	\$0.00	\$573,300.00	100.0%	\$0.00	\$573,300.00	100.0%
1995	\$617,400.00	\$617,400.00	100.0%	\$617,400.00	\$0.00	\$617,400.00	100.0%	\$0.00	\$617,400.00	100.0%
1996	\$558,000.00	\$558,000.00	100.0%	\$561,081.00	(\$3,081.00)	\$558,000.00	100.0%	\$0.00	\$558,000.00	100.0%
1997	\$607,000.00	\$607,000.00	100.0%	\$607,000.00	\$0.00	\$607,000.00	100.0%	\$0.00	\$607,000.00	100.0%
1998	\$585,000.00	\$585,000.00	100.0%	\$585,000.00	\$0.00	\$585,000.00	100.0%	\$0.00	\$585,000.00	100.0%
1999	\$629,100.00	\$629,100.00	100.0%	\$629,100.00	\$0.00	\$629,100.00	100.0%	\$0.00	\$629,100.00	100.0%
2000	\$630,000.00	\$630,000.00	100.0%	\$630,000.00	\$0.00	\$630,000.00	100.0%	\$0.00	\$630,000.00	100.0%
2001	\$701,100.00	\$701,100.00	100.0%	\$701,100.00	\$0.00	\$701,100.00	100.0%	\$0.00	\$701,100.00	100.0%
2002	\$699,300.00	\$699,300.00	100.0%	\$699,300.00	\$0.00	\$699,300.00	100.0%	\$0.00	\$699,300.00	100.0%
2003	\$651,141.90	\$651,141.90	100.0%	\$651,141.90	\$0.00	\$651,141.90	100.0%	\$0.00	\$651,141.90	100.0%
2004	\$651,142.00	\$651,142.00	100.0%	\$651,142.00	\$0.00	\$651,142.00	100.0%	\$0.00	\$651,142.00	100.0%
2005	\$693,090.00	\$693,090.00	100.0%	\$693,090.00	\$0.00	\$693,090.00	100.0%	\$0.00	\$693,090.00	100.0%
2006	\$587,145.60	\$587,145.60	100.0%	\$587,145.60	\$0.00	\$587,145.60	100.0%	\$0.00	\$587,145.60	100.0%
2007	\$583,221.60	\$583,221.60	100.0%	\$583,221.60	\$0.00	\$583,221.60	100.0%	\$0.00	\$583,221.60	100.0%
2008	\$565,364.70	\$565,364.70	100.0%	\$592,364.70	(\$27,000.00)	\$565,364.70	100.0%	\$0.00	\$565,364.70	100.0%
2009	\$629,543.70	\$629,543.70	100.0%	\$629,543.70	\$0.00	\$629,543.70	100.0%	\$0.00	\$629,543.70	100.0%
2010	\$626,778.85	\$626,778.85	100.0%	\$626,778.85	\$0.00	\$626,778.85	100.0%	\$0.00	\$626,778.85	100.0%
2011	\$555,253.20	\$555,253.20	100.0%	\$555,253.20	\$0.00	\$555,253.20	100.0%	\$0.00	\$555,253.20	100.0%
2012	\$375,619.50	\$375,619.50	100.0%	\$375,619.50	\$0.00	\$375,619.50	100.0%	\$0.00	\$375,619.50	100.0%
2013	\$349,335.30	\$349,335.30	100.0%	\$349,335.30	\$0.00	\$349,335.30	100.0%	\$0.00	\$349,335.30	100.0%
2014	\$381,895.20	\$259,045.30	67.8%	\$255,517.30	\$0.00	\$255,517.30	66.9%	\$0.00	\$255,517.30	66.9%
2015	\$337,268.70	\$277,490.01	82.2%	\$276,151.07	\$0.00	\$276,151.07	81.8%	\$0.00	\$276,151.07	81.8%
2016	\$347,901.30	\$347,901.30	100.0%	\$184,689.83	\$0.00	\$184,689.83	53.0%	\$0.00	\$184,689.83	53.0%
2017	\$358,896.60	\$104,919.53	29.2%	\$29,876.00	\$0.00	\$29,876.00	8.3%	\$0.00	\$29,876.00	8.3%
<b>Total</b>	<b>\$14,486,798.15</b>	<b>\$14,050,192.49</b>	<b>96.9%</b>	<b>\$13,837,415.05</b>	<b>(\$30,344.50)</b>	<b>\$13,807,070.55</b>	<b>95.3%</b>	<b>\$0.00</b>	<b>\$13,807,070.55</b>	<b>95.3%</b>



U.S. Department of Housing and Urban Development  
 Office of Community Planning and Development  
 Integrated Disbursement and Information System  
**Status of HOME Grants**  
**SCRANTON**

DATE: 01-31-18  
 TIME: 10:32  
 PAGE: 8

IDIS - PR27

**Administrative Funds (AD)**

Fiscal Year	Authorized Amount	Amount Committed	% Auth Cmtd	Balance to Commit	Total Disbursed	% Auth Disb	Available to Disburse
1992	\$0.00	\$0.00	0.0%	\$0.00	\$0.00	0.0%	\$0.00
1993	\$0.00	\$0.00	0.0%	\$0.00	\$0.00	0.0%	\$0.00
1994	\$63,700.00	\$63,700.00	100.0%	\$0.00	\$63,700.00	100.0%	\$0.00
1995	\$68,600.00	\$68,600.00	100.0%	\$0.00	\$68,600.00	100.0%	\$0.00
1996	\$62,000.00	\$62,000.00	100.0%	\$0.00	\$62,000.00	100.0%	\$0.00
1997	\$0.00	\$0.00	0.0%	\$0.00	\$0.00	0.0%	\$0.00
1998	\$65,000.00	\$65,000.00	100.0%	\$0.00	\$65,000.00	100.0%	\$0.00
1999	\$69,900.00	\$69,900.00	100.0%	\$0.00	\$69,900.00	100.0%	\$0.00
2000	\$70,000.00	\$70,000.00	100.0%	\$0.00	\$70,000.00	100.0%	\$0.00
2001	\$77,900.00	\$77,900.00	100.0%	\$0.00	\$77,900.00	100.0%	\$0.00
2002	\$77,700.00	\$77,700.00	100.0%	\$0.00	\$77,700.00	100.0%	\$0.00
2003	\$72,349.10	\$72,349.10	100.0%	\$0.00	\$72,349.10	100.0%	\$0.00
2004	\$69,858.00	\$69,858.00	100.0%	\$0.00	\$69,858.00	100.0%	\$0.00
2005	\$0.00	\$0.00	0.0%	\$0.00	\$0.00	0.0%	\$0.00
2006	\$65,238.40	\$65,238.40	100.0%	\$0.00	\$65,238.40	100.0%	\$0.00
2007	\$64,802.40	\$64,802.40	100.0%	\$0.00	\$64,802.40	100.0%	\$0.00
2008	\$62,818.30	\$62,818.30	100.0%	\$0.00	\$62,818.30	100.0%	\$0.00
2009	\$69,949.30	\$69,949.30	100.0%	\$0.00	\$69,949.30	100.0%	\$0.00
2010	\$69,642.10	\$69,642.10	100.0%	\$0.00	\$69,642.10	100.0%	\$0.00
2011	\$61,694.80	\$61,694.80	100.0%	\$0.00	\$61,694.80	100.0%	\$0.00
2012	\$41,735.50	\$41,735.50	100.0%	\$0.00	\$41,735.50	100.0%	\$0.00
2013	\$40,045.70	\$40,045.70	100.0%	\$0.00	\$40,045.70	100.0%	\$0.00
2014	\$42,432.80	\$42,432.80	100.0%	\$0.00	\$41,907.80	98.7%	\$525.00
2015	\$37,474.30	\$37,474.30	100.0%	\$0.00	\$37,474.30	100.0%	\$0.00
2016	\$38,655.70	\$38,655.70	100.0%	\$0.00	\$38,655.70	100.0%	\$0.00
2017	\$39,877.40	\$39,877.40	100.0%	\$0.00	\$39,849.50	99.9%	\$27.90
<b>Total</b>	<b>\$1,331,373.80</b>	<b>\$1,331,373.80</b>	<b>100.0%</b>	<b>\$0.00</b>	<b>\$1,330,820.90</b>	<b>99.9%</b>	<b>\$552.90</b>






IDIS - PR27

**CHDO Operating Funds (CO)**

Fiscal Year	Authorized Amount	Amount Committed	% Auth Cmtd	Balance to Commit	Total Disbursed	% Auth Disb	Available to Disburse
1992	\$0.00	\$0.00	0.0%	\$0.00	\$0.00	0.0%	\$0.00
1993	\$0.00	\$0.00	0.0%	\$0.00	\$0.00	0.0%	\$0.00
1994	\$0.00	\$0.00	0.0%	\$0.00	\$0.00	0.0%	\$0.00
1995	\$0.00	\$0.00	0.0%	\$0.00	\$0.00	0.0%	\$0.00
1996	\$0.00	\$0.00	0.0%	\$0.00	\$0.00	0.0%	\$0.00
1997	\$0.00	\$0.00	0.0%	\$0.00	\$0.00	0.0%	\$0.00
1998	\$0.00	\$0.00	0.0%	\$0.00	\$0.00	0.0%	\$0.00
1999	\$0.00	\$0.00	0.0%	\$0.00	\$0.00	0.0%	\$0.00
2000	\$0.00	\$0.00	0.0%	\$0.00	\$0.00	0.0%	\$0.00
2001	\$0.00	\$0.00	0.0%	\$0.00	\$0.00	0.0%	\$0.00
2002	\$0.00	\$0.00	0.0%	\$0.00	\$0.00	0.0%	\$0.00
2003	\$0.00	\$0.00	0.0%	\$0.00	\$0.00	0.0%	\$0.00
2004	\$0.00	\$0.00	0.0%	\$0.00	\$0.00	0.0%	\$0.00
2005	\$0.00	\$0.00	0.0%	\$0.00	\$0.00	0.0%	\$0.00
2006	\$0.00	\$0.00	0.0%	\$0.00	\$0.00	0.0%	\$0.00
2007	\$0.00	\$0.00	0.0%	\$0.00	\$0.00	0.0%	\$0.00
2008	\$0.00	\$0.00	0.0%	\$0.00	\$0.00	0.0%	\$0.00
2009	\$0.00	\$0.00	0.0%	\$0.00	\$0.00	0.0%	\$0.00
2010	\$0.00	\$0.00	0.0%	\$0.00	\$0.00	0.0%	\$0.00
2011	\$0.00	\$0.00	0.0%	\$0.00	\$0.00	0.0%	\$0.00
2012	\$0.00	\$0.00	0.0%	\$0.00	\$0.00	0.0%	\$0.00
2013	\$0.00	\$0.00	0.0%	\$0.00	\$0.00	0.0%	\$0.00
2014	\$0.00	\$0.00	0.0%	\$0.00	\$0.00	0.0%	\$0.00
2015	\$0.00	\$0.00	0.0%	\$0.00	\$0.00	0.0%	\$0.00
2016	\$0.00	\$0.00	0.0%	\$0.00	\$0.00	0.0%	\$0.00
2017	\$0.00	\$0.00	0.0%	\$0.00	\$0.00	0.0%	\$0.00
<b>Total</b>	<b>\$0.00</b>	<b>\$0.00</b>	<b>0.0%</b>	<b>\$0.00</b>	<b>\$0.00</b>	<b>0.0%</b>	<b>\$0.00</b>



IDIS - PR27

CHDO Funds (CR)

Fiscal Year	CHDO Requirement	Authorized Amount	Amount Suballocated to CL/CC	Amount Subgranted to CHDOS	Balance to Subgrant	Funds Committed to Activities	% Subg Cmtd	Balance to Commit	Total Disbursed	% Subg Disb	Available to Disburse
1992	\$112,500.00	\$112,500.00	\$0.00	\$112,500.00	\$0.00	\$112,500.00	100.0%	\$0.00	\$112,500.00	100.0%	\$0.00
1993	\$66,450.00	\$66,450.00	\$0.00	\$66,450.00	\$0.00	\$66,450.00	100.0%	\$0.00	\$66,450.00	100.0%	\$0.00
1994	\$95,550.00	\$95,550.00	\$0.00	\$95,550.00	\$0.00	\$95,550.00	100.0%	\$0.00	\$95,550.00	100.0%	\$0.00
1995	\$102,900.00	\$102,900.00	\$0.00	\$102,900.00	\$0.00	\$102,900.00	100.0%	\$0.00	\$102,900.00	100.0%	\$0.00
1996	\$93,000.00	\$93,000.00	\$0.00	\$93,000.00	\$0.00	\$93,000.00	100.0%	\$0.00	\$93,000.00	100.0%	\$0.00
1997	\$91,050.00	\$91,050.00	\$0.00	\$91,050.00	\$0.00	\$91,050.00	100.0%	\$0.00	\$91,050.00	100.0%	\$0.00
1998	\$97,500.00	\$97,500.00	\$0.00	\$97,500.00	\$0.00	\$97,500.00	100.0%	\$0.00	\$97,500.00	100.0%	\$0.00
1999	\$104,850.00	\$104,850.00	\$0.00	\$104,850.00	\$0.00	\$104,850.00	100.0%	\$0.00	\$104,850.00	100.0%	\$0.00
2000	\$105,000.00	\$105,000.00	\$0.00	\$105,000.00	\$0.00	\$105,000.00	100.0%	\$0.00	\$105,000.00	100.0%	\$0.00
2001	\$116,850.00	\$116,850.00	\$0.00	\$116,850.00	\$0.00	\$116,850.00	100.0%	\$0.00	\$116,850.00	100.0%	\$0.00
2002	\$116,550.00	\$116,550.00	\$0.00	\$116,550.00	\$0.00	\$116,550.00	100.0%	\$0.00	\$116,550.00	100.0%	\$0.00
2003	\$108,523.65	\$108,524.00	\$0.00	\$108,524.00	\$0.00	\$108,524.00	100.0%	\$0.00	\$108,524.00	100.0%	\$0.00
2004	\$108,150.00	\$108,524.00	\$0.00	\$108,524.00	\$0.00	\$108,524.00	100.0%	\$0.00	\$108,524.00	100.0%	\$0.00
2005	\$103,963.50	\$117,000.00	\$0.00	\$117,000.00	\$0.00	\$117,000.00	100.0%	\$0.00	\$117,000.00	100.0%	\$0.00
2006	\$97,857.60	\$105,000.00	\$0.00	\$105,000.00	\$0.00	\$105,000.00	100.0%	\$0.00	\$105,000.00	100.0%	\$0.00
2007	\$97,203.60	\$97,203.60	\$0.00	\$97,203.60	\$0.00	\$97,203.60	100.0%	\$0.00	\$97,203.60	100.0%	\$0.00
2008	\$94,227.45	\$94,227.45	\$9,422.75	\$84,804.70	\$0.00	\$84,804.70	100.0%	\$0.00	\$84,804.70	100.0%	\$0.00
2009	\$104,923.95	\$104,923.95	\$0.00	\$104,923.95	\$0.00	\$104,923.95	100.0%	\$0.00	\$104,923.95	100.0%	\$0.00
2010	\$104,463.15	\$104,463.10	\$0.00	\$104,463.10	\$0.00	\$104,463.10	100.0%	\$0.00	\$104,463.10	100.0%	\$0.00
2011	\$92,542.20	\$174,162.00	\$0.00	\$174,162.00	\$0.00	\$174,162.00	100.0%	\$0.00	\$174,162.00	100.0%	\$0.00
2012	\$62,603.25	\$117,999.85	\$0.00	\$117,999.85	\$0.00	\$117,999.85	100.0%	\$0.00	\$117,999.85	100.0%	\$0.00
2013	\$60,068.55	\$60,068.55	\$0.00	\$60,068.55	\$0.00	\$60,068.55	100.0%	\$0.00	\$60,068.55	100.0%	\$0.00
2014	\$63,649.20	\$122,849.90	\$0.00	\$0.00	\$122,849.90	\$0.00	0.0%	\$122,849.90	\$0.00	0.0%	\$122,849.90
2015	\$56,211.45	\$115,990.14	\$0.00	\$115,990.14	\$0.00	\$56,211.45	48.4%	\$59,778.69	\$56,211.45	48.4%	\$59,778.69
2016	\$57,983.55	\$138,059.29	\$0.00	\$138,059.29	\$0.00	\$138,059.29	100.0%	\$0.00	\$25,662.82	18.5%	\$112,396.47
2017	\$59,816.10	\$59,816.10	\$0.00	\$0.00	\$59,816.10	\$0.00	0.0%	\$59,816.10	\$0.00	0.0%	\$59,816.10
<b>Total</b>	<b>\$2,374,387.20</b>	<b>\$2,731,011.93</b>	<b>\$9,422.75</b>	<b>\$2,538,923.18</b>	<b>\$182,666.00</b>	<b>\$2,479,144.49</b>	<b>97.6%</b>	<b>\$242,444.69</b>	<b>\$2,366,748.02</b>	<b>93.2%</b>	<b>\$354,841.16</b>



U.S. Department of Housing and Urban Development  
 Office of Community Planning and Development  
 Integrated Disbursement and Information System  
**Status of HOME Grants**  
**SCRANTON**

DATE: 01-31-18  
 TIME: 10:32  
 PAGE: 11

IDIS - PR27

**CHDO Loans (CL)**

Fiscal Year	Authorized Amount	Amount Subgranted	Amount Committed	% Auth Cmtd	Balance to Commit	Total Disbursed	% Auth Disb	Available to Disburse
1992	\$0.00	\$0.00	\$0.00	0.0%	\$0.00	\$0.00	0.0%	\$0.00
1993	\$0.00	\$0.00	\$0.00	0.0%	\$0.00	\$0.00	0.0%	\$0.00
1994	\$0.00	\$0.00	\$0.00	0.0%	\$0.00	\$0.00	0.0%	\$0.00
1995	\$0.00	\$0.00	\$0.00	0.0%	\$0.00	\$0.00	0.0%	\$0.00
1996	\$0.00	\$0.00	\$0.00	0.0%	\$0.00	\$0.00	0.0%	\$0.00
1997	\$0.00	\$0.00	\$0.00	0.0%	\$0.00	\$0.00	0.0%	\$0.00
1998	\$0.00	\$0.00	\$0.00	0.0%	\$0.00	\$0.00	0.0%	\$0.00
1999	\$0.00	\$0.00	\$0.00	0.0%	\$0.00	\$0.00	0.0%	\$0.00
2000	\$0.00	\$0.00	\$0.00	0.0%	\$0.00	\$0.00	0.0%	\$0.00
2001	\$0.00	\$0.00	\$0.00	0.0%	\$0.00	\$0.00	0.0%	\$0.00
2002	\$0.00	\$0.00	\$0.00	0.0%	\$0.00	\$0.00	0.0%	\$0.00
2003	\$0.00	\$0.00	\$0.00	0.0%	\$0.00	\$0.00	0.0%	\$0.00
2004	\$0.00	\$0.00	\$0.00	0.0%	\$0.00	\$0.00	0.0%	\$0.00
2005	\$0.00	\$0.00	\$0.00	0.0%	\$0.00	\$0.00	0.0%	\$0.00
2006	\$0.00	\$0.00	\$0.00	0.0%	\$0.00	\$0.00	0.0%	\$0.00
2007	\$0.00	\$0.00	\$0.00	0.0%	\$0.00	\$0.00	0.0%	\$0.00
2008	\$9,422.75	\$9,422.75	\$9,422.75	100.0%	\$0.00	\$9,422.75	100.0%	\$0.00
2009	\$0.00	\$0.00	\$0.00	0.0%	\$0.00	\$0.00	0.0%	\$0.00
2010	\$0.00	\$0.00	\$0.00	0.0%	\$0.00	\$0.00	0.0%	\$0.00
2011	\$0.00	\$0.00	\$0.00	0.0%	\$0.00	\$0.00	0.0%	\$0.00
2012	\$0.00	\$0.00	\$0.00	0.0%	\$0.00	\$0.00	0.0%	\$0.00
2013	\$0.00	\$0.00	\$0.00	0.0%	\$0.00	\$0.00	0.0%	\$0.00
2014	\$0.00	\$0.00	\$0.00	0.0%	\$0.00	\$0.00	0.0%	\$0.00
2015	\$0.00	\$0.00	\$0.00	0.0%	\$0.00	\$0.00	0.0%	\$0.00
2016	\$0.00	\$0.00	\$0.00	0.0%	\$0.00	\$0.00	0.0%	\$0.00
2017	\$0.00	\$0.00	\$0.00	0.0%	\$0.00	\$0.00	0.0%	\$0.00
<b>Total</b>	<b>\$9,422.75</b>	<b>\$9,422.75</b>	<b>\$9,422.75</b>	<b>100.0%</b>	<b>\$0.00</b>	<b>\$9,422.75</b>	<b>100.0%</b>	<b>\$0.00</b>




U.S. Department of Housing and Urban Development  
 Office of Community Planning and Development  
 Integrated Disbursement and Information System  
**Status of HOME Grants**  
**SCRANTON**

DATE: 01-31-18  
 TIME: 10:32  
 PAGE: 12

IDIS - PR27

**CHDO Capacity (CC)**

Fiscal Year	Authorized Amount	Amount Subgranted	Amount Committed	% Auth Cmtd	Balance to Commit	Total Disbursed	% Auth Disb	Available to Disburse
1992	\$0.00	\$0.00	\$0.00	0.0%	\$0.00	\$0.00	0.0%	\$0.00
1993	\$0.00	\$0.00	\$0.00	0.0%	\$0.00	\$0.00	0.0%	\$0.00
1994	\$0.00	\$0.00	\$0.00	0.0%	\$0.00	\$0.00	0.0%	\$0.00
1995	\$0.00	\$0.00	\$0.00	0.0%	\$0.00	\$0.00	0.0%	\$0.00
1996	\$0.00	\$0.00	\$0.00	0.0%	\$0.00	\$0.00	0.0%	\$0.00
1997	\$0.00	\$0.00	\$0.00	0.0%	\$0.00	\$0.00	0.0%	\$0.00
1998	\$0.00	\$0.00	\$0.00	0.0%	\$0.00	\$0.00	0.0%	\$0.00
1999	\$0.00	\$0.00	\$0.00	0.0%	\$0.00	\$0.00	0.0%	\$0.00
2000	\$0.00	\$0.00	\$0.00	0.0%	\$0.00	\$0.00	0.0%	\$0.00
2001	\$0.00	\$0.00	\$0.00	0.0%	\$0.00	\$0.00	0.0%	\$0.00
2002	\$0.00	\$0.00	\$0.00	0.0%	\$0.00	\$0.00	0.0%	\$0.00
2003	\$0.00	\$0.00	\$0.00	0.0%	\$0.00	\$0.00	0.0%	\$0.00
2004	\$0.00	\$0.00	\$0.00	0.0%	\$0.00	\$0.00	0.0%	\$0.00
2005	\$0.00	\$0.00	\$0.00	0.0%	\$0.00	\$0.00	0.0%	\$0.00
2006	\$0.00	\$0.00	\$0.00	0.0%	\$0.00	\$0.00	0.0%	\$0.00
2007	\$0.00	\$0.00	\$0.00	0.0%	\$0.00	\$0.00	0.0%	\$0.00
2008	\$0.00	\$0.00	\$0.00	0.0%	\$0.00	\$0.00	0.0%	\$0.00
2009	\$0.00	\$0.00	\$0.00	0.0%	\$0.00	\$0.00	0.0%	\$0.00
2010	\$0.00	\$0.00	\$0.00	0.0%	\$0.00	\$0.00	0.0%	\$0.00
2011	\$0.00	\$0.00	\$0.00	0.0%	\$0.00	\$0.00	0.0%	\$0.00
2012	\$0.00	\$0.00	\$0.00	0.0%	\$0.00	\$0.00	0.0%	\$0.00
2013	\$0.00	\$0.00	\$0.00	0.0%	\$0.00	\$0.00	0.0%	\$0.00
2014	\$0.00	\$0.00	\$0.00	0.0%	\$0.00	\$0.00	0.0%	\$0.00
2015	\$0.00	\$0.00	\$0.00	0.0%	\$0.00	\$0.00	0.0%	\$0.00
2016	\$0.00	\$0.00	\$0.00	0.0%	\$0.00	\$0.00	0.0%	\$0.00
2017	\$0.00	\$0.00	\$0.00	0.0%	\$0.00	\$0.00	0.0%	\$0.00
<b>Total</b>	<b>\$0.00</b>	<b>\$0.00</b>	<b>\$0.00</b>	<b>0.0%</b>	<b>\$0.00</b>	<b>\$0.00</b>	<b>0.0%</b>	<b>\$0.00</b>



U.S. Department of Housing and Urban Development  
 Office of Community Planning and Development  
 Integrated Disbursement and Information System  
 Status of HOME Grants  
 SCRANTON

DATE: 01-31-18  
 TIME: 10:32  
 PAGE: 13

IDIS - PR27


Reservations to State Recipients and Sub-recipients (SU)

Fiscal Year	Authorized Amount	Amount Subgranted to Other Entities	Amount Committed	% Auth Cmtd	Balance to Commit	Total Disbursed	% Auth Disb	Available to Disburse
1992	\$0.00	\$0.00	\$0.00	0.0%	\$0.00	\$0.00	0.0%	\$0.00
1993	\$0.00	\$0.00	\$0.00	0.0%	\$0.00	\$0.00	0.0%	\$0.00
1994	\$0.00	\$0.00	\$0.00	0.0%	\$0.00	\$0.00	0.0%	\$0.00
1995	\$0.00	\$0.00	\$0.00	0.0%	\$0.00	\$0.00	0.0%	\$0.00
1996	\$0.00	\$0.00	\$0.00	0.0%	\$0.00	\$0.00	0.0%	\$0.00
1997	\$0.00	\$0.00	\$0.00	0.0%	\$0.00	\$0.00	0.0%	\$0.00
1998	\$0.00	\$0.00	\$0.00	0.0%	\$0.00	\$0.00	0.0%	\$0.00
1999	\$0.00	\$0.00	\$0.00	0.0%	\$0.00	\$0.00	0.0%	\$0.00
2000	\$0.00	\$0.00	\$0.00	0.0%	\$0.00	\$0.00	0.0%	\$0.00
2001	\$0.00	\$0.00	\$0.00	0.0%	\$0.00	\$0.00	0.0%	\$0.00
2002	\$0.00	\$0.00	\$0.00	0.0%	\$0.00	\$0.00	0.0%	\$0.00
2003	\$0.00	\$0.00	\$0.00	0.0%	\$0.00	\$0.00	0.0%	\$0.00
2004	\$0.00	\$0.00	\$0.00	0.0%	\$0.00	\$0.00	0.0%	\$0.00
2005	\$0.00	\$0.00	\$0.00	0.0%	\$0.00	\$0.00	0.0%	\$0.00
2006	\$0.00	\$0.00	\$0.00	0.0%	\$0.00	\$0.00	0.0%	\$0.00
2007	\$0.00	\$0.00	\$0.00	0.0%	\$0.00	\$0.00	0.0%	\$0.00
2008	\$0.00	\$0.00	\$0.00	0.0%	\$0.00	\$0.00	0.0%	\$0.00
2009	\$0.00	\$0.00	\$0.00	0.0%	\$0.00	\$0.00	0.0%	\$0.00
2010	\$0.00	\$0.00	\$0.00	0.0%	\$0.00	\$0.00	0.0%	\$0.00
2011	\$157,435.47	\$157,435.47	\$157,435.47	100.0%	\$0.00	\$157,435.47	100.0%	\$0.00
2012	\$32,564.84	\$32,564.84	\$32,564.84	100.0%	\$0.00	\$32,564.84	100.0%	\$0.00
2013	\$0.00	\$0.00	\$0.00	0.0%	\$0.00	\$0.00	0.0%	\$0.00
2014	\$0.00	\$0.00	\$0.00	0.0%	\$0.00	\$0.00	0.0%	\$0.00
2015	\$0.00	\$0.00	\$0.00	0.0%	\$0.00	\$0.00	0.0%	\$0.00
2016	\$0.00	\$0.00	\$0.00	0.0%	\$0.00	\$0.00	0.0%	\$0.00
2017	\$0.00	\$0.00	\$0.00	0.0%	\$0.00	\$0.00	0.0%	\$0.00
<b>Total</b>	<b>\$190,000.31</b>	<b>\$190,000.31</b>	<b>\$190,000.31</b>	<b>100.0%</b>	<b>\$0.00</b>	<b>\$190,000.31</b>	<b>100.0%</b>	<b>\$0.00</b>

IDIS - PR27

**Total Program Funds**

Fiscal Year	Total Authorization	Local Account Funds	Committed Amount	Net Disbursed for Activities	Net Disbursed for Admin/CHDO OP	Net Disbursed	Disbursed Pending Approval	Total Disbursed	Available to Disburse
1992	\$750,000.00	\$0.00	\$750,000.00	\$750,000.00	\$0.00	\$750,000.00	\$0.00	\$750,000.00	\$0.00
1993	\$443,000.00	\$0.00	\$443,000.00	\$443,000.00	\$0.00	\$443,000.00	\$0.00	\$443,000.00	\$0.00
1994	\$637,000.00	\$0.00	\$637,000.00	\$573,300.00	\$63,700.00	\$637,000.00	\$0.00	\$637,000.00	\$0.00
1995	\$686,000.00	\$0.00	\$617,400.00	\$617,400.00	\$68,600.00	\$686,000.00	\$0.00	\$686,000.00	\$0.00
1996	\$620,000.00	\$0.00	\$558,000.00	\$558,000.00	\$62,000.00	\$620,000.00	\$0.00	\$620,000.00	\$0.00
1997	\$607,000.00	\$206,086.41	\$813,086.41	\$813,086.41	\$0.00	\$813,086.41	\$0.00	\$813,086.41	\$0.00
1998	\$650,000.00	\$302,516.62	\$887,516.62	\$887,516.62	\$65,000.00	\$952,516.62	\$0.00	\$952,516.62	\$0.00
1999	\$699,000.00	\$119,572.49	\$748,672.49	\$748,672.49	\$69,900.00	\$818,572.49	\$0.00	\$818,572.49	\$0.00
2000	\$700,000.00	\$0.00	\$630,000.00	\$630,000.00	\$70,000.00	\$700,000.00	\$0.00	\$700,000.00	\$0.00
2001	\$779,000.00	\$118,118.37	\$819,218.37	\$819,218.37	\$77,900.00	\$897,118.37	\$0.00	\$897,118.37	\$0.00
2002	\$777,000.00	\$363,097.90	\$1,062,397.90	\$1,062,397.90	\$77,700.00	\$1,140,097.90	\$0.00	\$1,140,097.90	\$0.00
2003	\$723,491.00	\$21,767.50	\$672,909.40	\$672,909.40	\$72,349.10	\$745,258.50	\$0.00	\$745,258.50	\$0.00
2004	\$721,000.00	\$60,615.14	\$711,757.14	\$711,757.14	\$69,858.00	\$781,615.14	\$0.00	\$781,615.14	\$0.00
2005	\$693,090.00	\$23,308.86	\$716,398.86	\$716,398.86	\$0.00	\$716,398.86	\$0.00	\$716,398.86	\$0.00
2006	\$652,384.00	\$13,766.00	\$600,911.60	\$600,911.60	\$65,238.40	\$666,150.00	\$0.00	\$666,150.00	\$0.00
2007	\$648,024.00	\$113,052.75	\$696,274.35	\$696,274.35	\$64,802.40	\$761,076.75	\$0.00	\$761,076.75	\$0.00
2008	\$628,183.00	\$68,640.64	\$634,005.34	\$634,005.34	\$62,818.30	\$696,823.64	\$0.00	\$696,823.64	\$0.00
2009	\$699,493.00	\$226,015.44	\$855,559.14	\$855,559.14	\$69,949.30	\$925,508.44	\$0.00	\$925,508.44	\$0.00
2010	\$696,420.95	\$54,414.54	\$681,193.39	\$681,193.39	\$69,642.10	\$750,835.49	\$0.00	\$750,835.49	\$0.00
2011	\$616,948.00	\$61,691.25	\$616,944.45	\$616,944.45	\$61,694.80	\$678,639.25	\$0.00	\$678,639.25	\$0.00
2012	\$417,355.00	\$6,853.42	\$382,472.92	\$382,472.92	\$41,735.50	\$424,208.42	\$0.00	\$424,208.42	\$0.00
2013	\$689,381.00	\$91,111.62	\$440,446.92	\$440,446.92	\$40,045.70	\$480,492.62	\$0.00	\$480,492.62	\$0.00
2014	\$424,328.00	\$40,367.06	\$299,412.36	\$295,884.36	\$41,907.80	\$337,792.16	\$0.00	\$337,792.16	\$126,902.90
2015	\$374,743.00	\$45,358.58	\$322,848.59	\$321,509.65	\$37,474.30	\$358,983.95	\$0.00	\$358,983.95	\$61,117.63
2016	\$386,557.00	\$32,178.11	\$380,079.41	\$216,867.94	\$38,655.70	\$255,523.64	\$0.00	\$255,523.64	\$163,211.47
2017	\$398,774.00	\$44,356.40	\$149,275.93	\$74,232.40	\$39,849.50	\$114,081.90	\$0.00	\$114,081.90	\$329,048.50
<b>Total</b>	<b>\$15,818,171.95</b>	<b>\$2,012,889.10</b>	<b>\$16,063,081.59</b>	<b>\$15,819,959.65</b>	<b>\$1,330,820.90</b>	<b>\$17,150,780.55</b>	<b>\$0.00</b>	<b>\$17,150,780.55</b>	<b>\$680,280.50</b>



U.S. Department of Housing and Urban Development  
 Office of Community Planning and Development  
 Integrated Disbursement and Information System  
**Status of HOME Grants**  
**SCRANTON**

DATE: 01-31-18  
 TIME: 10:32  
 PAGE: 15

IDIS - PR27

**Total Program Percent**

Fiscal Year	Total Authorization	Local Account Funds	% Committed for Activities	% Disb for Activities	% Disb for Admin/CHDO OP	% Net Disbursed	% Disbursed Pending Approval	% Total Disbursed	% Available to Disburse
1992	\$750,000.00	\$0.00	100.0%	100.0%	0.0%	100.0%	0.0%	100.0%	0.0%
1993	\$443,000.00	\$0.00	100.0%	100.0%	0.0%	100.0%	0.0%	100.0%	0.0%
1994	\$637,000.00	\$0.00	90.0%	90.0%	10.0%	100.0%	0.0%	100.0%	0.0%
1995	\$686,000.00	\$0.00	90.0%	90.0%	10.0%	100.0%	0.0%	100.0%	0.0%
1996	\$620,000.00	\$0.00	90.0%	90.0%	10.0%	100.0%	0.0%	100.0%	0.0%
1997	\$607,000.00	\$206,086.41	100.0%	100.0%	0.0%	100.0%	0.0%	100.0%	0.0%
1998	\$650,000.00	\$302,516.62	93.1%	93.1%	10.0%	100.0%	0.0%	100.0%	0.0%
1999	\$699,000.00	\$119,572.49	91.4%	91.4%	10.0%	100.0%	0.0%	100.0%	0.0%
2000	\$700,000.00	\$0.00	90.0%	90.0%	10.0%	100.0%	0.0%	100.0%	0.0%
2001	\$779,000.00	\$118,118.37	91.3%	91.3%	10.0%	100.0%	0.0%	100.0%	0.0%
2002	\$777,000.00	\$363,097.90	93.1%	93.1%	10.0%	100.0%	0.0%	100.0%	0.0%
2003	\$723,491.00	\$21,767.50	90.2%	90.2%	10.0%	100.0%	0.0%	100.0%	0.0%
2004	\$721,000.00	\$60,615.14	91.0%	91.0%	9.6%	100.0%	0.0%	100.0%	0.0%
2005	\$693,090.00	\$23,308.86	100.0%	100.0%	0.0%	100.0%	0.0%	100.0%	0.0%
2006	\$652,384.00	\$13,766.00	90.2%	90.2%	10.0%	100.0%	0.0%	100.0%	0.0%
2007	\$648,024.00	\$113,052.75	91.4%	91.4%	10.0%	100.0%	0.0%	100.0%	0.0%
2008	\$628,183.00	\$68,640.64	90.9%	90.9%	10.0%	100.0%	0.0%	100.0%	0.0%
2009	\$699,493.00	\$226,015.44	92.4%	92.4%	10.0%	100.0%	0.0%	100.0%	0.0%
2010	\$696,420.95	\$54,414.54	90.7%	90.7%	10.0%	100.0%	0.0%	100.0%	0.0%
2011	\$616,948.00	\$61,691.25	90.9%	90.9%	10.0%	100.0%	0.0%	100.0%	0.0%
2012	\$417,355.00	\$6,853.42	90.1%	90.1%	10.0%	100.0%	0.0%	100.0%	0.0%
2013	\$389,381.00	\$91,111.62	91.6%	91.6%	10.2%	100.0%	0.0%	100.0%	0.0%
2014	\$424,328.00	\$40,367.06	64.4%	63.6%	9.8%	72.6%	0.0%	72.6%	27.3%
2015	\$374,743.00	\$45,358.58	76.8%	76.5%	10.0%	85.4%	0.0%	85.4%	14.5%
2016	\$386,557.00	\$32,178.11	90.7%	51.7%	9.9%	61.0%	0.0%	61.0%	38.9%
2017	\$398,774.00	\$44,356.40	33.6%	16.7%	9.9%	25.7%	0.0%	25.7%	74.2%
<b>Total</b>	<b>\$15,818,171.95</b>	<b>\$2,012,889.10</b>	<b>90.0%</b>	<b>88.7%</b>	<b>8.4%</b>	<b>96.1%</b>	<b>0.0%</b>	<b>96.1%</b>	<b>3.8%</b>

**Scranton, Pennsylvania**

**PR 33**

**HOME Program  
Matching Liability Report**

**January 1, 2017 to December 31, 2017**



U.S. Department of Housing and Urban Development  
 Office of Community Planning and Development  
 Integrated Disbursement and Information System  
 Home Matching Liability Report  
 PHILADELPHIA  
 SCRANTON, PA

DATE: 01-31-18  
 TIME: 10:40  
 PAGE: 1

Fiscal Year	Match Percent	Total Disbursements	Disbursements Requiring Match	Match Liability Amount
1997	25.0%	\$567,025.47	\$510,344.33	\$127,586.08
1998	25.0%	\$772,224.10	\$738,192.81	\$184,548.20
1999	25.0%	\$430,076.26	\$423,870.78	\$105,967.69
2000	25.0%	\$607,187.23	\$581,840.15	\$145,460.03
2001	25.0%	\$768,122.44	\$692,545.09	\$173,136.27
2002	25.0%	\$554,978.25	\$487,156.94	\$121,789.23
2003	12.5%	\$263,197.00	\$230,807.24	\$28,850.90
2004	12.5%	\$426,734.39	\$342,627.39	\$42,828.42
2005	25.0%	\$487,532.32	\$406,424.05	\$101,606.01
2006	25.0%	\$694,999.35	\$635,161.87	\$158,790.46
2007	25.0%	\$637,073.92	\$575,672.55	\$143,918.13
2008	12.5%	\$1,429,326.61	\$1,257,034.76	\$157,129.34
2009	12.5%	\$1,101,408.27	\$979,618.41	\$122,452.30
2010	12.5%	\$557,775.48	\$487,442.13	\$60,930.26
2011	12.5%	\$530,799.30	\$445,976.21	\$55,747.02
2012	0.0%	\$629,443.62	\$0.00	\$0.00
2013	0.0%	\$357,196.12	\$0.00	\$0.00

U.S. Department of Housing and Urban Development  
Office of Community Planning and Development  
Integrated Disbursement and Information System  
Home Matching Liability Report

2014	0.0%	\$577,362.59	\$0.00	\$0.00
2015	0.0%	\$71,902.29	\$0.00	\$0.00
2016	0.0%	\$562,205.63	\$0.00	\$0.00
2017	0.0%	\$439,962.01	\$0.00	\$0.00

**Scranton, Pennsylvania**

**PR 50**

**Community Development Block Grant  
Expenditure Report**

**January 1, 2017 to December 31, 2017**



Office of Community Planning and Development  
U.S. Department of Housing and Urban Development  
Integrated Disbursement and Information System  
Expenditure Report  
Use of CDBG Funds by SCRANTON,PA  
from 01-01-2017 to 12-31-2017

DATE: 01-31-18  
TIME: 10:43  
PAGE: 1

Matrix Code	Activity Group	Matrix Code Name	Disbursements	Percent of Total
04	AC	Clearance and Demolition	192,693.07	8.89%
<b>Subtotal for : Acquisition</b>			<b>192,693.07</b>	<b>8.89%</b>
18A	ED	ED Direct Financial Assistance to For-Profits	35,000.00	1.62%
<b>Subtotal for : Economic Development</b>			<b>35,000.00</b>	<b>1.62%</b>
03D	PI	Youth Centers	282.50	0.01%
03F	PI	Parks, Recreational Facilities	55,185.84	2.55%
03K	PI	Street Improvements	574,724.95	26.53%
03O	PI	Fire Station/Equipment	100,000.00	4.62%
<b>Subtotal for : Public Facilities and Improvements</b>			<b>730,193.29</b>	<b>33.70%</b>
05	PS	Public Services (General)	4,950.00	0.23%
05D	PS	Youth Services	52,147.16	2.41%
05G	PS	Battered and Abused Spouses	1,345.50	0.06%
05H	PS	Employment Training	8,629.07	0.40%
05I	PS	Crime Awareness	212,857.59	9.83%
05Q	PS	Subsistence Payment	11,829.42	0.55%
<b>Subtotal for : Public Services</b>			<b>291,758.74</b>	<b>13.47%</b>
	AP	General Program Administration	443,381.66	20.47%
	AP	HOME Admin/Planning Costs of PJ	20,321.36	0.94%
<b>Subtotal for : General Administration and Planning</b>			<b>463,703.02</b>	<b>21.40%</b>
19F	VV	Planned Repayment of Section 108 Loan Principal	453,079.30	20.91%
<b>Subtotal for : Repayment of Section 108 Loans</b>			<b>453,079.30</b>	<b>20.91%</b>
<b>Total Disbursements</b>			<b>2,166,427.42</b>	<b>100.00%</b>

**Scranton, Pennsylvania**

**PR 51**

**Selected**

**Community Development Block Grant  
Accomplishment Report**

**January 1, 2017 to December 31, 2017**



Matrix Code	Eligible Activity	Number of Jobs Created/Retained
18A	ED Direct Financial Assistance to For-Profits	1
Total Number of Jobs Created/Retained:		1

**ECONOMIC DEVELOPMENT**

**PUBLIC SERVICES**

Matrix Code	Eligible Activity	Number of Persons Benefitting
05D	Youth Services	486
05I	Crime Awareness	33,955
Total Number of Persons Benefitting:		34,441

**PUBLIC IMPROVEMENTS**

Matrix Code	Eligible Activity	Number of Persons Benefitting
03D	Youth Centers	536
03F	Parks, Recreational Facilities	3,180
03K	Street Improvements	1,225
03O	Fire Station/Equipment	22,820
Total Number of Persons Benefitting:		27,761

**Scranton, Pennsylvania**

**PR 91**

**Emergency Solutions Grant (HESG)  
Financial Summary**

**January 1, 2017 to December 31, 2017**

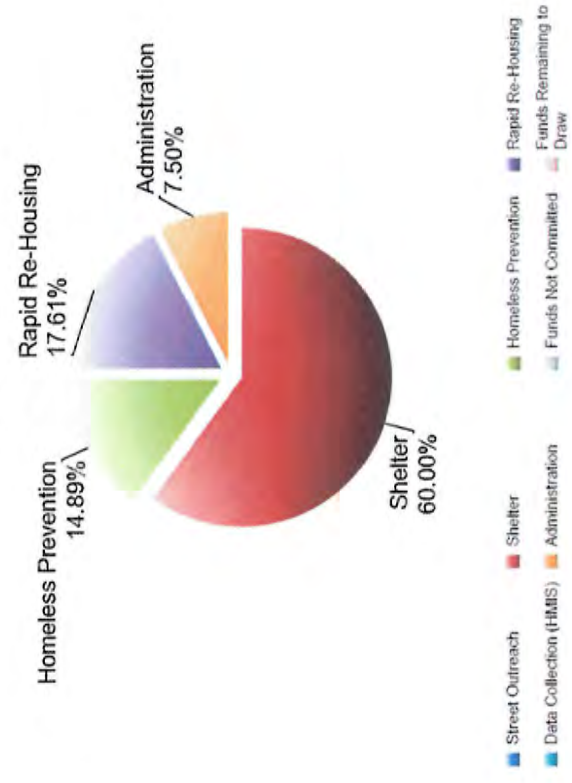
**ESG Program Level Summary**

Grant Number	Total Grant Amount	Total Funds Committed	Total Funds Available to Commit	% of Grant Funds Not Committed	Grant Funds Drawn	% of Grant Funds Drawn	Available to Draw	% Remaining to Draw
E15MC420014	\$230,044.00	\$230,044.00	\$0.00	0.00%	\$230,044.00	100.00%	\$0.00	0.00%

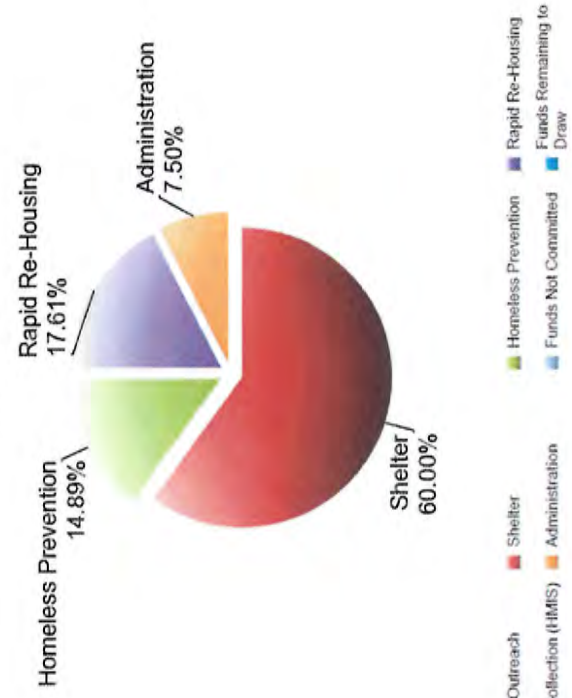
**ESG Program Components**

Activity Type	Total Committed to Activities	% of Grant Committed	Drawn Amount	% of Grant Drawn
Street Outreach	\$0.00	0.00%	\$0.00	0.00%
Shelter	\$138,026.00	60.00%	\$138,026.00	60.00%
Homeless Prevention	\$34,255.00	14.89%	\$34,255.00	14.89%
Rapid Re-Housing	\$40,510.00	17.61%	\$40,510.00	17.61%
Data Collection (HMIS)	\$0.00	0.00%	\$0.00	0.00%
Administration	\$17,253.00	7.50%	\$17,253.00	7.50%
Funds Not Committed	\$0.00	0.00%	\$0.00	0.00%
Funds Remaining to Draw	\$0.00	0.00%	\$0.00	0.00%
<b>Total</b>	<b>\$230,044.00</b>	<b>100.00%</b>	<b>\$230,044.00</b>	<b>100.00%</b>

**Funds Committed**



**Funds Drawn**



- Street Outreach
- Data Collection (HMIS)
- Shelter
- Homeless Prevention
- Rapid Re-Housing
- Funds Remaining to Draw
- Funds Not Committed
- Administration



2015

**24-Month Grant Expenditure Deadline**

All of the recipient's grant must be expended for eligible activity costs within 24 months after the date HUD signs the grant agreement with the recipient. Expenditure means either an actual cash disbursement for a direct charge for a good or service or an indirect cost or the accrual of a direct charge for a good or service or an indirect cost. This report uses draws in IDIS to measure expenditures. HUD allocated Fiscal Year 2011 ESG funds in two allocations. For FY2011, this Obligation Date is the date of the first allocation. This report does not list the Obligation Date, does not calculate the Expenditure Deadline, and does not track the Days Remaining for the FY 2011 second allocation.

Grant Amount: \$230,044.00

Grant Number	Draws to Date	HUD Obligation Date	Expenditure Deadline	Days Remaining to Meet Requirement Date	Expenditures Required
E15MC420014	\$230,044.00	07/17/2015	07/17/2017	(212)	\$0.00

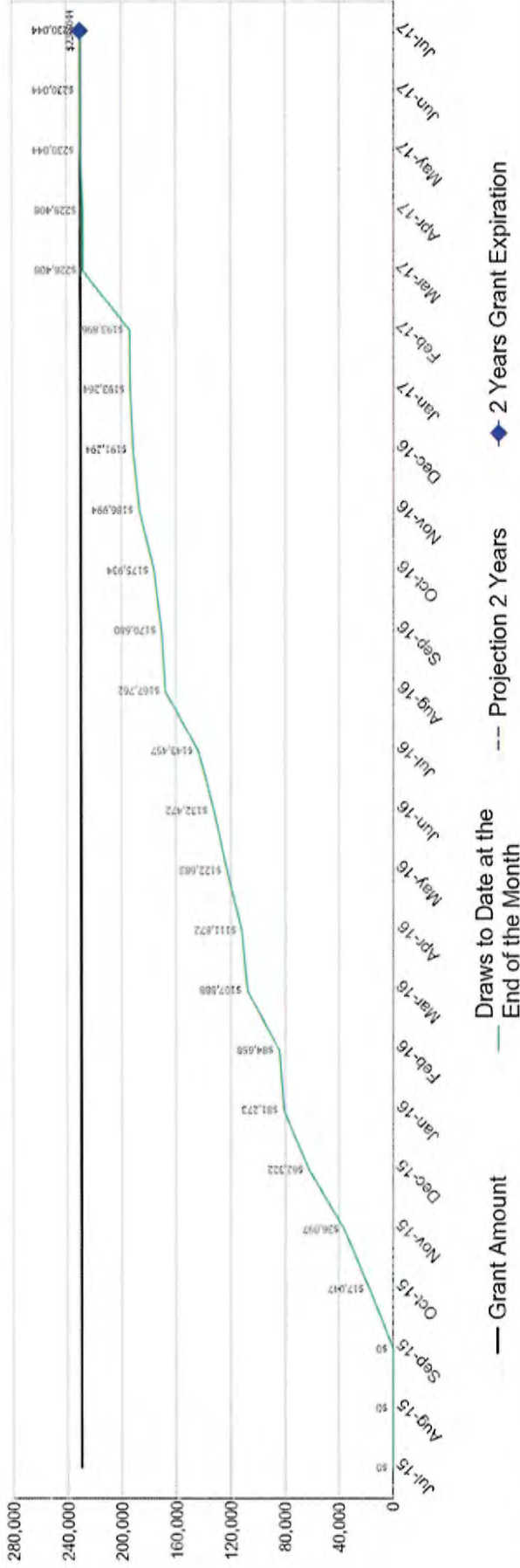
**60% Cap on Emergency Shelter and Street Outreach**

The cap refers to the total amount of the recipient's fiscal year grant, allowed for emergency shelter and street outreach activities, is capped at 60 percent. This amount cannot exceed the greater of: (1) 60% of the overall grant for the year; or, (2) the amount of Fiscal Year 2010 ESG funds committed for homeless assistance activities.

Amount Committed to Shelter	Amount Committed to Street Outreach	Total Amount Committed to Shelter and Street Outreach	% Committed to Shelter and Street Outreach	2010 Funds Committed to Homeless Assistance Activities	Total Drawn for Shelter and Street Outreach	% Drawn for Shelter and Street Outreach
\$138,026.00	\$0.00	\$138,026.00	60.00%	\$115,856.00	\$138,026.00	60.00%

ESG Draws By Month (at the total grant level):  
 Grant Amount: 230,044.00

Drawn to Date at End of Month



ESG Draws By Quarter (at the total grant level):

Quarter End Date	Draws for the Quarter	Draws to Date at the End of the Quarter	% Drawn for the Quarter	% Drawn to Date at End of Quarter
09/30/2015	\$0.00	\$0.00	0.00%	0.00%
12/31/2015	\$62,322.23	\$62,322.23	27.09%	27.09%
03/31/2016	\$45,566.03	\$107,888.26	19.81%	46.90%
06/30/2016	\$24,584.14	\$132,472.40	10.69%	57.59%
09/30/2016	\$38,207.33	\$170,679.73	16.61%	74.19%
12/31/2016	\$20,613.94	\$191,293.67	8.96%	83.16%
03/31/2017	\$37,114.69	\$228,408.36	16.13%	99.29%
06/30/2017	\$1,635.64	\$230,044.00	0.71%	100.00%
09/30/2017	\$0.00	\$230,044.00	0.00%	100.00%



U.S. Department of Housing and Urban Development  
Office of Community Planning and Development  
Integrated Disbursement and Information System

PR91 - ESG Financial Summary  
SCRANTON, PA

2015

DATE: 02-14-18  
TIME: 9:46  
PAGE: 4

**ESG Subrecipient Commitments and Draws by Activity Category :**

Subrecipient	Activity Type	Committed	Drawn
UNITED NEIGHBORHOOD CENTERS	Homeless Prevention	\$34,255.00	\$34,255.00
	Total	\$34,255.00	\$34,255.00
	Total Remaining to be Drawn	\$0.00	\$0.00
	Percentage Remaining to be Drawn	0.00%	0.00%
CATHERINE MCAULEY CENTER	Shelter	\$30,904.00	\$30,904.00
	Rapid Re-Housing	\$12,255.00	\$12,255.00
	Total	\$43,159.00	\$43,159.00
	Total Remaining to be Drawn	\$0.00	\$0.00
COMMUNITY INTERVENTION CENTER	Percentage Remaining to be Drawn	0.00%	0.00%
	Shelter	\$20,904.00	\$20,904.00
	Rapid Re-Housing	\$10,000.00	\$10,000.00
	Total	\$30,904.00	\$30,904.00
ST. JOSEPH'S CENTER	Total Remaining to be Drawn	\$0.00	\$0.00
	Percentage Remaining to be Drawn	0.00%	0.00%
	Shelter	\$13,686.00	\$13,686.00
	Total	\$13,686.00	\$13,686.00
WOMEN'S RESOURCE CENTER, INC.	Total Remaining to be Drawn	\$0.00	\$0.00
	Percentage Remaining to be Drawn	0.00%	0.00%
	Shelter	\$27,763.00	\$27,763.00
	Total	\$27,763.00	\$27,763.00
Catholic Social Services St. James Manor	Homeless Prevention	\$0.00	\$0.00
	Rapid Re-Housing	\$18,255.00	\$18,255.00
	Total	\$46,018.00	\$46,018.00
	Total Remaining to be Drawn	\$0.00	\$0.00
Catholic Social Services St. Anthony's Haven	Percentage Remaining to be Drawn	0.00%	0.00%
	Shelter	\$9,100.00	\$9,100.00
	Total	\$9,100.00	\$9,100.00
	Total Remaining to be Drawn	\$0.00	\$0.00
OECD-City of Scranton	Percentage Remaining to be Drawn	0.00%	0.00%
	Shelter	\$35,669.00	\$35,669.00
	Total	\$35,669.00	\$35,669.00
	Total Remaining to be Drawn	\$0.00	\$0.00
Administration	Percentage Remaining to be Drawn	0.00%	0.00%
	Total	\$17,253.00	\$17,253.00
	Total Remaining to be Drawn	\$0.00	\$0.00
	Percentage Remaining to be Drawn	0.00%	0.00%



### ESG Subrecipients by Activity Category

Activity Type	Subrecipient
Shelter	CATHERINE MCAULEY CENTER
	COMMUNITY INTERVENTION CENTER
	ST. JOSEPH'S CENTER
	WOMEN'S RESOURCE CENTER, INC.
Homeless Prevention	Catholic Social Services St. James Manor
	Catholic Social Services St. Anthony's Haven
Rapid Re-Housing	UNITED NEIGHBORHOOD CENTERS
	WOMEN'S RESOURCE CENTER, INC.
	CATHERINE MCAULEY CENTER
	COMMUNITY INTERVENTION CENTER
Administration	WOMEN'S RESOURCE CENTER, INC.
	OECD-City of Scranton

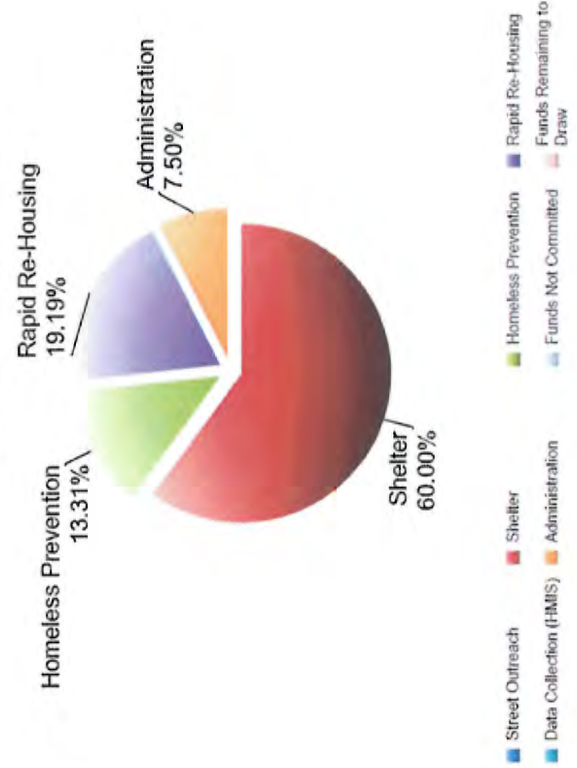
**ESG Program Level Summary**

Grant Number	Total Grant Amount	Total Funds Committed	Total Funds Available to Commit	% of Grant Funds Not Committed	Grant Funds Drawn	% of Grant Funds Drawn	Available to Draw	% Remaining to Draw
E16MC420014	\$226,593.00	\$226,593.00	\$0.00	0.00%	\$226,552.77	99.98%	\$40.23	0.02%

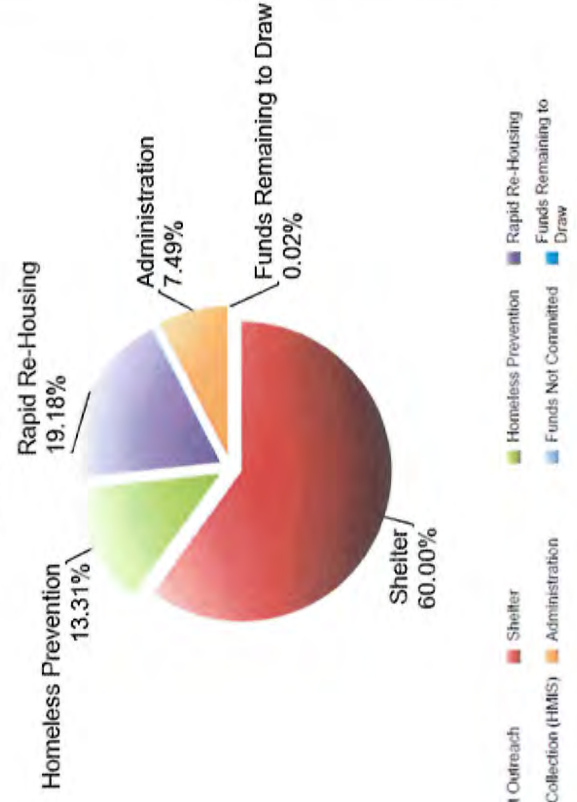
**ESG Program Components**

Activity Type	Total Committed to Activities	% of Grant Committed	Drawn Amount	% of Grant Drawn
Street Outreach	\$0.00	0.00%	\$0.00	0.00%
Shelter	\$135,955.00	60.00%	\$135,955.00	60.00%
Homeless Prevention	\$30,160.00	13.31%	\$30,160.00	13.31%
Rapid Re-Housing	\$43,483.52	19.19%	\$43,460.52	19.18%
Data Collection (HMIS)	\$0.00	0.00%	\$0.00	0.00%
Administration	\$16,994.48	7.50%	\$16,977.25	7.49%
Funds Not Committed	\$0.00	0.00%	\$0.00	0.00%
Funds Remaining to Draw	\$0.00	0.00%	\$40.23	0.02%
<b>Total</b>	<b>\$226,593.00</b>	<b>100.00%</b>	<b>\$226,593.00</b>	<b>100.00%</b>

**Funds Committed**



**Funds Drawn**



PR91 - ESG Financial Summary  
 SCRANTON, PA

2016

**24-Month Grant Expenditure Deadline**

All of the recipient's grant must be expended for eligible activity costs within 24 months after the date HUD signs the grant agreement with the recipient. Expenditure means either an actual cash disbursement for a direct charge for a good or service or an indirect cost or the accrual of a direct charge for a good or service or an indirect cost. This report uses draws in IDIS to measure expenditures. HUD allocated Fiscal Year 2011 ESG funds in two allocations. For FY2011, this Obligation Date is the date of the first allocation. This report does not list the Obligation Date, does not calculate the Expenditure Deadline, and does not track the Days Remaining for the FY 2011 second allocation.

Grant Amount: \$226,593.00

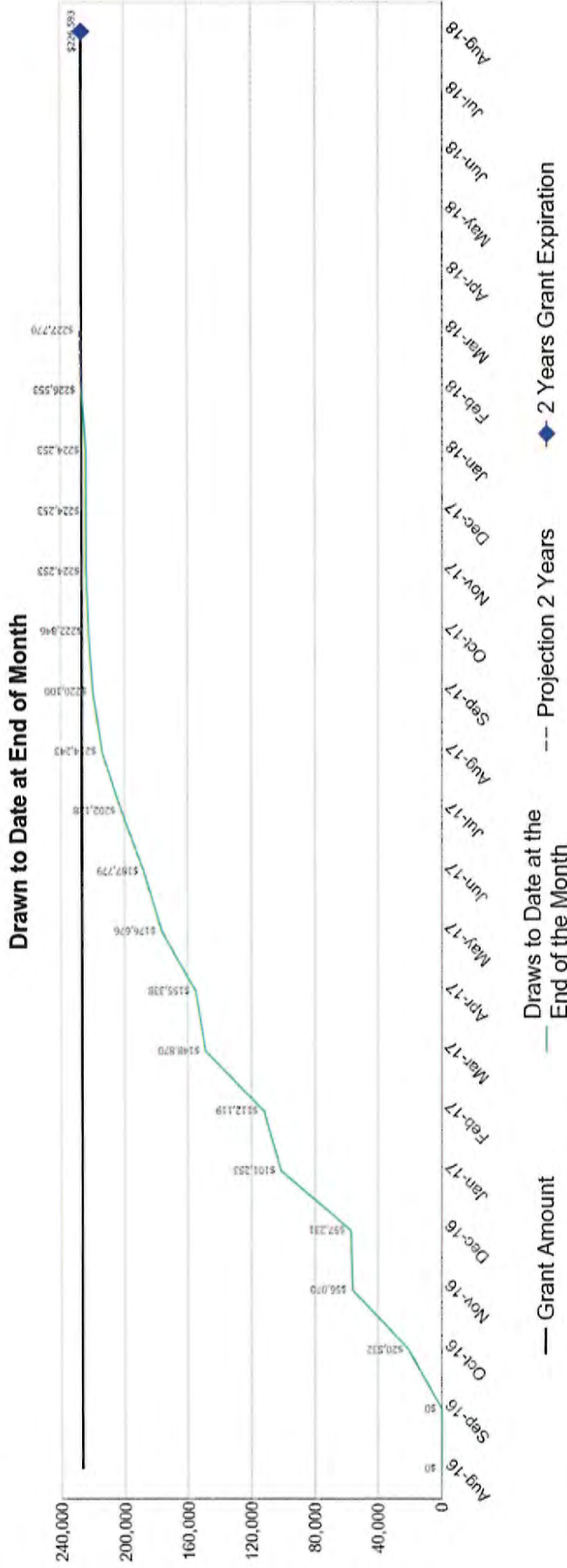
Grant Number	Draws to Date	HUD Obligation Date	Expenditure Deadline	Days Remaining to Meet Requirement Date	Expenditures Required
E16MC420014	\$226,552.77	08/03/2016	08/03/2018	170	\$40.23

**60% Cap on Emergency Shelter and Street Outreach**

The cap refers to the total amount of the recipient's fiscal year grant, allowed for emergency shelter and street outreach activities, is capped at 60 percent. This amount cannot exceed the greater of: (1) 60% of the overall grant for the year, or, (2) the amount of Fiscal Year 2010 ESG funds committed for homeless assistance activities.

Amount Committed to Shelter	Amount Committed to Street Outreach	Total Amount Committed to Shelter and Street Outreach	% Committed to Shelter and Street Outreach	2010 Funds Committed to Homeless Assistance Activities	Total Drawn for Shelter and Street Outreach	% Drawn for Shelter and Street Outreach
\$135,955.00	\$0.00	\$135,955.00	60.00%	\$115,858.00	\$135,955.00	60.00%

**ESG Draws By Month (at the total grant level):**  
 Grant Amount: 226,593.00



**ESG Draws By Quarter (at the total grant level):**

Quarter End Date	Draws for the Quarter	Draws to Date at the End of the Quarter	% Drawn for the Quarter	% Drawn to Date at End of Quarter
09/30/2016	\$0.00	\$0.00	0.00%	0.00%
12/31/2016	\$57,231.42	\$57,231.42	25.26%	25.26%
03/31/2017	\$91,638.53	\$148,869.95	40.44%	65.70%
06/30/2017	\$38,909.25	\$187,779.20	17.17%	82.87%
09/30/2017	\$32,321.29	\$220,100.49	14.26%	97.13%
12/31/2017	\$4,152.74	\$224,253.23	1.83%	98.97%
03/31/2018	\$2,299.54	\$226,552.77	1.01%	99.98%



PR91 - ESG Financial Summary  
SCRANTON, PA  
2016

**ESG Subrecipient Commitments and Draws by Activity Category :**

Subrecipient	Activity Type	Committed	Drawn
SCRANTON	Administration	\$16,994.48	\$16,977.25
	Total	\$16,994.48	\$16,977.25
	Total Remaining to be Drawn		\$17.23
	Percentage Remaining to be Drawn		0.10%
UNITED NEIGHBORHOOD CENTERS	Homeless Prevention	\$30,160.00	\$30,160.00
	Total	\$30,160.00	\$30,160.00
	Total Remaining to be Drawn		\$0.00
	Percentage Remaining to be Drawn		0.00%
CATHERINE MCAULEY CENTER	Shelter	\$27,606.00	\$27,606.00
	Rapid Re-Housing	\$10,500.00	\$10,500.00
	Total	\$38,106.00	\$38,106.00
	Total Remaining to be Drawn		\$0.00
COMMUNITY INTERVENTION CENTER	Percentage Remaining to be Drawn		0.00%
	Shelter	\$19,025.00	\$19,025.00
	Rapid Re-Housing	\$8,000.00	\$7,977.00
	Total	\$27,025.00	\$27,002.00
ST. JOSEPH'S CENTER	Total Remaining to be Drawn		\$23.00
	Percentage Remaining to be Drawn		0.09%
	Shelter	\$13,303.00	\$13,303.00
	Total	\$13,303.00	\$13,303.00
WOMEN'S RESOURCE CENTER, INC.	Total Remaining to be Drawn		\$0.00
	Percentage Remaining to be Drawn		0.00%
	Shelter	\$25,475.00	\$25,475.00
	Homeless Prevention	\$0.00	\$0.00
Catholic Social Services St. James Manor	Rapid Re-Housing	\$24,983.52	\$24,983.52
	Total	\$50,458.52	\$50,458.52
	Total Remaining to be Drawn		\$0.00
	Percentage Remaining to be Drawn		0.00%
Catholic Social Services St. Anthony's Haven	Shelter	\$9,012.00	\$9,012.00
	Total	\$9,012.00	\$9,012.00
	Total Remaining to be Drawn		\$0.00
	Percentage Remaining to be Drawn		0.00%
Catholic Social Services St. Francis Commons	Shelter	\$32,522.00	\$32,522.00
	Total	\$32,522.00	\$32,522.00
	Total Remaining to be Drawn		\$0.00
	Percentage Remaining to be Drawn		0.00%





**ESG Subrecipients by Activity Category**

Activity Type	Subrecipient
Shelter	CATHERINE MCAULEY CENTER
	COMMUNITY INTERVENTION CENTER
	ST. JOSEPH'S CENTER
	WOMEN'S RESOURCE CENTER, INC.
	Catholic Social Services St. James Manor
	Catholic Social Services St. Anthony's Haven
Homeless Prevention	Catholic Social Services St. Francis Commons
	UNITED NEIGHBORHOOD CENTERS
	WOMEN'S RESOURCE CENTER, INC.
Rapid Re-Housing	CATHERINE MCAULEY CENTER
	COMMUNITY INTERVENTION CENTER
	WOMEN'S RESOURCE CENTER, INC.
Administration	SCRANTON

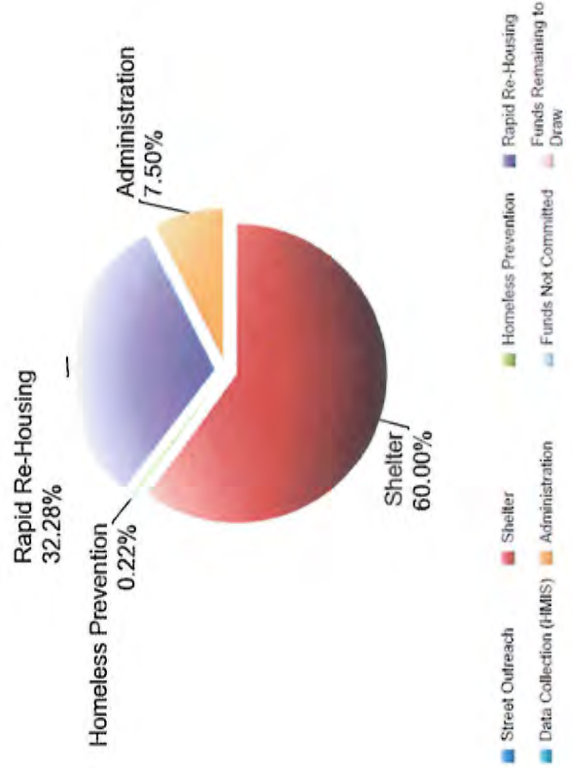
**ESG Program Level Summary**

Grant Number	Total Grant Amount	Total Funds Committed	Total Funds Available to Commit	% of Grant Funds Not Committed	Grant Funds Drawn	% of Grant Funds Drawn	Available to Draw	% Remaining to Draw
E17MC420014	\$222,560.00	\$222,560.00	\$0.00	0.00%	\$85,640.02	38.48%	\$136,919.98	61.52%

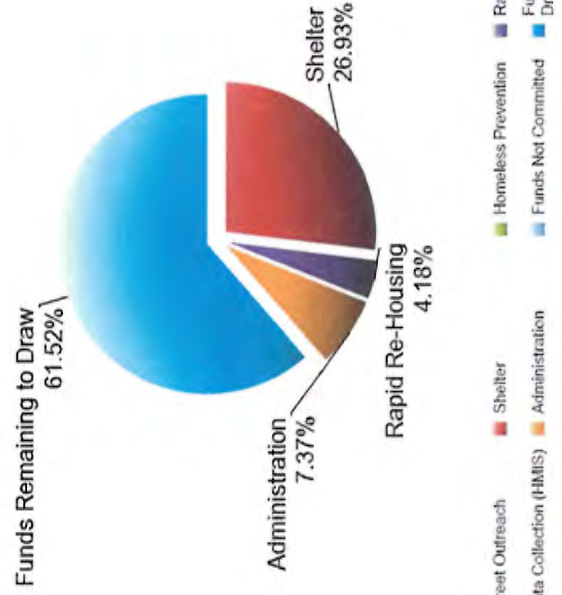
**ESG Program Components**

Activity Type	Total Committed to Activities	% of Grant Committed	Drawn Amount	% of Grant Drawn
Street Outreach	\$0.00	0.00%	\$0.00	0.00%
Shelter	\$133,536.00	60.00%	\$59,929.57	26.93%
Homeless Prevention	\$500.00	0.22%	\$0.00	0.00%
Rapid Re-Housing	\$71,832.00	32.28%	\$9,313.42	4.18%
Data Collection (HMIS)	\$0.00	0.00%	\$0.00	0.00%
Administration	\$16,692.00	7.50%	\$16,397.03	7.37%
Funds Not Committed	\$0.00	0.00%	\$0.00	0.00%
Funds Remaining to Draw	\$0.00	0.00%	\$136,919.98	61.52%
<b>Total</b>	<b>\$222,560.00</b>	<b>100.00%</b>	<b>\$222,560.00</b>	<b>100.00%</b>

**Funds Committed**



**Funds Drawn**



PR91 - ESG Financial Summary  
 SCRANTON, PA

2017

**24-Month Grant Expenditure Deadline**

All of the recipient's grant must be expended for eligible activity costs within 24 months after the date HUD signs the grant agreement with the recipient. Expenditure means either an actual cash disbursement for a direct charge for a good or service or an indirect cost or the accrual of a direct charge for a good or service or an indirect cost. This report uses draws in IDIS to measure expenditures. HUD allocated Fiscal Year 2011 ESG funds in two allocations. For FY2011, this Obligation Date is the date of the first allocation. This report does not list the Obligation Date, does not calculate the Expenditure Deadline, and does not track the Days Remaining for the FY 2011 second allocation.

Grant Amount: \$222,560.00

Grant Number	Draws to Date	HUD Obligation Date	Expenditure Deadline	Days Remaining to Meet Requirement Date	Expenditures Required
E17MC420014	\$85,640.02	09/22/2017	09/22/2019	585	\$136,919.98

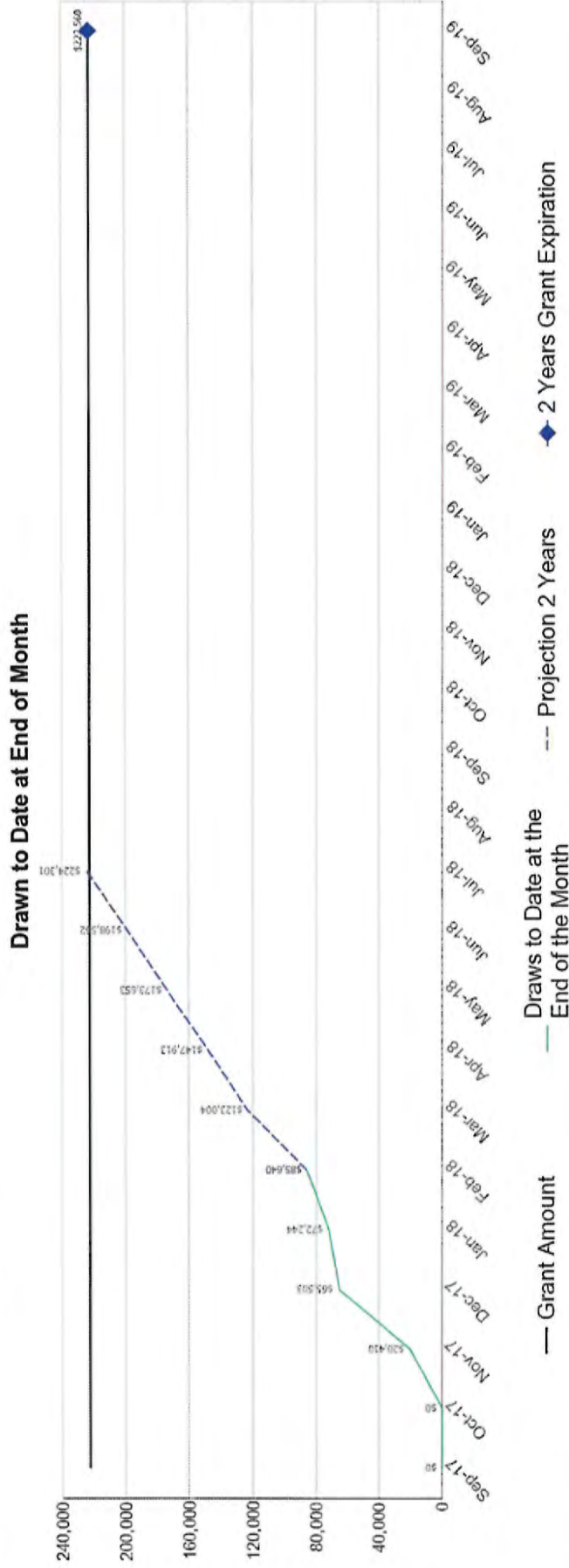
**60% Cap on Emergency Shelter and Street Outreach**

The cap refers to the total amount of the recipient's fiscal year grant, allowed for emergency shelter and street outreach activities, is capped at 60 percent. This amount cannot exceed the greater of: (1) 60% of the overall grant for the year; or, (2) the amount of Fiscal Year 2010 ESG funds committed for homeless assistance activities.

Amount Committed to Shelter	Amount Committed to Street Outreach	Total Amount Committed to Shelter and Street Outreach	% Committed to Shelter and Street Outreach	2010 Funds Committed to Homeless Assistance Activities	Total Drawn for Shelter and Street Outreach	% Drawn for Shelter and Street Outreach
\$133,536.00	\$0.00	\$133,536.00	60.00%	\$115,858.00	\$59,929.57	26.93%

**ESG Draws By Month (at the total grant level):**

Grant Amount: 222,560.00



**ESG Draws By Quarter (at the total grant level):**

Quarter End Date	Draws for the Quarter	Draws to Date at the End of the Quarter	% Drawn for the Quarter	% Drawn to Date at End of Quarter
09/30/2017	\$0.00	\$0.00	0.00%	0.00%
12/31/2017	\$65,503.31	\$65,503.31	29.43%	29.43%
03/31/2018	\$20,136.71	\$85,640.02	9.05%	38.48%



**ESG Subrecipient Commitments and Draws by Activity Category :**

Subrecipient	Activity Type	Committed	Drawn
SCRANTON	Administration	\$16,692.00	\$16,397.03
	Total	\$16,692.00	\$16,397.03
	Total Remaining to be Drawn		\$294.97
	Percentage Remaining to be Drawn		1.77%
	Rapid Re-Housing	\$31,057.00	\$0.00
UNITED NEIGHBORHOOD CENTERS	Total	\$31,057.00	\$0.00
	Total Remaining to be Drawn		\$31,057.00
	Percentage Remaining to be Drawn		100.00%
	Shelter	\$27,000.00	\$17,759.14
	Total	\$27,000.00	\$17,759.14
CATHERINE MCAULEY CENTER	Total Remaining to be Drawn		\$9,240.86
	Percentage Remaining to be Drawn		34.23%
	Rapid Re-Housing	\$10,000.00	\$0.00
	Total	\$10,000.00	\$0.00
	Total Remaining to be Drawn		\$10,000.00
COMMUNITY INTERVENTION CENTER	Percentage Remaining to be Drawn		100.00%
	Shelter	\$18,000.00	\$0.00
	Total	\$18,000.00	\$0.00
	Total Remaining to be Drawn		\$18,000.00
	Percentage Remaining to be Drawn		100.00%
ST. JOSEPH'S CENTER	Shelter	\$15,536.00	\$9,306.43
	Homeless Prevention	\$500.00	\$0.00
	Rapid Re-Housing	\$17,775.00	\$9,313.42
	Total	\$33,811.00	\$18,619.85
	Total Remaining to be Drawn		\$15,191.15
WOMEN'S RESOURCE CENTER, INC.	Percentage Remaining to be Drawn		44.93%
	Shelter	\$10,000.00	\$0.00
	Total	\$10,000.00	\$0.00
	Total Remaining to be Drawn		\$10,000.00
	Percentage Remaining to be Drawn		100.00%
Catholic Social Services St. James Manor	Shelter	\$35,000.00	\$32,864.00
	Total	\$35,000.00	\$32,864.00
	Total Remaining to be Drawn		\$2,136.00
	Percentage Remaining to be Drawn		6.10%
	Shelter	\$10,000.00	\$0.00
Catholic Social Services St. Anthony's Haven	Total	\$10,000.00	\$0.00
	Total Remaining to be Drawn		\$10,000.00
	Percentage Remaining to be Drawn		100.00%
	Shelter	\$18,000.00	\$0.00
	Total	\$18,000.00	\$0.00
Catholic Social Services St. Francis Commons	Total Remaining to be Drawn		\$10,000.00
	Percentage Remaining to be Drawn		100.00%
	Shelter	\$18,000.00	\$0.00
	Total	\$18,000.00	\$0.00
	Total Remaining to be Drawn		\$0.00
Community Intervention Center	Percentage Remaining to be Drawn		0.00%
	Shelter	\$18,000.00	\$0.00
	Total	\$18,000.00	\$0.00
	Total Remaining to be Drawn		\$18,000.00
	Percentage Remaining to be Drawn		100.00%



U.S. Department of Housing and Urban Development  
Office of Community Planning and Development  
Integrated Disbursement and Information System

PR91 - ESG Financial Summary  
SCRANTON, PA

2017

DATE: 02-14-18  
TIME: 9:46  
PAGE: 15

Subrecipient	Activity Type	Committed	Drawn
Community Intervention Center	Total Remaining to be Drawn		\$18,000.00
	Percentage Remaining to be Drawn		100.00%
	Rapid Re-Housing	\$13,000.00	\$0.00
Catherine McAuley Center	Total	\$13,000.00	\$0.00
	Total Remaining to be Drawn		\$13,000.00
	Percentage Remaining to be Drawn		100.00%
United neighborhood center	Homeless Prevention	\$0.00	\$0.00
	Total	\$0.00	\$0.00
	Total Remaining to be Drawn		\$0.00
	Percentage Remaining to be Drawn		100.00%

**ESG Subrecipients by Activity Category**

Activity Type	Subrecipient
Shelter	CATHERINE MCAULEY CENTER
	ST. JOSEPH'S CENTER
	WOMEN'S RESOURCE CENTER, INC.
	Catholic Social Services St. James Manor
	Catholic Social Services St. Anthony's Haven
	Catholic Social Services St. Francis Commons
	Community Intervention Center
	WOMEN'S RESOURCE CENTER, INC.
	United neighborhood center
	UNITED NEIGHBORHOOD CENTERS
Rapid Re-Housing	COMMUNITY INTERVENTION CENTER
	WOMEN'S RESOURCE CENTER, INC.
Administration	Catherine McAuley Center
	SCRANTON