


# **CITY OF SCRANTON**

## **Lackawanna County, Pennsylvania**



**January 1, 2015 – December 31, 2015**

### **Consolidated Annual Performance and Evaluation Report CAPER**

---

**William L. Courtright**  
Mayor  
City of Scranton

**Linda B. Aebli**  
Executive Director

---

**Prepared By:**  
**Office of Economic and Community Development**  
340 North Washington Avenue  
Municipal Building  
Scranton, Pennsylvania 18503  
[www.scrantonpa.gov/oecd](http://www.scrantonpa.gov/oecd)  
Phone: 570/348-4216  
FAX: 570/348-4123  
TDD: 570/348-4233

---



# Scranton, Pennsylvania 2015 Consolidated Annual Performance and Evaluation Report

For the Program Period Ending: January 1, 2015 through December 1, 2015

## TABLE OF CONTENTS

Submission Letter to HUD	
Verification of Public Notice - March 17, 2016	
Leveraging .....	17
CR-20 Affordable Housing 91.520(b).....	21
CR-25 Homeless and Other Special Needs 91.220(d); 91.320(d,e); 91,520(c).....	23
CR-30 Public Housing 91.220(H); 91.320(j).....	25
CR-35 Other Actions 91.220(j)-(k); 91.320(i)-(j).....	26
CR-40 Monitoring 91-220; 91.230.....	28
CR-05 Goals and Outcomes	
CR-10 Racial and Ethnic Composition of families Assisted	
CR-15 Resources and Investments	
CR-20 Affordable Housing	
CR-25 Homeless and Other Special Needs	
CR-30 Public Housing	
CR-35 Other Actions	
CR-40 Monitoring	
CR-45 Community Development Block Grant Program.....	30
CR-50 HOME Investment Partnership Program.....	31
Emergency Solutions Grants 2015 eCart Summary Report with Filters.....	1 to 25
Maps	
IDIS Reports	
<b>PR 02 List of Activities 2015</b>	
<b>PR 05 Drawdown Report by Project &amp; Activities 2015</b>	
<b>PR 06 Summary of Consolidated Plan Projects for 2015</b>	
<b>PR 07 Drawdown Report by Voucher Number – 2015 CDBG-HOME-ESG</b>	
<b>PR 22 Status of HOME Activities – Entitlement 2015</b>	
<b>PR 23 CDBG Activities with Disbursements by Activity Group &amp; Matrix Code 2015</b>	
<b>PR 25 Status of CHDO Funds by Fiscal Year</b>	
<b>PR 26 CDBG Financial Summary Report</b>	
<b>PR 27 Status of HOME Grants 2015</b>	
<b>PR 33 HOME Matching Liability Report</b>	
<b>PR 50 CDBG Expenditure Report</b>	
<b>PR 51 Selected CDBG Accomplishment Report Program Year 2015</b>	
<b>PR 54 CDBG Grant Performance Profile</b>	
<b>PR 91 ESG Sub-recipients Vouchers</b>	



**Scranton, Pennsylvania**

**Submission Letter**



March 25, 2016

Mr. Nadab O. Bynum  
Director  
Office of Community Planning and Development  
U.S. Department of Housing and Urban Development  
The Wanamaker Building  
100 Penn Square East  
Philadelphia, PA 19107-3380

Re: City of Scranton, Pennsylvania  
Consolidated Annual Performance & Evaluation Report (Caper)  
January 1, 2015 to December 31, 2015

Dear Director Bynum:

The City of Scranton's Consolidated Annual Performance and Evaluation Report for the year 2015 has been submitted through the Integrated Disbursement Information System. Please note this is the First (1<sup>th</sup>) year of our 2015-2019 Consolidated Plan.

City of Scranton's Office of Economic and Community Development (OECD) has made a concerted effort to ensure that this CAPER meets all the federal regulations outlined in 24 CFR Part 91.

If you have any questions or need additional information please do not hesitate to contact me at 570/348-4216 or email at [Laebli@scrantonpa.gov](mailto:Laebli@scrantonpa.gov).

Sincerely,

Linda B. Aebli  
Executive Director

Lba/

Cc. (Letter Only)  
Ms. Fatina Ming, CPD Representative, HUD, Philadelphia  
Ms. Mary Maroon, Director of Finance and Compliance, OECD  
Mr. Thomas Preambo, Deputy Director, OECD  
Eugene F. Hickey II, Esquire, Solicitor, OECD  
Scranton City Council (Complete CAPER)  
Scranton Public Library (Complete CAPER)



**Scranton, Pennsylvania**

**Verification  
Of  
Public Notice**

**Scranton Times**

**Thursday March 17, 2016**



March 15, 2016

The Scranton Times/Tribune  
Penn Avenue and Spruce Street  
Scranton, PA 18503

**Re: Public Notice  
City of Scranton  
Office of Economic and Community Development  
Consolidated Annual Performance and Evaluation Report**

To Whom It May Concern:

Please insert the enclosed **PUBLIC NOTICE** in the **(Non- Legal Section)** of the Scranton Times/Tribune on the following day:

**Thursday, March 17, 2016**

This office is requesting a notarized invoice indicating the date the Public Notice appeared in your newspaper. Please include on the invoice the **PROJECT TITLE** as listed above and forward the notarized invoice to our mailing address:

**OFFICE OF ECONOMIC & COMMUNITY DEVELOPMENT  
Municipal Building  
340 North Washington Avenue  
Scranton, PA 18503**

Please be aware that the notarized invoice we are requesting is not in lieu of the billing invoice that is sent to this address. The billing invoice should include a tear sheet and project title and number as listed above. **BILL TO OECD ACCOUNT #11859.**

Thank you for your cooperation in this matter. If you have any questions regarding this request, please contact me at 348-4216.

Sincerely,

A handwritten signature in blue ink that reads "Linda B. Aebli".

Linda B. Aebli  
Executive Director

---

Lba/

Enclosure



# **PUBLIC NOTICE**

Notice is hereby given by the City of Scranton, Pennsylvania that the Consolidated Annual Performance and Evaluation Report (CAPER) for the period of January 1, 2015 to December 31, 2015 has been drafted and is available to the public for review and comments in the City of Scranton's Office of Economic and Community Development (OECD) located 340 North Washington Avenue, Municipal Building, Scranton, Pennsylvania 18503.

This report is available until Friday, March 25, 2016 from 8:30 a.m. to 4:00 p.m. daily. This report will include both a summary of programmatic accomplishments and an assessment of progress towards meeting the priority needs and specific objectives identified in Scranton's Consolidated Plan 2015-2019. The CAPER reports on the Community Development Block Grant Program (CDBG), HOME Investment Partnership (HOME) and the Emergency Solutions Grant Program (ESG). The CAPER is due to the U. S. Department of Housing and Urban Development ninety (90) days of the close of Scranton's program year or Friday, March 30, 2016.

**William L. Courtright,**  
Mayor  
City of Scranton

**Linda B. Aebli,**  
Executive Director  
Office of Economic and  
Community Development

## Scranton, Pennsylvania

### Public Comments

There were no public comments on the 2015 City of Scranton, Pennsylvania's Consolidated Annual Performance Evaluation Report. The final CAPER can be viewed at [www.scrantonpa.gov](http://www.scrantonpa.gov), at the Scranton Albright Memorial Library, City Council and/or Scranton's Office of Economic and Community Development.



## Leveraging

*Explain how federal funds leveraged additional resources (private, state and local funds), including a description of how matching requirements were satisfied, as well as how any publicly owned land or property located within the jurisdiction that were used to address the needs identified in the plan.*

Scranton, a government participating jurisdiction satisfies both of the distress factor match requirement has been reduced by 100%. In order to be reduced the average poverty rate in Scranton was equal to or greater than 125 percent of the average national poverty rate during the calendar year for which the most recent data are available, as determined according to information of the Bureau of the Census. The average per capita income for Scranton was less than 75 percent of the average national per capita income, during the calendar year for which the most recent data are available, as also determined according to information from the Bureau of the Census.

<b>Fiscal Year Summary – HOME Match</b>	
1. Excess match from prior Federal fiscal year	5,020,633
2. Match contributed during current Federal fiscal year	5,954
3. Total match available for current Federal fiscal year (Line 1 plus Line 2)	5,026,587
4. Match liability for current Federal fiscal year	0
5. Excess match carried over to next Federal fiscal year (Line 3 minus Line 4)	5,026,587

**Table 5 – Fiscal Year Summary - HOME Match Report**

Match Contribution for the Federal Fiscal Year										
Project No. or Other ID	Date of Contribution	Cash (non-Federal sources)	Foregone Taxes, Fees, Charges	Appraised Land/Real Property	Required Infrastructure	Site Preparation, Construction Materials, Donated labor	Bond Financing	Total Match		
2311	07/15/2015	0	0	0	0	0	0	160		
2315	08/12/2015	0	0	0	0	0	0	2,000		
2323	10/06/2015	0	0	0	0	0	0	1,541		
2330	08/31/2015	0	0	0	0	0	0	2,253		

Table 6 – Match Contribution for the Federal Fiscal Year

**HOME MIBE/WBE report**

Program Income – Enter the program amounts for the reporting period				
Balance on hand at beginning of reporting period	Amount received during reporting period	Total amount expended during reporting period	Amount expended for TBRA	Balance on hand at end of reporting period
\$ 18,321	\$ 45,349	\$ 57,528	\$ 0	\$ 6,142

Table 7 – Program Income



<b>Minority Business Enterprises and Women Business Enterprises – Indicate the number and dollar value of contracts for HOME projects completed during the reporting period</b>						
	Total	Minority Business Enterprises				White Non-Hispanic
		Alaskan Native or American Indian	Asian or Pacific Islander	Black Non-Hispanic	Hispanic	
<b>Contracts</b>						
Dollar Amount	0	0	0	0	0	0
Number	0	0	0	0	0	0
<b>Sub-Contracts</b>						
Number	0	0	0	0	0	0
Dollar Amount	0	0	0	0	0	0
	Total	Women Business Enterprises	Male			
<b>Contracts</b>						
Dollar Amount	0	0	0			
Number	0	0	0			
<b>Sub-Contracts</b>						
Number	0	0	0			
Dollar Amount	0	0	0			

Table 8– Minority Business and Women Business Enterprises

<b>Minority Owners of Rental Property – Indicate the number of HOME assisted rental property owners and the total amount of HOME funds in these rental properties assisted</b>						
	Total	Minority Property Owners				White Non-Hispanic
		Alaskan Native or American Indian	Asian or Pacific Islander	Black Non-Hispanic	Hispanic	
Number	0	0	0	0	0	0
Dollar Amount	0	0	0	0	0	0

Table 9 – Minority Owners of Rental Property

<b>Relocation and Real Property Acquisition</b> – Indicate the number of persons displaced, the cost of relocation payments, the number of parcels acquired, and the cost of acquisition						
Parcels Acquired		0		0		
Businesses Displaced		0		0		
Nonprofit Organizations Displaced		0		0		
Households Temporarily Relocated, not Displaced		0		0		
Households Displaced	Total	Minority Property Enterprises				White Non-Hispanic
		Alaskan Native or American Indian	Asian or Pacific Islander	Black Non-Hispanic	Hispanic	
Number	0	0	0	0	0	0
Cost	0	0	0	0	0	0

Table 10 – Relocation and Real Property Acquisition

**CR-20 - Affordable Housing 91.520(b)**

***Evaluation of the jurisdiction's progress in providing affordable housing, including the number and types of families served, the number of extremely low-income, low-income, moderate-income, and middle-income persons served.***

	One-Year Goal	Actual
Number of Homeless households to be provided affordable housing units	0	0
Number of Non-Homeless households to be provided affordable housing units	0	0
Number of Special-Needs households to be provided affordable housing units	0	0
<b>Total</b>	<b>0</b>	<b>0</b>

**Table 11 – Number of Households**

	One-Year Goal	Actual
Number of households supported through Rental Assistance	0	0
Number of households supported through The Production of New Units	0	0
Number of households supported through Rehab of Existing Units	0	0
Number of households supported through Acquisition of Existing Units	0	0
<b>Total</b>	<b>0</b>	<b>0</b>

**Table 12 – Number of Households Supported**

**Discuss the difference between goals and outcomes and problems encountered in meeting these goals.**

Scranton’s First Time Homebuyer Program saw a smaller pool of qualified applicants than in previous years resulting in fewer households supported with down payment assistance and closing costs. Scranton has a very old housing stock and many of the homes that are priced to sell to an applicant does not pass the City’s Code inspection. Other reasons the applicant cannot get a mortgage from a financial institutions due to to low of income, credit or many other reasons.

HOME funds were used to complete and support the Owner-Occupied Rehabilitation Program of one (1) low-income family. Although our waiting list is long, the first initial inspection on a home finds so much extensive work that is required in bring these homes up to code it is not financial feasible to invest this high amount of federal funding in these homes. Scranton needs to look at other program designs to determine if other programs will work more economically in Scranton.



Discuss how these outcomes will impact future annual action plans.

*Include the number of extremely low-income, low-income, and moderate-income persons served by each activity where information on income by family size is required to determine the eligibility of the activity.*

Number of Persons Served	CDBG Actual	HOME Actual
Extremely Low-income	0	0
Low-income	0	0
Moderate-income	0	0
<b>Total</b>	<b>0</b>	<b>0</b>

Table 13 – Number of Persons Served

### Narrative Information

In addressing priority housing needs in the City of Scranton it is crucial to highlight an action that is a driving factor in the City's efforts to provide safe, clean and affordable housing to those in need. The Scranton Housing Authority, continues to replace or rehabilitate older housing. The City of Scranton continues to use a combination of Consolidated Plan funds, Low Income Housing Tax Credits, project-based subsidies, and private funding to create affordable housing scattered throughout the City. These projects will consist of safe, clean and affordable rental housing. The majority of these units are located in within the PA DCED Elm Street Program footprint located in the South Side of Scranton. The City, in collaboration with United Neighborhood Center Development Corporation (UNCDC) has made significant progress on reaching the goals of the PA DCED Elm Street Program.

Another project North Scranton at Goodwill project was 98% substantially completed in 2015. This is a \$22M project to benefit low income housing for the elderly, an auditorium for entertainment. The Number of Person served will be completed in the 2016 CAPER.

## CR-25 - Homeless and Other Special Needs 91.220(d, e); 91.320(d, e); 91.520(c)

***Evaluate the jurisdiction's progress in meeting its specific objectives for reducing and ending homelessness through: Reaching out to homeless persons (especially unsheltered persons) and assessing their individual needs.***

Reaching out to unsheltered persons is accomplished through Street Outreach of which none of the City of Scranton's sub-recipients are presently engaged. Therefore, the unsheltered are drop-ins or referrals to the shelter agencies. As for evaluating the progress this is accomplished through the information supplied to HMIS by the sub-recipient agencies. They provide summary reports supplied with their request for reimbursement to OECD and the City of Scranton, OECD staff also conducts an on site monitoring visit with sub-recipient related to their programs.

### ***Addressing the emergency shelter and transitional housing needs of homeless persons***

The St. Joseph Center operates the Mother Infant Program that provides transitional housing and supportive services to homeless mothers and infants. In 2015, the program served 12 families (12 mothers and 11 babies) bringing the total number of clients served to 23. 1 of them was pregnant and close to her due date. All the mothers received intensive case management and support to help them overcome their barriers (such as lack of transportation, childcare, income, and training/education) to achieve their goals. Staff also provided emotional support as needed. All were assisted with material assistance such as needed diapers, wipes and other baby items such as baby furniture, clothing and toiletries. They also had access to these services 24/7 as needed. All the mothers also participated in the scheduled weekly life skills and parenting classes.

Out of the 12 mothers served, 3 were in school, 3 worked and the other 3 worked on their goals. 2 of them had newborns and were just starting to work on their goals, and 1 was pregnant, close to her due date when she moved in and therefore wasn't working or in school/training. 7 mothers exited the program during the year, and 6 of them moved to permanent housing. All 6 mothers received assistance with furnishings and moving for their new apartment, in addition to assistance with first month's rent/security.

The Mother Infant Program provided all families served with a safe, secure and supportive environment during a very crucial time in the lives of these mothers and babies.

***Helping low-income individuals and families avoid becoming homeless, especially extremely low-income individuals and families and those who are: likely to become homeless after being discharged from publicly funded institutions and systems of care (such as health care facilities, mental health facilities, foster care and other youth facilities, and corrections programs and institutions); and, receiving assistance from public or private agencies that address housing, health, social services, employment, education, or youth needs***

It is the responsibility of the discharging facility to provide those individuals with referrals to the proper agencies to get continued care. Temporary or permanent housing, life skills and credit counseling and any other services required by the homeless or soon to be homeless individuals. It is furthermore the sub-recipient's responsibility to follow up with the client.

***Helping homeless persons (especially chronically homeless individuals and families, families with children, veterans and their families, and unaccompanied youth) make the transition to permanent housing and independent living, including shortening the period of time that individuals and families experience homelessness, facilitating access for homeless individuals and families to affordable housing units, and preventing individuals and families who were recently homeless from becoming homeless again***

There must be housing units available that meet the HUD criteria for habitable, affordable and meet the fair market rent, habitability standards and utility allowances. There must also be a continuum of care environmental report review completed before a client is permitted to move into the property. These reviews are currently for the carried out by the City Planner for the City of Scranton's OECD.



## **CR-30 - Public Housing 91.220(h); 91.320(j)**

### ***Actions taken to address the needs of public housing***

The Scranton Housing Authority (SHA) and the City of Scranton continue to work together to provide a better environment for our residents in Public Housing. The SHA continually assesses and revises its programs to meet the needs of our residents. All our Public Housing units are assisted through HUD's Capital Fund Program. SHA's Capital Fund Program provides the financial resources to implement physical and management improvements throughout its developments. The comprehensive modernization of Buildings 1 and 2 at Valley View Terrace has been completed. Site work and landscaping was also finished giving that area of the development a new look. Similar work has begun for two (2) more buildings within the development. In addition, Building 20, a three (3) story obsolete elevator operated building with twenty-four (24) apartments, has been demolished. This has provided additional green space for our residents. SHA will continue to update its Five-Year Capital Improvement Plan on an annual basis. Our ongoing physical needs assessment and resident input will allow us to determine our priorities as additional capital improvements are made.

### ***Actions taken to encourage public housing residents to become more involved in management and participate in homeownership***

The Scranton Housing Authority (SHA) will continue to work closely with our Resident Advisory Board (RAB) in developing SHA's Annual and Five-Year Plan. SHA obtains valuable input from our RAB in determining management and physical needs for the SHA. The SHA, in conjunction with the residents of the 45 Scattered-Site units, prepared a plan to give the residents of these Public Housing units an opportunity to become homeowners under Section 5(h) of the Housing Act of 1937. The proposed sale of the units is based on the interest, ability and potential ability of the residents to become self-sufficient homebuyers.

### ***Actions taken to provide assistance to troubled Public Housing Authority (PHAs)***

The Scranton Housing Authority is not a troubled Public Housing Authority (PHA).

## **CR-35 - Other Actions 91.220(j)-(k); 91.320(i)-(j)**

***Actions taken to remove or ameliorate the negative effects of public policies that serve as barriers to affordable housing such as land use controls, tax policies affecting land, zoning ordinances, building codes, fees and charges, growth limitations, and policies affecting the return on residential investment. 91.220 (j); 91.320 (i)***

A review of the City's Public Policies indicates the need to update the 1993 Zoning Ordinance to reflect current policies and procedures and to bring it into conformance with the Fair Housing Act, the Americans with Disabilities Act, and Section 504 of the Disabilities Act, as well as a need to update the current real estate tax assessments. In order to meet these goals, the city intends to undertake the following:

- Update its existing 1993 Zoning Ordinance to bring it into compliance with the Fair Housing Act, American with Disabilities Act, and Section 504 of the Disabilities Act.
- Evaluate its policies and procedures in regard to zoning variances (etc.).
- Cooperate with Lackawanna County on the reassessment of real estate values in the City and reevaluate the City's tax rates to make it compatible with the surrounding region.

***Actions taken to address obstacles to meeting underserved needs. 91.220(k); 91.320(j)***

The primary obstacle to meeting underserved needs of low- and moderate-income populations continues to be the availability of funds. Organizations serving these populations continue to experience significant reductions in funding from both governmental and private sources. Like many entitlement communities, Both Scranton's CDBG and HOME Program funding has been greatly reduced. Reductions in the Commonwealth of Pennsylvania to Scranton's Sub-Recipients and other non-profits have prohibited the non-profits to cover this funding gap, leaving many worthy and valuable programs unfunded or under-funded. This challenge is beyond the capacity of the local jurisdiction to satisfactorily address. The City has strongly encouraged organizations to consider collaborating in the provision of serves to low-income residents in an effort to improve efficiency, strengthen capacity, and best meet the needs of the underserved.

***Actions taken to reduce lead-based paint hazards. 91.220(k); 91.320(j)***

Scranton will remain proactive in identifying children with an elevated blood lead level, Scranton provides oversight to ensure that the lead-based paint problem is addressed.

The new EPA guideline for renovation, paint and repair, effective April 22, 2010, require that all contractors notify owners of properties constructed prior to 1978 of the potential for lead based paint hazards and to perform work in a lead safe manner. Contractors must be trained and registered with EPA to do work in older homes that disturbs painted surfaces. Local building code offices are made aware of these requirements.

***Actions taken to reduce the number of poverty-level families. 91.220(k); 91.320(j)***

The City, in conjunction with the public and private agencies and institutions, provides lower-income households with the opportunity to gain the knowledge and skills as well as the motivation to become fully self-sufficient. Economic Development activities are directed towards the creation of new businesses and employment opportunities. The CDBG program entitled Business and Industry Loan/Grant Program provided financial assistance for 2 local businesses in 2015 for generating jobs that were filled by Section 3 residents.

***Actions taken to develop institutional structure. 91.220(k); 91.320(j)***

The City of Scranton's Office of Economic and Community Development is responsible for the administration of the Community Development Block Grant Program. All sub-recipient agreements are monitored on an ongoing basis. The City participates with other groups and agencies when appropriate, such as planning for the homeless, to facilitate cooperative problem solving in Scranton, Pennsylvania.

***Actions taken to enhance coordination between public and private housing and social service agencies. 91.220(k); 91.320(j)***

The City will continue efforts to enhance coordination between agencies by creating partnerships in the implementation the Section 3 outreach initiative and the Scranton-Lackawanna Continuum of Care. The Scranton-Lackawanna Continuum of Care is comprised of providers of homeless services and prepares the SuperNOVA application for funding from HUD.

***Identify actions taken to overcome the effects of any impediments identified in the jurisdictions analysis of impediments to fair housing choice. 91.520(a)***

During this period the City has prepared its 2015-2019 Analysis of Impediments to Fair Housing Choice to bring the City into sequence with its FY 2015-2019 Five Year Consolidated Plan. This plan had identified a continued need for affordable housing and identified strategies for overcoming them. They are:

- Continue to support and encourage plans from both private developers and non-profit housing providers to develop and construct new and affordable housing.
- Continue to support and encourage the acquisition, rehabilitation, and resale of existing housing units to become decent, safe, and sound housing that is affordable to lower income households.
- Partner with non-profits, private developers, the public housing authority, and local banks to provide financial assistance in the form of downpayment assistance and low-interest loans to low-income households to become homebuyers.
- Continue to support homebuyer education and training programs to improve homebuyer awareness and increase the opportunities for lower-income households to become homeowners.
- Further, a review of the City's Public Policies indicates the need to update the 1993 Zoning Ordinance to reflect current policies and procedures and to bring it into conformance with the Fair Housing Act, the Americans with Disabilities Act, and Section 504 of the Disabilities Act, as well as a need to update the current real estate tax assessments. In order to meet these goals, the city intends to undertake the following:



## **CR-40 - Monitoring 91.220 and 91.230**

***Describe the standards and procedures used to monitor activities carried out in furtherance of the plan and used to ensure long-term compliance with requirements of the programs involved, including minority business outreach and the comprehensive planning requirements***

Emphasis is placed on programmatic on-site monitoring visits for all major projects. Conducting annual on-site fiscal monitoring visits for minor projects is not as necessary as desk monitoring and risk analysis is ongoing. Each agency or community initially funded through the CPD program has an on-site monitoring visit to test the adequacy of their accounting system for CDBG, HOME, and ESG programs. The City of Scranton will carry out the statutorily mandated responsibility to review Sub-recipient performance as cited in the CDBG, HOME and ESG regulations. The recipient is also responsible for determining the adequacy of performance under sub-recipient agreements and procurement contracts, and for taking appropriate action when performance problems arise, such as the actions described in §570.910 Subpart J of 24 CFR Part 85 "Uniform Administrative Requirements for Grants and Cooperative Agreements to State and Local Governments" is more explicit about monitoring Sub-recipients: Grantees are responsible for managing the day-to-day operations of grant and subgrant supported activities. Grantees must monitor subgrant supported activities to assure compliance with applicable Federal requirements and performance goals are being achieved. Grantee monitoring must cover each program, function, or activity.

### **New Projects and New Sub-Recipients**

At a minimum, each project shall be visited at least twice. The initial visit, preferably prior to projects first request for reimbursement, will review the Sub-recipient's accounting system, review the Sub-recipient's understanding of the program financial requirements, review Sub-recipient's files for required policies and procedures, and review Sub-recipient's records system for maintaining appropriate programmatic documentation. The second monitoring visit will occur generally six months into the project's implementation schedule. The visit shall review both financial and programmatic records and files, shall review accomplishments and progress in relation to original expectations, programmatic objectives and federal objectives. The organization for on-site administrative and programmatic monitoring will depend on the type of project, but will include compliance with appropriate regulations and the provision of required documents. The files will be examined for completeness and a test of reasonableness of expenditures.

### **Continuing Project and Experienced Sub-recipients**

At a minimum these projects will be visited at least once. The timing and content of these visits will be similar to the second on-site visit of new sub-grantees. The intent of on-site monitoring is not just to assure compliance with CDBG program requirements but is also structured to provide positive feedback to the Sub-recipient about what they have done well and what needs improvement. All CDBG construction contracting activities with a project value over \$19,400 are placed in the Scranton Times newspaper as a Public Legal Section for procurement. Within the Legal Notice it is noted the City of Scranton's OECD encourages minority and women owned businesses to participate in the bidding process.

**Citizen Participation Plan 91.105(d); 91.115(d)**

***Describe the efforts to provide citizens with reasonable notice and an opportunity to comment on performance reports.***

The availability of the CAPER or any other document for example, Action Plan, Consolidated Plan or Substantial Amendments are advertised in the Scranton Times newspaper as a Public Notice in the general circulation section of the newspaper indicating the document will be available for public review for a 30 day period. Public Notices are also posted on the City's website as well as in the Office of Economic and Community Development (OECD) and the local Albright Library.

# Scranton, Pennsylvania

- CR- 05**      **Goals and Outcomes**
- CR-10**      **Racial and Ethnic Composition of families Assisted**
- CR-15**      **Resources and Investments**
- CR-20**      **Affordable Housing**
- CR-25**      **Homeless and Other Special Needs**
- CR-30**      **Public Housing**
- CR-35**      **Other Actions**
- CR-40**      **Monitoring**

## CR-05 - Goals and Outcomes

### Progress the jurisdiction has made in carrying out its strategic plan and its action plan. 91.520(a)

*This could be an overview that includes major initiatives and highlights that were proposed and executed throughout the program year.*

The program Year 2015 Consolidated Annual Performance and Evaluation Report (CAPER) describes the City of Scranton's affordable housing and community development activities carried out in 2015 (January 1, 2015 through December 31, 2015). The CAPER also provides the community with a concise statement regarding the federal funds available for activities undertaken, and an evaluation of the City's progress in carrying out the goals and objectives as stated in the Five Year Consolidated Plan 2015-2019 and the 2015 Action Plan. Scranton, Pennsylvania is designated as an entitlement community for three funding programs administered by the U.S. Department of Housing and Urban Development (HUD): Community Development Block Grant (CDBG); HOME Investment Partnerships; and Emergency Solutions Grant (ESG).

Plan Year 2015 is the first year of Scranton's 2015-2019 Consolidated Plan focused on major activities:

- Reconstruction of Roads to include handicap curb cuts has been a high priority in low to moderate-income areas to assist all of our citizens.
- Scranton's Owner Occupied Rehabilitation Program to assist low to moderate income families to bring their homes to correct building conditions that threatens their health and safety.
- The City of Scranton remains committed to supporting the Public Service activities that benefit Low to Moderate Income residents.
- Neighborhood Police Patrol is a Public Service that is a high priority for Scranton.
- Scranton's economic development loan program efforts continue to attract new employers and consequently create additional jobs.

**Comparison of the proposed versus actual outcomes for each outcome measure submitted with the consolidated plan and Explain, if applicable, why progress was not made toward meeting goals and objectives. 91.520(g)**  
*Categories, priority levels, funding sources and amounts, outcomes/objectives, goal outcome indicators, units of measure, targets, actual outcomes/outputs, and percentage completed for each of the grantee's program year goals.*

Goal	Category	Source / Amount	Indicator	Unit of Measure	Expected Strategic Plan	Actual Strategic Plan	Percent Complete	Expected Program Year	Actual Program Year	Percent Complete
Administration	Administration	CDBG: \$ HOME: \$ ESG: \$	Other	Other	1	1	100.00%	1	1	100.00%
Affirmatively Further Fair Housing	Affordable Housing Public Housing Homeless Further Fair Housing	HOME: \$	Other	Other	76000	0	0.00%			
Anti-displacement and Relocation Plan	Affordable Housing Public Housing Homeless	CDBG: \$	Other	Other	5	0	0.00%			
Chronic Homelessness	Homeless	ESG: \$	Tenant-based rental assistance / Rapid Rehousing	Households Assisted	25	0	0.00%			



Chronic Homelessness	Homeless	ESG: \$	Overnight/Emergency Shelter/Transitional Housing Beds added	Beds	50	0	0.00%				
Demolition of Hazardous Structures	Demolition of Hazardous Structures	CDBG: \$	Buildings Demolished	Buildings	80	15	18.75%	15	15		100.00%
Economic Development - Job Creation	Non-Housing Community Development	CDBG: \$	Facade treatment/business building rehabilitation	Business	0	0	0	0	0		
Economic Development - Job Creation	Non-Housing Community Development	CDBG: \$	Jobs created/retained	Jobs	6	2	33.33%	2	2		100.00%
Economic Development - Job Creation	Non-Housing Community Development	CDBG: \$	Businesses assisted	Businesses Assisted	0	1		1	1		100.00%
Employment - Job Training	Non-Housing Community Development	CDBG: \$	Jobs created/retained	Jobs	10	0	0.00%				
ESG - Emergency shelter	Affordable Housing Homeless Non-Homeless Special Needs	ESG: \$	Tenant-based rental assistance / Rapid Rehousing	Households Assisted	0	0		5	0		0.00%

ESG - Emergency shelter	Affordable Housing Homeless Non-Homeless Special Needs	ESG: \$	Homeless Person Overnight Shelter	Persons Assisted	150	0	0.00%	5	0	0.00%
ESG - Emergency shelter	Affordable Housing Homeless Non-Homeless Special Needs	ESG: \$	Overnight/Emergency Shelter/Transitional Housing Beds added	Beds	100	0	0.00%	15	0	0.00%
ESG - Emergency shelter	Affordable Housing Homeless Non-Homeless Special Needs	ESG: \$	Homelessness Prevention	Persons Assisted	0	0		25	0	0.00%
ESG - HMIS	ESG HMIS	ESG: \$	Other	Other	1	0	0.00%			
ESG - Homelessness Prevention	Homeless Non-Homeless Special Needs	ESG: \$	Homelessness Prevention	Persons Assisted	100	0	0.00%			
ESG - Rapid Rehousing Assistance	Affordable Housing Non-Homeless Special Needs	ESG: \$	Homelessness Prevention	Persons Assisted	100	0	0.00%			
ESG - Street Outreach	Homeless Non-Homeless Special Needs	ESG: \$	Overnight/Emergency Shelter/Transitional Housing Beds added	Beds	10	0	0.00%			

ESG - Street Outreach	Homeless Non-Homeless Special Needs	ESG: \$	Housing for Homeless added	Household Housing Unit	10	0	0.00%	4	4	100.00%
ESG - Street Outreach	Homeless Non-Homeless Special Needs	ESG: \$	Housing for People with HIV/AIDS added	Household Housing Unit	1	0	0.00%			
Homebuyer Program	Affordable Housing	HOME: \$	Direct Financial Assistance to Homebuyers	Households Assisted	12	0	0.00%			
Housing Development	Affordable Housing Public Housing	CDBG: \$ / HOME: \$	Homeowner Housing Added	Household Housing Unit	4	0	0.00%			
Increase Food Security	Non-Housing Community Development	CDBG: \$	Public service activities other than Low/Moderate Income Housing Benefit	Persons Assisted	50	0	0.00%			
Increase Housing Stock	Affordable Housing Non-Housing Community Development	HOME: \$	Homeowner Housing Added	Household Housing Unit	1	0	0.00%			
Land Bank	Land Banking	CDBG: \$	Housing Code Enforcement/F oreclosed Property Care	Household Housing Unit	5	0	0.00%			

Lead Based Paint Abatement Program	Affordable Housing	HOME: \$	Homeowner Housing Rehabilitated	Household Housing Unit	5	0	0.00%		
Permanent Supportive Housing	Affordable Housing Public Housing Homeless Non-Homeless Special Needs	CDBG: \$ / ESG: \$500000	Homelessness Prevention	Persons Assisted	0	0		300	%
Permanent Supportive Housing	Affordable Housing Public Housing Homeless Non-Homeless Special Needs	CDBG: \$ / ESG: \$500000	Housing for Homeless added	Household Housing Unit	4	0	0.00%		
Public Facilities/Infrastructure	Affordable Housing Non-Housing Community Development	CDBG: \$	Public Facility or Infrastructure Activities other than Low/Moderate Income Housing Benefit	Persons Assisted	0	0		7080	7080
									100.00%

Public Facilities/Infrastructure	Affordable Housing Non-Housing Community Development	CDBG: \$	Public Facility or Infrastructure Activities for Low/Moderate Income Housing Benefit	Households Assisted	55000	7080	12.87%	5500	5500	100.00%
Public Service.Child Care	Non-Homeless Special Needs Non-Housing Community Development	CDBG: \$	Public Facility or Infrastructure Activities other than Low/Moderate Income Housing Benefit	Persons Assisted	0	220		0	220	
Public Service.Child Care	Non-Homeless Special Needs Non-Housing Community Development	CDBG: \$	Public service activities for Low/Moderate Income Housing Benefit	Households Assisted	250	0	0.00%	0	0	
Public Service.Youth	Non-Homeless Special Needs Non-Housing Community Development	CDBG: \$	Public service activities for Low/Moderate Income Housing Benefit	Households Assisted	100	0	0.00%			

Public Services: Crime Prevention		CDBG: \$	Public service activities for Low/Moderate Income Housing Benefit	Households Assisted	9000	0	0.00%	22565	22565	100.00%
Rehabilitate Owner-Occupied Housing Units	Affordable Housing	CDBG: \$ / HOME: \$	Homeowner Housing Rehabilitated	Household Housing Unit	25	0	0.00%	0	0	0.00%
Rental Rehabilitation Program	Affordable Housing	HOME: \$	Rental units rehabilitated	Household Housing Unit	4	0	0.00%			
Section 108 Repayment	Non-Housing Community Development	CDBG: \$	Other	Other	1	0	0.00%	2	2	100.00%
Support efforts for homeless, special needs	Affordable Housing Homeless Non-Homeless Special Needs	CDBG: \$ / ESG: \$	Public service activities other than Low/Moderate Income Housing Benefit	Persons Assisted	50	0	0.00%			
Support efforts for homeless, special needs	Affordable Housing Homeless Non-Homeless Special Needs	CDBG: \$ / ESG: \$	Public service activities for Low/Moderate Income Housing Benefit	Households Assisted	0	0		20	0	0.00%



Support efforts for homeless, special needs	Affordable Housing Homeless Non-Homeless Special Needs	CDBG: \$ / ESG: \$	Homelessness Prevention	Persons Assisted	20	0	0.00%		
Support efforts for homeless, special needs	Affordable Housing Homeless Non-Homeless Special Needs	CDBG: \$ / ESG: \$	HIV/AIDS Housing Operations	Household Housing Unit	3	0	0.00%		
Support Non-Homeless Special Needs	Affordable Housing Non-Homeless Special Needs	CDBG: \$ / ESG: \$	Public service activities for Low/Moderate Income Housing Benefit	Households Assisted	25	0	0.00%		

Table 1 - Accomplishments – Program Year & Strategic Plan to Date


**Assess how the jurisdiction's use of funds, particularly CDBG, addresses the priorities and specific objectives identified in the plan, giving special attention to the highest priority activities identified.**

All projects supported with Consolidated Plan program funds during the reporting period met the statutory goals of providing decent housing and a suitable living environment and expanded economic opportunities, principally for low- income and moderate-income persons. During the 2015 reporting period, CDBG funds were distributed among the HUD-priority needs identified in the 2015-2019 Consolidated Plan.

Reconstruction of Road to Include Handicap Curb Cuts has been a very high priority need and a very successful activity in recent years.



Street Re-construction



Street Re-construction # 2





Green Space project



Green Space Project # 1





Street Re-construction # 3



**CR-10 - Racial and Ethnic composition of families assisted**

*Describe the families assisted (including the racial and ethnic status of families assisted).*

91.520(a)

	<b>CDBG</b>	<b>HOME</b>	<b>ESG</b>
White	176	11	0
Black or African American	47	2	0
Asian	1	0	0
American Indian or American Native	0	0	0
Native Hawaiian or Other Pacific Islander	0	0	0
<b>Total</b>	<b>224</b>	<b>13</b>	<b>0</b>
Hispanic	20	0	0
Not Hispanic	204	13	0

**Table 2 – Table of assistance to racial and ethnic populations by source of funds**

**Narrative**

According to the 2010 Census Scranton’s population of minority race or Hispanic has been increasing over the past decade. The City and the Citizens Advisory Committee is mindful in the selection of programs for funding, that services, especially those available in multiple languages, are made available to Scranton’s minority populations.

**CR-15 - Resources and Investments 91.520(a)**

***Identify the resources made available***

Source of Funds	Source	Resources Made Available	Amount Expended During Program Year
CDBG		9,000,000	1,383,454
HOME		1,500,000	161,959
ESG		920,000	137,208
Other	Federal Agencies	0	

**Table 3 – Resources Made Available**

**Narrative**

The federal resources that Scranton receives are leveraged with additional federal, state, local, and private resources when it can. Applicants receiving 2015 CDBG funding provides in detail all secured and unsecured funding sources in their application. Each agency is asked to identify all project funding sources at the time of contract execution and again at project close out. Currently, due to Scranton’s poverty rate the match requirement is 100% reduced. The ESG Program requires a 100% match from its Sub-Recipients.

***Identify the geographic distribution and location of investments***

Target Area	Planned Percentage of Allocation	Actual Percentage of Allocation	Narrative Description
City of Scranton.Citywide	5		
City of Scranton.Citywide	98		
Scranton Local Business District	1		Local Target Area
Scranton Local Business District	2		Local Target Area

**Table 4 – Identify the geographic distribution and location of investments**

**Narrative**

Two businesses participated in Scranton's Business and Industry Loan/Grant Program that were both located in the local Business district. All other activities were located within the boundaries of the City of Scranton.

# **Scranton, Pennsylvania**

**CR-45**

**Community Development Block  
Grant Program**

**91.520 (c)**

**CR-45 - CDBG 91.520(c)**

***Specify the nature of, and reasons for, any changes in the jurisdiction's program objectives and indications of how the jurisdiction would change its programs as a result of its experiences.***

No changes to the 2015-2019 Consolidated Plan Program were made during this reporting period. The priorities identified in the Five-Year Plan were the basis for allocating HUD funds during 2015.

***Does this Jurisdiction have any open Brownfields Economic Development Initiative (BEDI) grants?***

No

***[BEDI grantees] Describe accomplishments and program outcomes during the last year.***

Not applicable

# **Scranton, Pennsylvania**

**CR-50**

**HOME Investment Partnership  
Program**

**91.520(d)**

## **CR-50 - HOME 91.520(d)**

***Include the results of on-site inspections of affordable rental housing assisted under the program to determine compliance with housing codes and other applicable regulations. Please list those projects that should have been inspected on-site this program year based upon the schedule in §92.504(d). Indicate which of these were inspected and a summary of issues that were detected during the inspection. For those that were not inspected, please indicate the reason and how you will remedy the situation.***

The City of Scranton through its Office of Economic and Community Development requires inspection reports of HOME-assisted rental units during the required affordability period to determine compliance with HUD property standards in accordance with CFR 92.251. HOME-assisted rental projects with one to four units are inspected every three years, projects from five to 25 units are inspected every two years, and projects with 26 or more units are inspected annually.

Per the schedule in CFR 92.504(d) HOME-assisted units at one (1) property (Skyview Apartments) was inspected in 2015. The second property (Cedar Avenue Apartments) was new construction and was completed in 2015. Any unit that failed the inspection was re-inspected after code violations were completed.

## ***Provide an assessment of the jurisdiction's affirmative marketing actions for HOME units.*** ***92.351(b)***

A detailed Affirmative Marketing Plan for the HOME Program is included in this CAPER. The City of Scranton will make every possible good faith effort to carry out the provisions and fulfill the objectives of the Affirmative Marketing Plan to ensure the effective and efficient implementation of the all HOME Program activities. In addition, Scranton's Office of Economic and Community Development conducts subrecipient monitoring visits on an annual basis. A number of the subrecipients client files selected for review included the HOME Program. The site visits were conducted to monitor the overall performance related to fair housing and Non-discrimination and to ensure fair housing compliance is being carried out in accordance to the required provisions. The areas included in the review are:

1. Reviews subrecipient's written fair housing, nondiscrimination and reasonable accommodation policies and verify that documented procedures are in place;
2. Confirm the HUD Fair Housing Posters are prominently displayed at offices in which rental activity takes place;
3. Verify advertising materials related to housing contains the Equal Housing Opportunity logo with the Fair Housing advertising regulations;
4. Inquire whether any Fair Housing complaints have been filed by any clients/tenants and if there has been complaints filed whether any remedial action has been taken;
5. Verify that clients/tenants are informed of the grievance process and related procedures.



The U. S. Department of Housing and Urban Development provides the City of Scranton with posters and are prominently displayed within City Hall and provided to our Sub-Recipients for their use. Visual spot inspections determine that posters are displayed in different organizations.

Recently Scranton submitted to the U. S. Department of Housing and Urban Development (HUD) the 2015 Analysis of Impediments to Fair Housing Choice. Scranton hired a Consultant to prepare this document. During the preparation of this document the consultant met with both the public and private sector.

***Refer to IDIS reports to describe the amount and use of program income for projects, including the number of projects and owner and tenant characteristics***

The Program Income Data is shown on the attached PR forms attached to this CAPER. The reports will include the number of projects and tenant characteristics that were accomplished in 2015. The balance of Program income going into 2016 is \$6,142.09.

***Describe other actions taken to foster and maintain affordable housing. 91.220(k) (STATES ONLY: Including the coordination of LIHTC with the development of affordable housing). 91.320(j)***

***Not Applicable***

**City of Scranton  
Lackawanna County  
Pennsylvania**

**Emergency Solutions Grants  
2015 eCart  
Summary Report with Filters**

**CITY OF SCRANTON**  
**Lackawanna County, Pennsylvania**

**Emergency Solutions Grants**  
**2015 eCart**  
**Summary Report with Filters**

**2015 CAPER**

**Q5. HMIS DQ & Participation**

**Filters**

[Change filters on Data tab](#)

**5a. HMIS or Comparable**

**Database Data Quality** Q5a

Organization(s)

Data Element	Client Doesn't Know or Client Refused	Data not collected
First name	0	0
Last name	0	0
SSN	26	0
Date of Birth	0	0
Race	17	4
Ethnicity	16	2
Gender	0	0
Veteran Status	0	82
Disabling condition	1	70
Residence Prior to Entry	0	727
Relationship to Head of Household	0	141
Destination	9	10
Client location for project entry	0	710
Length of Time on Street, in ES or SH	0	59

All organizations

Project type(s)

All project types

Project name(s)

All project names

**Q6. Persons Served****6a. Report Validations****Table** Q6a

a. Total number of persons served	1332
b. Number of adults (age 18 or over)	1163
c. Number of children (under age 18)	169
d. Number of persons with unknown age	0
e. Total number of leavers	616
f. Total number of adult leavers	501
g. Total number of stayers	714
h. Total number of adult stayers	657
i. Number of veterans	90
j. Number of chronically homeless persons	6
k. Number of adult heads of household	1135
l. Number of child heads of household	1
m. Number of unaccompanied youth under age 25	141
n. Number of parenting youth under age 25 with children	32

**6b. Number of Persons Served**

Q6b

	Total	a. Without children	b. With children and adults	c. With only children	d. Unknown household type
a. Adults	1163	1079	83	0	1
b. Children	166	0	165	1	0
c. Don't know / refused	3	0	0	0	3
d. Information missing	0	0	0	0	0
<b>e. Total</b>	<b>1332</b>	<b>1079</b>	<b>248</b>	<b>1</b>	<b>4</b>

**Q7a. Households Served**

**7a. Number of Households Served** Q7a

	Total	a. Without children	b. With children and adults	c. With only children	d. Unknown household type
Total Households	1152	1072	78	1	1

**7b. Point-in-Time Count of Households on the Last Wednesday** Q7b

	Total	a. Without children	b. With children and adults	c. With only children	d. Unknown household type
January	161	157	4	0	0
April	165	155	10	0	0
July	232	220	12	0	0
October	381	369	11	1	0

**Q9. Contacts and Engagements**

**9a. Number of Persons Contacted** Q9a

	Total	a. First contact was at a place not meant for human habitation	b. First contact was at a non-residential service setting	c. First contact was at a residential service setting	d. First contact place was missing
a1. Contacted once?	557	69	0	9	479
a2. Contacted 2-5 times?	4	0	0	4	0
a3. Contacted 6-9 times?	0	0	0	0	0
a4. Contacted 10 or more times?	0	0	0	0	0
<b>az. Total persons contacted</b>	<b>561</b>	<b>69</b>	<b>0</b>	<b>13</b>	<b>479</b>

9b. Number of Persons

Engaged

Q9b

	Total	a. First contact was at a place not meant for human habitation	b. First contact was at a non-residential service setting	c. First contact was at a residential service setting	d. First contact place was missing
b1. Engaged after 1 contact?	121	0	33	0	88
b2. Engaged after 2-5 contacts?	0	0	0	0	0
b3. Engaged after 6-9 contacts?	0	0	0	0	0
b4. Engaged after 10 or more contacts?	0	0	0	0	0
<b>bz. Total persons engaged</b>	<b>121</b>	<b>0</b>	<b>33</b>	<b>0</b>	<b>88</b>
<b>c. Rate of engagement (%)</b>	<b>22%</b>	<b>0%</b>	<b>N/A</b>	<b>0%</b>	<b>18%</b>

Q10. Gender

10a. Gender of Adults

Q10a

	Total	a. Without children	b. With children and adults	c. Unknown household type
a. Male	732	726	6	0
b. Female	431	353	77	1
c. Transgender male to female	0	0	0	0
d. Transgender female to male	0	0	0	0
e. Other	0	0	0	0
f. Don't know / refused	0	0	0	0
g. Information missing	0	0	0	0
<b>h. Subtotal</b>	<b>1163</b>	<b>1079</b>	<b>83</b>	<b>1</b>



**10b. Gender of Children** Q10b

	Total	a. With children and adults	b. With only children	c. Unknown household type
a. Male	88	88	0	0
b. Female	78	77	1	0
c. Transgender male to female	0	0	0	0
d. Transgender female to male	0	0	0	0
e. Other	0	0	0	0
f. Don't know / refused	0	0	0	0
g. Information missing	0	0	0	0
<b>h. Subtotal</b>	<b>166</b>	<b>165</b>	<b>1</b>	<b>0</b>

**10c. Gender of Persons**  
Missing Age Information Q10c

	Total	a. Without children	b. With children and adults	c. With only children	d. Unknown household type
a. Male	0	0	0	0	0
b. Female	0	0	0	0	0
c. Transgender male to female	0	0	0	0	0
d. Transgender female to male	0	0	0	0	0
e. Other	0	0	0	0	0
f. Don't know / refused	0	0	0	0	0
g. Information missing	0	0	0	0	0
<b>h. Subtotal</b>	<b>0</b>	<b>0</b>	<b>0</b>	<b>0</b>	<b>0</b>

## 10d. Gender by Age

## Ranges

Q10d

	Total	a. Under age 18	b. Age 18-24	c. Age 25-61	d. Age 62 and over	e. Client Doesn't Know/Client Refused	f. Data not collected
a. Male	962	89	108	700	65	0	0
b. Female	369	80	48	228	14	0	0
c. Transgender male to female	0	0	0	0	0	0	0
d. Transgender female to male	0	0	0	0	0	0	0
e. Other	0	0	0	0	0	0	0
f. Don't know / refused	0	0	0	0	0	0	0
g. Information missing	0	0	0	0	0	0	0
<b>h. Total</b>	<b>1332</b>	<b>169</b>	<b>156</b>	<b>928</b>	<b>79</b>	<b>0</b>	<b>0</b>

## Q11. Age

Q11

	Total	a. Without children	b. With children and adults	c. With only children	d. Unknown household type
a. Under 5	47	0	47	0	0
b. 5 - 12	97	0	94	1	2
c. 13 - 17	25	0	24	0	1
d. 18 - 24	156	144	12	0	0
e. 25 - 34	274	231	43	0	0
f. 35 - 44	270	245	24	0	1
g. 45 - 54	260	256	4	0	0
h. 55 - 61	124	124	0	0	0
i. 62+	79	79	0	0	0
j. Don't know / refused	0	0	0	0	0
k. Information missing	0	0	0	0	0
<b>l. Total</b>	<b>1332</b>	<b>1079</b>	<b>248</b>	<b>1</b>	<b>4</b>

## Q12. Race &amp; Ethnicity

## 12a. Race

Q12a

	Total	a. Without children	b. With children and adults	c. With only children	d. Unknown household type
a. White	933	809	120	0	4
b. Black or African-American	305	212	92	1	0
c. Asian	6	6	0	0	0
d. American Indian or Alaska Native	1	1	0	0	0
e. Native Hawaiian or Other Pacific Islander	3	3	0	0	0
f. Multiple races	54	24	30	0	0
g. Don't know / refused	17	17	0	0	0
h. Information missing	26	14	12	0	0
<b>i. Total</b>	<b>1332</b>	<b>1085</b>	<b>242</b>	<b>1</b>	<b>4</b>

## 12b. Ethnicity

Q12b

	Total	a. Without children	b. With children and adults	c. With only children	d. Unknown household type
a. Non-Hispanic/non-Latino	1120	951	164	1	4
b. Hispanic/Latino	172	100	72	0	0
c. Don't know / refused	16	16	0	0	0
d. Information missing	24	12	12	0	0
<b>e. Total</b>	<b>1332</b>	<b>1079</b>	<b>248</b>	<b>1</b>	<b>4</b>

**Q13. Physical and Mental Health Conditions****13a1. Physical and  
Mental Health****Conditions at Entry** Q13a1

	Total persons	a. Without children	b. With children and adults	c. With only children	d. Unknown household type
a. Mental illness	67	60	7	0	0
b. Alcohol abuse	24	24	0	0	0
c. Drug abuse	28	24	4	0	0
d. Both alcohol and drug abuse	6	5	1	0	0
e. Chronic health condition	33	28	5	0	0
f. HIV/AIDS and related diseases	1	1	0	0	0
g. Developmental disability	8	3	5	0	0
h. Physical disability	17	11	6	0	0

**13b1. Physical and  
Mental Health****Conditions of Leavers** Q13b1

	Total persons	a. Without children	b. With children and adults	c. With only children	d. Unknown household type
a. Mental illness	61	55	6	0	0
b. Alcohol abuse	24	24	0	0	0
c. Drug abuse	18	14	4	0	0
d. Both alcohol and drug abuse	13	12	1	0	0
e. Chronic health condition	27	21	6	0	0
f. HIV/AIDS and related diseases	0	0	0	0	0
g. Developmental disability	9	4	5	0	0
h. Physical disability	12	8	4	0	0

**13c1. Physical and  
Mental Health  
Conditions of Stayers**

Q13c1

	Total persons	a. Without children	b. With children and adults	c. With only children	d. Unknown household type
a. Mental illness	0	0	0	0	0
b. Alcohol abuse	0	0	0	0	0
c. Drug abuse	0	0	0	0	0
d. Both alcohol and drug abuse	0	0	0	0	0
e. Chronic health condition	0	0	0	0	0
f. HIV/AIDS and related diseases	0	0	0	0	0
g. Developmental disability	0	0	0	0	0
h. Physical disability	0	0	0	0	0

**Q14. Domestic Violence**

**14a. Persons with  
Domestic Violence  
History**

Q14a

	Total	a. Without children	b. With children and adults	c. With only children	d. Unknown household type
a. Yes	135	72	63	0	0
b. No	286	252	33	0	1
c. Don't know / refused	0	0	0	0	0
d. Information missing	761	760	0	1	0
<b>e. Total</b>	<b>1182</b>	<b>1084</b>	<b>96</b>	<b>1</b>	<b>1</b>

**14b. Persons Fleeing  
Domestic Violence**

Q14b

	Total	a. Without children	b. With children and adults	c. With only children	d. Unknown household type
a. Yes	145	62	83	0	0
b. No	13	5	8	0	0
c. Don't know / refused	3	3	0	0	0
d. Information missing	14	2	12	0	0
<b>e. Total</b>	<b>178</b>	<b>75</b>	<b>103</b>	<b>0</b>	<b>0</b>

**Q15. Residence Prior to Project Entry** Q15

	Total	a. Without children	b. With children and adults	c. With only children	d. Unknown household type
<b>a. Homeless situations</b>					
a1. Emergency shelter	62	54	8	0	0
a2. Transitional housing for homeless persons	13	12	1	0	0
a3. Place not meant for human habitation	50	50	0	0	0
a4. Safe haven	1	0	1	0	0
az. Total	126	116	10	0	0
<b>b. Institutional settings</b>					
b1. Psychiatric facility	6	6	0	0	0
b2. Substance abuse or detox center	11	10	1	0	0
b3. Hospital (non-psychiatric)	4	4	0	0	0
b4. Jail, prison or juvenile detention	20	20	0	0	0
b5. Foster care home or foster care group home	0	0	0	0	0
b6. Long-term care facility or nursing home	0	0	0	0	0
b7. Residential project or halfway house with no homeless criteria	0	0	0	0	0
bz. Total	41	40	1	0	0

<b>c. Other locations</b>					
c01. PH for homeless persons	3	3	0	0	0
c02. Owned by client, no subsidy	3	3	0	0	0
c03. Owned by client, with subsidy	1	0	1	0	0
c04. Rental by client, no subsidy	141	122	19	0	0
c05. Rental by client, with VASH subsidy	0	0	0	0	0
c06. Rental by client, with GPD TIP subsidy	0	0	0	0	0
c07. Rental by client, with other subsidy	14	9	5	0	0
c08. Hotel or motel paid by client	14	7	7	0	0
c09. Staying or living with friend(s)	67	62	8	0	0
c10. Staying or living with family	68	56	20	0	1
c11. Other	0	0	0	0	0
c12. Don't know / refused	0	0	0	0	0
c13. Information missing	686	666	19	1	0
cz. Total	997	928	67	1	1
<b>d. Total</b>	<b>1164</b>	<b>1084</b>	<b>78</b>	<b>1</b>	<b>1</b>

**Q20. Non-Cash Benefits**

**20a. Type of Non-Cash**

**Benefit Sources** Q20a

	At entry	At Latest Annual Assessment for Stayers	At Exit for Leavers
a. Supplemental Nutritional Assistance Program	14	16	1
b. WIC	5	3	13
c. TANF Child Care services	1	1	0
d. TANF transportation services	0	0	0
e. Other TANF-funded services	0	0	0
f. Other source	0	0	0



## Q21. Health Insurance Q21

	At entry	At Latest Annual Assessment for Stayers	At Exit for Leavers
a. MEDICAID health insurance	37	2	14
b. MEDICARE health insurance	0	0	0
c. State Children's Health Insurance	0	0	0
d. VA Medical Services	0	0	0
e. Employer-provided health insurance	0	0	0
f. Health insurance through COBRA	0	0	0
g. Private pay health insurance	0	0	0
h. State Health Insurance for Adults	0	0	0
i. No health insurance	85	0	10
j. Client doesn't know/Client refused	42	0	0
k. Data not collected	924	90	434
l. Number of adult stayers not yet required to have an annual assessment	0	603	0
m. 1 source of health insurance	16	2	14
n. More than 1 source of health insurance	0	0	0

**Q22. Length of Participation****Q22a2. Length of Participation—ESG projects**

Q22a2

	Total	Leavers	Stayers
a. 0 to 7 days	482	319	163
b. 8 to 14 days	63	24	39
c. 15 to 21 days	55	37	18
d. 22 to 30 days	75	32	43
e. 31 to 60 days	151	59	92
f. 61 to 90 days	122	54	68
g. 91 to 180 days	176	41	135
h. 181 to 365 days	108	22	86
i. 366 to 730 days (1-2 yrs.)	68	11	57
j. 731 to 1095 days (2-3 yrs.)	10	2	8
k. 1096 to 1460 days (3-4 yrs.)	7	1	6
l. 1461 to 1825 days (4-5 yrs.)	4	0	4
m. More than 1825 days (>5 yrs.)	6	0	6
n. Information missing	0	0	0
<b>o. Total</b>	<b>1327</b>	<b>604</b>	<b>725</b>

**Q22c. RRH Length of Time between Project Entry Date and Residential Move-in Date**

Q22c

	Total	a. Without children	b. With children and adults	c. With only children	d. Unknown household type
a. 0-7 days	5	2	3	0	0
b. 8-14 days	4	0	4	0	0
c. 15-21 days	7	0	7	0	0
d. 22 to 30 days	10	0	10	0	0
e. 31 to 60 days	0	0	0	0	0
f. 61 to 180 days	0	0	0	0	0
g. 181 to 365 days	0	0	0	0	0
h. 366 to 730 days (1-2 yrs.)	0	0	0	0	0
i. Data Not Collected	136	61	75	0	0
<b>j. Total</b>	<b>162</b>	<b>63</b>	<b>99</b>	<b>0</b>	<b>0</b>

**Q22d. Length of  
Participation by  
Household type**

Q22d

	Total	a. Without children	b. With children and adults	c. With only children	d. Unknown household type
a. 0 to 7 days	482	432	46	0	4
b. 8 to 14 days	63	48	15	0	0
c. 15 to 21 days	55	27	28	0	0
d. 22 to 30 days	72	33	39	0	0
e. 31 to 60 days	154	95	59	0	0
f. 61 to 90 days	122	82	39	1	0
g. 91 to 180 days	176	160	16	0	0
h. 181 to 365 days	108	104	4	0	0
i. 366 to 730 days (1-2 yrs.)	68	68	0	0	0
j. 731 to 1095 days (2-3 yrs.)	10	10	0	0	0
k. 1096 to 1460 days (3-4 yrs.)	7	7	0	0	0
l. 1461 to 1825 days (4-5 yrs.)	4	4	0	0	0
m. More than 1825 days (>5 yrs.)	6	6	0	0	0
n. Information missing	0	0	0	0	0
<b>o. Total</b>	<b>1327</b>	<b>1076</b>	<b>246</b>	<b>1</b>	<b>4</b>

**Q23. Exit Destination –**  
**More than 90 Days**      Q23

	Total	a. Without children	b. With children and adults	c. With only children	d. Unknown household type
<b>a. Permanent destinations</b>					
a01. Moved from one HOPWA funded project to HOPWA PH	0	0	0	0	0
a02. Owned by client, no ongoing subsidy	0	0	0	0	0
a03. Owned by client, with ongoing subsidy	0	0	0	0	0
a04. Rental by client, no ongoing subsidy	1	0	1	0	0
a05. Rental by client, VASH subsidy	0	0	0	0	0
a06. Rental by client, with GPD TIP housing subsidy	0	0	0	0	0
a07. Rental by client, other ongoing subsidy	1	0	1	0	0
a08. Permanent housing for homeless persons	0	0	0	0	0
a09. Staying or living with family, permanent tenure	4	4	0	0	0
a10. Staying or living with friends, permanent tenure	0	0	0	0	0
az. Total	6	4	2	0	0

<b>b. Temporary destinations</b>					
b1. Emergency shelter	0	0	0	0	0
b2. Moved from one HOPWA funded project to HOPWA TH	0	0	0	0	0
b3. Transitional housing for homeless persons	1	1	0	0	0
b4. Staying with family, temporary tenure	2	2	0	0	0
b5. Staying with friends, temporary tenure	0	0	0	0	0
b6. Place not meant for human habitation	0	0	0	0	0
b7. Safe Haven	0	0	0	0	0
b8. Hotel or motel paid by client	0	0	0	0	0
bz. Total	3	3	0	0	0
<b>c. Institutional settings</b>					
c1. Foster care home or group foster care home	0	0	0	0	0
c2. Psychiatric hospital or other psychiatric facility	0	0	0	0	0
c3. Substance abuse treatment facility or detox center	0	0	0	0	0
c4. Hospital or other residential non-psychiatric medical facility	0	0	0	0	0
c5. Jail, prison or juvenile detention facility	0	0	0	0	0
c6. Long term care facility or nursing home	0	0	0	0	0
cz. Total	0	0	0	0	0

<b>d. Other destinations</b>					
d1. Residential project or halfway house with no homeless criteria	0	0	0	0	0
d2. Deceased	0	0	0	0	0
d3. Other	0	0	0	0	0
d4. Don't know / refused	0	0	0	0	0
d5. Information missing	0	0	0	0	0
dz. Total	0	0	0	0	0
<b>e. Total</b>	<b>9</b>	<b>7</b>	<b>2</b>	<b>0</b>	<b>0</b>



## Q23a. Exit

Destination—All  
persons

Q23a

	Total	a. Without children	b. With children and adults	c. With only children	d. Unknown household type
<b>a. Permanent destinations</b>					
a01. Moved from one HOPWA funded project to HOPWA PH	0	0	0	0	0
a02. Owned by client, no ongoing subsidy	0	0	0	0	0
a03. Owned by client, with ongoing subsidy	0	0	0	0	0
a04. Rental by client, no ongoing subsidy	68	36	32	0	0
a05. Rental by client, VASH subsidy	1	1	0	0	0
a06. Rental by client, with GPD TIP housing subsidy	0	0	0	0	0
a07. Rental by client, other ongoing subsidy	38	6	32	0	0
a08. Permanent housing for homeless persons	12	5	7	0	0
a09. Staying or living with family, permanent tenure	15	8	7	0	0
a10. Staying or living with friends, permanent tenure	2	2	0	0	0
<b>az. Total</b>	<b>136</b>	<b>58</b>	<b>78</b>	<b>0</b>	<b>0</b>

<b>b. Temporary destinations</b>					
b1. Emergency shelter	239	239	0	0	0
b2. Moved from one HOPWA funded project to HOPWA TH	0	0	0	0	0
b3. Transitional housing for homeless persons	44	8	36	0	0
b4. Staying with family, temporary tenure	14	8	6	0	0
b5. Staying with friends, temporary tenure	10	5	5	0	0
b6. Place not meant for human habitation	0	0	0	0	0
b7. Safe Haven	0	0	0	0	0
b8. Hotel or motel paid by client	0	0	0	0	0
bz. Total	306	259	47	0	0
<b>c. Institutional settings</b>					
c1. Foster care home or group foster care home	0	0	0	0	0
c2. Psychiatric hospital or other psychiatric facility	2	1	1	0	0
c3. Substance abuse treatment facility or detox center	2	2	0	0	0
c4. Hospital or other residential non-psychiatric medical facility	1	1	0	0	0
c5. Jail, prison or juvenile detention facility	10	10	0	0	0
c6. Long term care facility or nursing home	0	0	0	0	0
cz. Total	15	14	1	0	0

Report with Filters

<b>d. Other destinations</b>					
d1. Residential project or halfway house with no homeless criteria	0	0	0	0	0
d2. Deceased	4	4	0	0	0
d3. Other	8	7	1	0	0
d4. Don't know / refused	14	10	0	0	4
d5. Information missing	127	77	50	0	0
dz. Total	150	95	51	0	4
<b>e. Total</b>	<b>610</b>	<b>429</b>	<b>177</b>	<b>0</b>	<b>4</b>

**Q23b. Homeless  
Prevention Housing  
Assessment at Exit**

Q23b

	Total	a. Without children	b. With children and adults	c. With only children	d. Unknown household type
a. Able to maintain the housing they had at project entry--Without a subsidy	7	4	3	0	0
b. Able to maintain the housing they had at project entry--With the subsidy they had at project entry	8	2	6	0	0
c. Able to maintain the housing they had at project entry--With an on-going subsidy acquired since project entry	0	0	0	0	0
d. Able to maintain the housing they had at project entry--Only with financial assistance other than a subsidy	0	0	0	0	0
e. Moved to new housing unit--With on-going subsidy	3	0	3	0	0
f. Moved to new housing unit--Without an on-going subsidy	17	3	14	0	0
g. Moved in with family/friends on a temporary basis	3	3	0	0	0
h. Moved in with family/friends on a permanent basis	5	0	5	0	0
i. Moved to a transitional or temporary housing facility or program	0	0	0	0	0
j. Client became homeless-moving to a shelter or other place unfit for human habitation	0	0	0	0	0
k. Client went to jail/prison	1	1	0	0	0

Report with Filters

l. Client died	0	0	0	0	0
m. Client doesn't know/Client refused	0	0	0	0	0
n. Data not collected (no exit interview completed)	134	50	84	0	0
<b>o. Total</b>	<b>178</b>	<b>63</b>	<b>115</b>	<b>0</b>	<b>0</b>

**Q24. Exit Destination –**  
**90 Days or Less**      Q24

	Total	a. Without children	b. With children and adults	c. With only children	d. Unknown household type
<b>a. Permanent destinations</b>					
a01. Moved from one HOPWA funded project to HOPWA PH	0	0	0	0	0
a02. Owned by client, no ongoing subsidy	0	0	0	0	0
a03. Owned by client, with ongoing subsidy	0	0	0	0	0
a04. Rental by client, no ongoing subsidy	3	3	7	0	0
a05. Rental by client, VASH subsidy	0	0	0	0	0
a06. Rental by client, with GPD TIP housing subsidy	0	0	0	0	0
a07. Rental by client, other ongoing subsidy	13	0	17	0	0
a08. Permanent housing for homeless persons	14	4	0	0	0
a09. Staying or living with family, permanent tenure	0	0	0	0	0
a10. Staying or living with friends, permanent tenure	0	0	0	0	0
az. Total	56	7	24	0	0

<b>b. Temporary destinations</b>					
b1. Emergency shelter	239	238	0	0	0
b2. Moved from one HOPWA funded project to HOPWA TH	0	0	0	0	0
b3. Transitional housing for homeless persons	6	6	0	0	0
b4. Staying with family, temporary tenure	2	1	0	0	0
b5. Staying with friends, temporary tenure	5	1	0	0	0
b6. Place not meant for human habitation	0	0	0	0	0
b7. Safe Haven	0	0	0	0	0
b8. Hotel or motel paid by client	0	0	0	0	0
bz. Total	252	246	0	0	0
<b>c. Institutional settings</b>					
c1. Foster care home or group foster care home	0	0	0	0	0
c2. Psychiatric hospital or other psychiatric facility	0	0	0	0	0
c3. Substance abuse treatment facility or detox center	1	0	0	0	0
c4. Hospital or other residential non-psychiatric medical facility	1	0	0	0	0
c5. Jail, prison or juvenile detention facility	0	0	0	0	0
c6. Long term care facility or nursing home	0	0	0	0	0
cz. Total	2	0	0	0	0



<b>d. Other destinations</b>					
d1. Residential project or halfway house with no homeless criteria	0	0	0	0	0
d2. Deceased	1	0	0	0	0
d3. Other	0	0	0	0	0
d4. Don't know / refused	6	6	0	0	0
d5. Information missing	103	53	50	0	0
dz. Total	107	56	50	0	0
<b>e. Total</b>	<b>409</b>	<b>311</b>	<b>74</b>	<b>0</b>	<b>0</b>

**25a. Number of Veterans**

Q25a

	Total	a. Without children	b. With children and adults	c. Unknown household type
a. Chronically homeless veteran	0	0	0	0
b. Non-chronically homeless veteran	90	89	1	0
c. Not a veteran	925	866	58	1
d. Client Doesn't Know/Client Refused	0	0	0	0
e. Data Not Collected	148	129	19	0
<b>f. Total</b>	<b>1163</b>	<b>1084</b>	<b>78</b>	<b>1</b>

**Q26b. Number of Chronically Homeless Persons by Household**

Q26b

	Total	a. Without children	b. With children and adults	c. With only children	d. Unknown household type
a. Chronically homeless	50	47	3	0	0
b. Not chronically homeless	932	690	238	0	4
c. Client Doesn't Know/Client Refused	98	98	0	0	0
d. Data Not Collected	241	241	0	0	0
<b>e. Total</b>	<b>1323</b>	<b>1078</b>	<b>241</b>	<b>0</b>	<b>4</b>

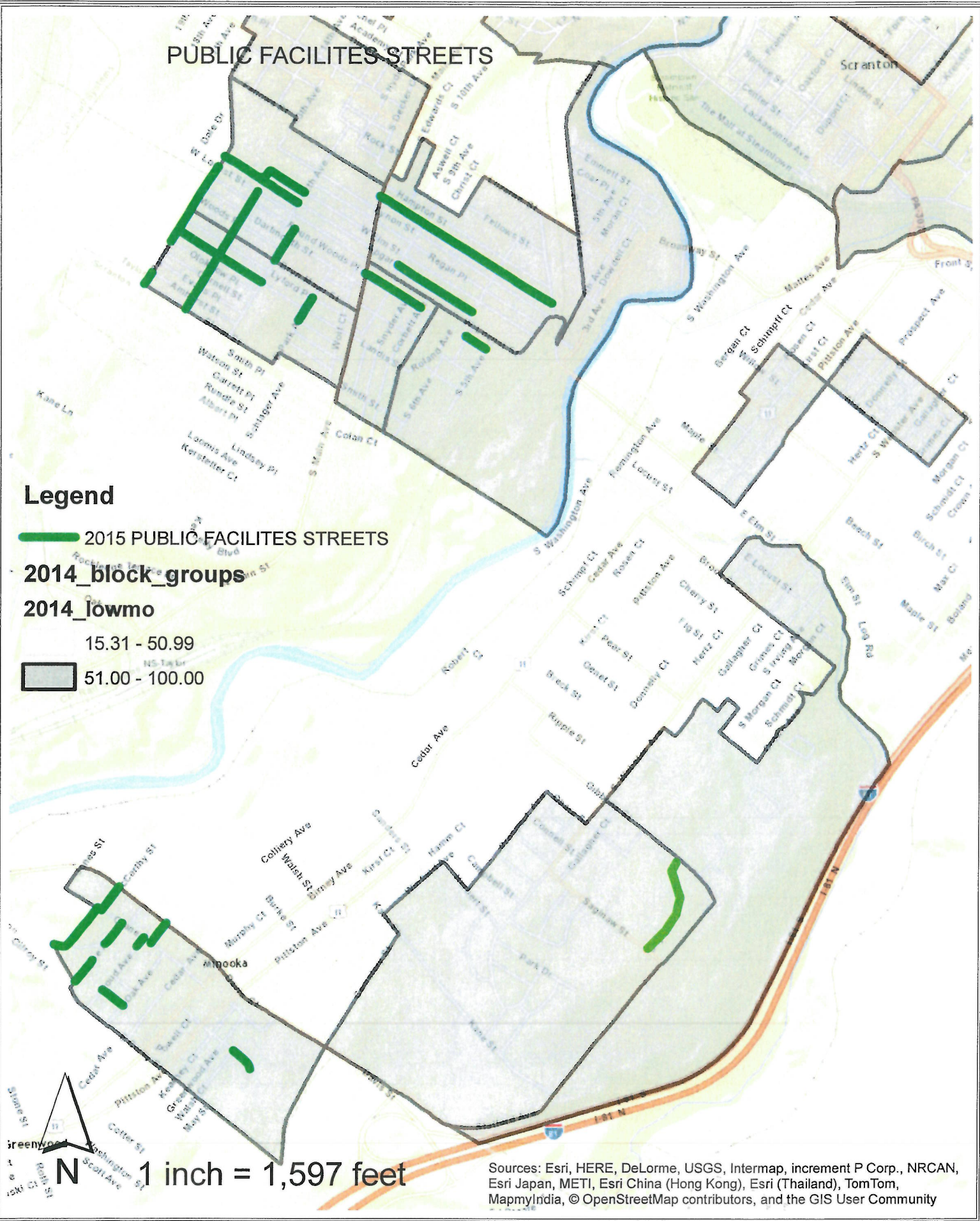
# Scranton, Pennsylvania

## Maps

# PUBLIC FACILITIES STREETS

## Legend

- █ 2015 PUBLIC FACILITIES STREETS
- 2014\_block\_groups
- 2014\_lowmo
- 15.31 - 50.99
- 51.00 - 100.00



**N** 1 inch = 1,597 feet

Sources: Esri, HERE, DeLorme, USGS, Intermap, increment P Corp., NRCAN, Esri Japan, METI, Esri China (Hong Kong), Esri (Thailand), TomTom, MapmyIndia, © OpenStreetMap contributors, and the GIS User Community



# PUBLIC FACILITIES

## Legend

2014\_block\_groups

2014\_lowmo

15.31 - 50.99

51.00 - 100.00

Rockwell Ave Bridge

Greenspace Project

Boys and Girls Club

EOTC Sidewalks

N 1 inch = 2,000 feet

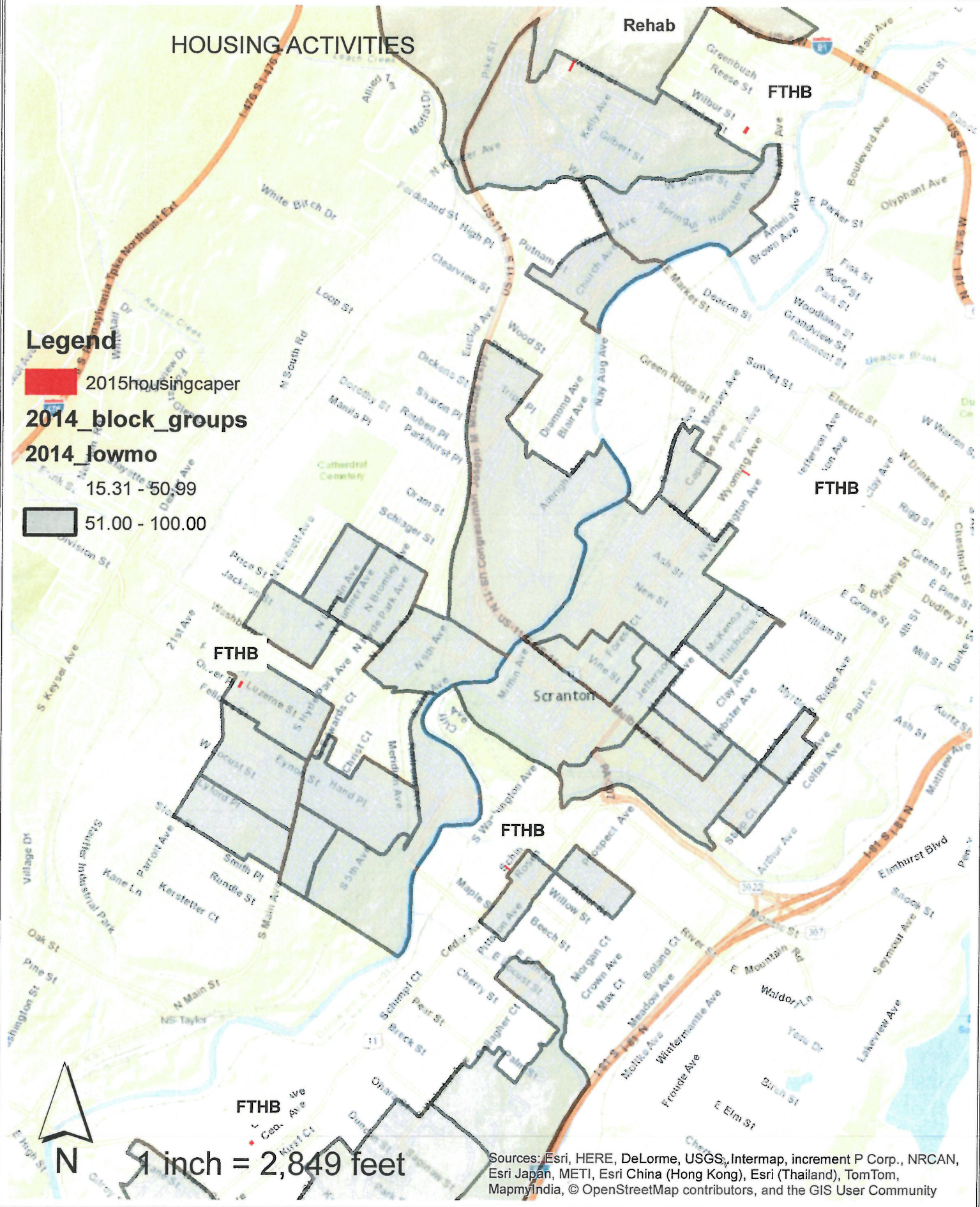
Sources: Esri, HERE, DeLorme, USGS, Intermap, increment P Corp., NRCAN, Esri Japan, METI, Esri China (Hong Kong), Esri (Thailand), TomTom, MapmyIndia, © OpenStreetMap contributors, and the GIS User Community



# HOUSING ACTIVITIES

## Legend

-  2015housingcaper
-  2014\_block\_groups
-  2014\_lowmo
-  15.31 - 50.99
-  51.00 - 100.00



1 inch = 2,849 feet

Sources: Esri, HERE, DeLorme, USGS, Intermap, increment P Corp., NRCAN, Esri Japan, METI, Esri China (Hong Kong), Esri (Thailand), TomTom, MapmyIndia, © OpenStreetMap contributors, and the GIS User Community



# **Scranton, Pennsylvania**

## **IDIS Reports**

**Scranton, Pennsylvania**

**PR 02**

**List of Activities**

**2015**



U.S. Department of Housing and Urban Development  
 Office of Community Planning and Development  
 Integrated Disbursement and Information System  
 List of Activities By Program Year And Project  
 SCRANTON,PA

REPORT FOR CPD PROGRAM CDBG, HESG, HOME  
 PGM YR 2015

Plan Year	IDIS Project	Project	IDIS Activity ID	Activity Name	Activity Status	Program	Funded Amount	Draw Amount	Balance
2015	1	CDBG Administration	2280	CDBG Administration	Open	CDBG	\$517,527.72	\$301,807.08	\$215,720.64
		Project Total					\$517,527.72	\$301,807.08	\$215,720.64
	2	Economic Development Activities	2282	Scranton Auto Service, Inc	Completed	CDBG	\$39,000.00	\$39,000.00	\$0.00
		Project Total					\$39,000.00	\$39,000.00	\$0.00
	3	Reconstruction of Streets with ADA Compliance	2281	Re-Construction of City Streets to Include Handicapped Curb Cuts	Open	CDBG	\$781,894.64	\$747,582.20	\$34,312.44
			2313	Re-Construction of City Streets to include Handicapped Curb Cuts	Completed	CDBG	\$522,802.70	\$522,802.70	\$0.00
			2325	Re-Construction of City Streets to include Handicapped Curb Cuts	Open	CDBG	\$423,288.76	\$128.00	\$423,170.76
		Project Total					\$1,727,986.10	\$1,270,512.90	\$457,483.20
	4	Demolition of Hazardous Structures	2286	Demolition of Hazardous Structures	Open	CDBG	\$237,628.73	\$7,889.81	\$229,738.92
		Project Total					\$237,628.73	\$7,889.81	\$229,738.92
	5	Section 108 Loan Planned Payment - Scranton Hotel	2287	Steamtown Mall Partners - Section 108	Open	CDBG	\$253,000.00	\$0.00	\$253,000.00
			2288	Scranton Hotel - Section 108 Loan Payment	Open	CDBG	\$171,500.00	\$3,881.50	\$167,638.50
		Project Total					\$424,500.00	\$3,861.50	\$420,638.50
	6	Fire Station / Equipment / Public Facility	2289	New Pumper Fire Truck Engine # 7	Open	CDBG	\$100,000.00	\$0.00	\$100,000.00
		Project Total					\$100,000.00	\$0.00	\$100,000.00
	7	Novمبرينو Swim Complex - Public Facility	2290	Novمبرينو Pool & Park Complex	Cancelled	CDBG	\$0.00	\$0.00	\$0.00
			2321	Novمبرينو Pool Renovations	Cancelled	CDBG	\$0.00	\$0.00	\$0.00
		Project Total					\$0.00	\$0.00	\$0.00
	8	Neighborhood Police Patrol	2291	Neighborhood Police Patrol	Open	CDBG	\$300,000.00	\$184,536.49	\$115,463.51
		Project Total					\$300,000.00	\$184,536.49	\$115,463.51
	9	Public Service / Condemnation	2292	Condemnation.UNC	Open	CDBG	\$10,000.00	\$0.00	\$10,000.00
		Project Total					\$10,000.00	\$0.00	\$10,000.00
	10	UNC Project HOPE - Public Service	2293	Project Hope Summer Camp/UNC	Completed	CDBG	\$25,000.00	\$25,000.00	\$0.00
			2294	Bellvue Youth Center	Open	CDBG	\$10,000.00	\$4,722.21	\$5,277.79
			2295	Park It Program/Boys & Girls Club	Completed	CDBG	\$20,000.00	\$20,000.00	\$0.00
		Project Total					\$55,000.00	\$49,722.21	\$5,277.79
	11	Catherine McAuley Center - Public Service	2296	Catherine McAuley Center.CDBG	Open	CDBG	\$5,000.00	\$0.00	\$5,000.00
		Project Total					\$5,000.00	\$0.00	\$5,000.00
	12	HOME Program - Administration	2301	HOME Program Administration 2015	Open	HOME	\$20,000.55	\$18,916.00	\$1,084.55
			2306	Administration.Fair Housing Analysis	Open	HOME	\$18,746.42	\$18,698.42	\$48.00
		Project Total					\$38,746.97	\$37,614.42	\$1,132.55
	13	HOME Program Homebuyer Program	2304	Homebuyer Program	Open	HOME	\$0.00	\$0.00	\$0.00

U.S. Department of Housing and Urban Development  
 Office of Community Planning and Development  
 Integrated Disbursement and Information System  
 List of Activities By Program Year And Project  
 SCRANTON, PA

Plan Year	IDIS Project	Project	IDIS Activity ID	Activity Name	Activity Status	Program	Funded Amount	Draw Amount	Balance
2015	13	Project Total					\$0.00	\$0.00	\$0.00
	14	HOME Program CHDO	2305	CHDO	Open	HOME	\$0.00	\$0.00	\$0.00
	15	Project Total					\$0.00	\$0.00	\$0.00
		HOME Program, Owner Occupied Rehabilitation Program	2303	Housing Rehabilitation Program	Open	HOME	\$0.00	\$0.00	\$0.00
	16	Project Total					\$0.00	\$0.00	\$0.00
		Housing Acquisition Rehabilitation Program	2302	Lackawanna Neighbors, Inc.	Open	HOME	\$0.00	\$0.00	\$0.00
	17	Project Total					\$0.00	\$0.00	\$0.00
		Emergency Solutions Program:HESG	2297	Emergency Solutions Program HESG	Open	HESG	\$17,253.00	\$17,047.24	\$205.76
			2298	Homeless Prevention:HESG 2015	Open	HESG	\$35,755.00	\$0.00	\$35,755.00
			2299	Rapid Re-Housing:HESG 2015	Open	HESG	\$39,010.00	\$0.00	\$39,010.00
			2300	Shelter:HESG 2015	Open	HESG	\$138,026.00	\$75,788.58	\$62,237.42
		Project Total					\$230,044.00	\$92,835.82	\$137,208.18
	21	St. Joseph's Center - Public Service	2314	St. Joseph's Mother Infant Program	Completed	CDBG	\$5,000.00	\$5,000.00	\$0.00
		Project Total					\$5,000.00	\$5,000.00	\$0.00
		Program Total					\$3,421,652.55	\$1,862,329.99	\$1,559,322.56
		2015 Total					\$230,044.00	\$92,835.82	\$137,208.18
							\$38,746.97	\$37,614.42	\$1,132.55
		Program Grand Total					\$3,690,443.52	\$1,992,760.23	\$1,697,683.29
		Grand Total					\$230,044.00	\$92,835.82	\$137,208.18
							\$38,746.97	\$37,614.42	\$1,132.55
							\$3,690,443.52	\$1,992,760.23	\$1,697,683.29

**Scranton, Pennsylvania**

**PR 05**

**Drawdown Report**

**By**

**Project & Activities**

**2015**

IDIS - PR05

U.S. Department of Housing and Urban Development  
 Office of Community Planning and Development  
 Integrated Disbursement and Information System  
 Drawdown Report by Project and Activity  
 SCRANTON , PA

DATE: 03-04-16  
 TIME: 14:48  
 PAGE: 1

REPORT FOR PROGRAM : CDBG, HESG, HOME  
 PGM YR : 2015  
 PROJECT : ALL  
 ACTIVITY : ALL

AD

Program Year/ Project	IDIS Act ID	Activity Name	Prior Year	Voucher Number	Line Item	Voucher Status	LOCCS Send Date	Grant Year	Grant Number	Fund Type	Drawn Amount
2015 1	2280	CDBG Administration		5849610	1	Completed	9/21/2015	2015	B15MC420014	EN	\$1,318.89
				5849789	2	Completed	9/21/2015	2015	B15MC420014	EN	\$70,354.20
				5849792	1	Completed	9/21/2015	2015	B15MC420014	EN	\$12,669.48
				5851550	1	Completed	9/25/2015	2015	B15MC420014	EN	\$6,350.86
				5853571	3	Completed	10/1/2015	2015	B15MC420014	EN	\$16,246.37
				5858097	1	Completed	10/15/2015	2015	B15MC420014	EN	\$15,960.70
				5861062	7	Completed	10/23/2015	2015	B15MC420014	EN	\$218.83
				5861255	1	Completed	10/26/2015	2014	B14MC420014	RL	\$14,099.92
				5863149	1	Completed	10/29/2015	2015	B15MC420014	EN	\$16,507.67
				5865578	1	Completed	11/6/2015	2015	B15MC420014	EN	\$1,393.63
				5867076	1	Completed	11/12/2015	2015	B15MC420014	EN	\$14,850.23
				5871371	3	Completed	11/24/2015	2015	B15MC420014	EN	\$16,938.38
				5873840	3	Completed	12/4/2015	2015	B15MC420014	EN	\$1,310.77
				5876362	1	Completed	12/11/2015	2015	B15MC420014	EN	\$14,616.06
				5878975	3	Completed	12/17/2015	2015	B15MC420014	EN	\$351.64
				5882766	11	Completed	1/4/2016	2015	B15MC420014	EN	\$67.00
				5884358	1	Completed	1/8/2016	2015	B15MC420014	EN	\$32,392.41
				5886565	6	Completed	1/14/2016	2015	B15MC420014	EN	\$527.46
				5891087	1	Completed	1/28/2016	2015	B15MC420014	EN	\$15,514.70
				5893403	7	Completed	2/4/2016	2015	B15MC420014	EN	\$32,306.03
				5897844	1	Completed	2/18/2016	2015	B15MC420014	EN	\$1,280.96
				5900418	1	Completed	2/25/2016	2015	B15MC420014	EN	\$15,467.25
				5902718	2	Pending	3/3/2016	2015	B15MC420014	EN	\$1,063.64

U.S. Department of Housing and Urban Development  
 Office of Community Planning and Development  
 Integrated Disbursement and Information System  
 Drawdown Report by Project and Activity  
 SCRANTON , PA

DATE: 03-04-16  
 TIME: 14:48  
 PAGE: 2

AD

Program Year/ Project	IDIS Act ID	Activity Name	Prior Year	Voucher Number	Line Item	Voucher Status	LOCCS Send Date	Grant Year	Grant Number	Fund Type	Drawn Amount
2015 2	Economic Development Activities	2282	Scranton Auto Service, Inc	5851550	2	Completed	9/25/2015	2015	B15MC420014	EN	\$39,000.00
<b>Activity Total</b>											<b>\$301,807.08</b>
<b>Project Total</b>											<b>301,807.08</b>
2015 3	Reconstruction of Streets with ADA Compliance	2281	Re-Construction of City Streets to include Handicapped Curb Cuts	5782341	1	Completed	2/19/2015	2014	B14MC420014	EN	\$707.70
				5810122	1	Completed	5/15/2015	2013	B13MC420014	EN	\$1,982.00
				5810122	2	Completed	5/15/2015	2015	B15MC420014	PI	\$2,650.00
				5812473	4	Completed	5/25/2015	2013	B13MC420014	EN	\$426.00
				5812473	5	Completed	5/25/2015	2015	B15MC420014	PI	\$600.00
				5821590	4	Completed	6/23/2015	2013	B13MC420014	EN	\$4,469.40
				5830017	1	Completed	7/20/2015	2013	B13MC420014	EN	\$979.60
				5830017	2	Completed	7/20/2015	2015	B15MC420014	PI	\$2,000.00
				5832494	2	Completed	7/27/2015	2013	B13MC420014	EN	\$198,116.64
				5832494	3	Completed	7/27/2015	2014	B14MC420014	EN	\$158,198.22
				5838554	3	Completed	8/14/2015	2014	B14MC420014	EN	\$11,173.50
				5842850	2	Completed	8/27/2015	2014	B14MC420014	EN	\$343,932.14
				5846695	4	Completed	9/10/2015	2014	B14MC420014	EN	\$3,804.10
				5846695	5	Completed	9/10/2015	2015	B15MC420014	PI	\$2,900.00
				5861062	8	Completed	10/23/2015	2014	B14MC420014	EN	\$3,364.30
				5861062	9	Completed	10/23/2015	2015	B15MC420014	PI	\$1,850.00
				5873840	5	Completed	12/4/2015	2014	B14MC420014	EN	\$5,959.20
				5900418	5	Completed	2/25/2016	2014	B14MC420014	EN	\$969.40
				5900418	6	Completed	2/25/2016	2016	B16MC420014	PI	\$3,500.00
<b>Activity Total</b>											<b>\$39,000.00</b>
<b>Project Total</b>											<b>\$39,000.00</b>

IDIS - PR05

U.S. Department of Housing and Urban Development  
 Office of Community Planning and Development  
 Integrated Disbursement and Information System  
 Drawdown Report by Project and Activity  
 SCRANTON , PA

DATE: 03-04-16  
 TIME: 14:48  
 PAGE: 3

Program Year/ Project	IDIS Act ID	Activity Name	Prior Year	Voucher Number	Line Item	Voucher Status	LOCCS Send Date	Grant Year	Grant Number	Fund Type	Drawn Amount
AD											
2015	3	Reconstruction of Streets with ADA Compliance	2313	Re-Construction of City Streets to include Handicapped Curb Cuts							
				5838554	7	Completed	8/14/2015	2014	B14MC420014	EN	\$133.30
				5840366	2	Completed	8/20/2015	2014	B14MC420014	EN	\$1,035.30
				5861062	10	Completed	10/23/2015	2014	B14MC420014	EN	\$8,831.40
				5861062	11	Completed	10/23/2015	2015	B15MC420014	EN	\$281,902.35
				5873962	1	Completed	12/4/2015	2014	B14MC420014	EN	\$72,389.46
				5873962	2	Completed	12/4/2015	2015	B15MC420014	EN	\$158,510.89
									<b>Activity Total</b>		<b>\$747,582.20</b>
2015	3	Reconstruction of Streets with ADA Compliance	2325	Re-Construction of City Streets to include Handicapped Curb Cuts							
				5900418	3	Completed	2/25/2016	2015	B15MC420014	EN	\$128.00
									<b>Activity Total</b>		<b>\$128.00</b>
2015	4	Demolition of Hazardous Structures	2286	Demolition of Hazardous Structures							
				5878975	1	Completed	12/17/2015	2014	B14MC420014	EN	\$1,716.81
				5882766	4	Completed	1/4/2016	2014	B14MC420014	EN	\$933.00
				5897844	2	Completed	2/18/2016	2014	B14MC420014	EN	\$5,240.00
									<b>Activity Total</b>		<b>\$7,889.81</b>
2015	5	Section 108 Loan Planned Payment - Scranton Hotel	2288	Scranton Hotel - Section 108 Loan Payment							
				5886576	1	Completed	1/14/2016	2015	B15MC420014	EN	\$3,861.50
									<b>Activity Total</b>		<b>\$3,861.50</b>
2015	8	Neighborhood Police Patrol	2291	Neighborhood Police Patrol							
									<b>Project Total</b>		<b>3,861.50</b>

U.S. Department of Housing and Urban Development  
 Office of Community Planning and Development  
 Integrated Disbursement and Information System  
 Drawdown Report by Project and Activity  
 SCRANTON, PA

Program Year/ Project	IDIS Act ID	Activity Name	Prior Year	Voucher Number	Line Item	Voucher Status	LOCCS Send Date	Grant Year	Grant Number	Fund Type	Drawn Amount
				5850499	1	Completed	9/23/2015	2015	B15MC420014	EN	\$110,590.99
				5850499	2	Completed	9/23/2015	2015	B15MC420014	PI	\$2,260.00
				5858097	4	Completed	10/15/2015	2015	B15MC420014	PI	\$1,050.00
				5858097	5	Completed	10/15/2015	2015	B15MC420014	EN	\$11,526.22
				5873840	6	Completed	12/4/2015	2015	B15MC420014	EN	\$6,047.71
				5878975	4	Completed	12/17/2015	2015	B15MC420014	EN	\$6,753.26
				5882766	9	Completed	1/4/2016	2015	B15MC420014	EN	\$13,597.72
				5884358	2	Completed	1/8/2016	2015	B15MC420014	EN	\$6,814.06
				5886565	2	Completed	1/14/2016	2015	B15MC420014	PI	\$708.59
				5886565	3	Completed	1/14/2016	2016	B16MC420014	PI	\$191.41
				5886565	4	Completed	1/14/2016	2015	B15MC420014	EN	\$12,551.60
				5897844	3	Completed	2/18/2016	2016	B16MC420014	PI	\$2,067.00
				5897844	4	Completed	2/18/2016	2015	B15MC420014	EN	\$10,377.93
									<b>Activity Total</b>		<b>\$184,536.49</b>
									<b>Project Total</b>		<b>184,536.49</b>
2015	10	UNC Project HOPE - Public Service		5882766	6	Completed	1/4/2016	2015	B15MC420014	EN	\$25,000.00
									<b>Activity Total</b>		<b>\$25,000.00</b>
2015	10	UNC Project HOPE - Public Service		5873840	7	Completed	12/4/2015	2015	B15MC420014	EN	\$914.61
				5882766	1	Completed	1/4/2016	2015	B15MC420014	EN	\$944.76
				5888584	1	Completed	1/21/2016	2015	B15MC420014	EN	\$1,108.52
				5902718	3	Pending	3/3/2016	2015	B15MC420014	EN	\$1,754.32
									<b>Activity Total</b>		<b>\$4,722.21</b>
2015	10	UNC Project HOPE - Public Service		5862569	1	Completed	10/28/2015	2015	B15MC420014	EN	\$20,000.00
									<b>Activity Total</b>		<b>\$20,000.00</b>



U.S. Department of Housing and Urban Development  
 Office of Community Planning and Development  
 Integrated Disbursement and Information System  
 Drawdown Report by Project and Activity  
 SCRANTON, PA

Program Year/ Project	IDIS Act ID	Activity Name	Prior Year	Voucher Number	Line Item	Voucher Status	LOCCS Send Date	Grant Year	Grant Number	Fund Type	Drawn Amount	
2015 12	HOME Program - Administration	2301	HOME Program Administration 2015			AD					<b>Project Total</b>	<b>49,722.21</b>
				5849790	1	Completed	9/21/2015	2015	M15MC420205	AD	\$15,361.01	
				5849790	2	Completed	9/21/2015	2015	M15MC420205	PA	\$2,526.25	
				5853571	2	Completed	10/1/2015	2015	M15MC420205	AD	\$44.11	
				5871371	2	Completed	11/24/2015	2015	M15MC420205	AD	\$376.31	
				5873840	4	Completed	12/4/2015	2015	M15MC420205	AD	\$71.00	
				5880603	1	Completed	12/23/2015	2015	M15MC420205	AD	\$23.93	
				5882766	3	Completed	1/4/2016	2015	M15MC420205	AD	\$142.00	
				5888584	3	Completed	1/21/2016	2015	M15MC420205	AD	\$350.00	
				5893403	3	Completed	2/4/2016	2015	M15MC420205	AD	\$21.39	
											<b>Activity Total</b>	<b>\$18,916.00</b>
2015 12	HOME Program - Administration	2306	Administration, Fair Housing Analysis								<b>Project Total</b>	<b>37,614.42</b>
				5863149	2	Completed	10/29/2015	2015	M15MC420205	AD	\$615.70	
				5865578	3	Completed	11/6/2015	2015	M15MC420205	AD	\$32.42	
				5882766	5	Completed	1/4/2016	2015	M15MC420205	AD	\$13,695.30	
				5900418	2	Completed	2/25/2016	2015	M15MC420205	AD	\$4,355.00	
											<b>Activity Total</b>	<b>\$18,698.42</b>
2015 17	Emergency Solutions Program, HESG	2297	Emergency Solutions Program HESG								<b>Project Total</b>	<b>37,614.42</b>
				5857455	1	Completed	10/14/2015	2015	E15MC420014	AD	\$11,047.24	
				5863149	4	Completed	10/29/2015	2015	E15MC420014	AD	\$6,000.00	
2015 17	Emergency Solutions Program, HESG	2300	Shelter, HESG 2015								<b>Project Total</b>	<b>\$17,047.24</b>
				5867076	2	Completed	11/12/2015	2015	E15MC420014	EN	\$15,462.20	
				5871371	5	Completed	11/24/2015	2015	E15MC420014	EN	\$3,587.12	
				5880603	4	Completed	12/23/2015	2015	E15MC420014	EN	\$26,225.67	

U.S. Department of Housing and Urban Development  
 Office of Community Planning and Development  
 Integrated Disbursement and Information System  
 Drawdown Report by Project and Activity  
 SCRANTON , PA

Program Year/ Project	IDIS Act ID	Activity Name	Prior Year	Voucher Number	Line Item	Voucher Status	LOCCS Send Date	Grant Year	Grant Number	Fund Type	Drawn Amount
				5882766	8	Completed	1/4/2016	2015	E15MC420014	EN	\$6,326.28
				5886565	5	Completed	1/14/2016	2015	E15MC420014	EN	\$4,523.65
				5891062	1	Completed	1/28/2016	2015	E15MC420014	EN	\$8,100.62
				5893403	2	Completed	2/4/2016	2015	E15MC420014	EN	\$3,384.73
				5902718	1	Pending	3/3/2016	2015	E15MC420014	EN	\$8,178.31
									<b>Activity Total</b>		<b>\$75,788.58</b>
									<b>Project Total</b>		<b>92,835.82</b>
2015	21	St. Joseph's Center - Public Service		5882766	2	Completed	1/4/2016	2015	B15MC420014	EN	\$5,000.00
									<b>Activity Total</b>		<b>\$5,000.00</b>
									<b>Project Total</b>		<b>5,000.00</b>
									<b>Program Year 2015 Total</b>		<b>1,992,780.23</b>

**Scranton, Pennsylvania**

**PR 06**

**Summary of  
Consolidated Plan  
Projects for 2015**

U.S. DEPARTMENT OF HOUSING AND URBAN  
DEVELOPMENT  
OFFICE OF COMMUNITY PLANNING AND DEVELOPMENT  
PR06 - Summary of Consolidated Plan Projects for Report  
Year

DATE: 3/4/2016  
TIME: 2:40:27 PM  
PAGE: 1/6

IDIS

Plan IDIS Year Project	Project Title and Description	Program	Project Estimate	Committed Amount	Amount Drawn Thru Report Year
2015 1	CDBG Administration	CDBG	\$503,427.00	\$517,527.72	\$203,187.63
2	Economic Development Activities	CDBG	\$50,000.00	\$39,000.00	\$39,000.00
3	Reconstruction of Streets with ADA Compliance	CDBG	\$644,122.00	\$1,727,996.10	\$1,265,915.50
4	Demolition of Hazardous Structures	CDBG	\$0.00	\$237,628.73	\$1,716.81
5	Section 108 Loan Planned Payment - Scranton Hotel	CDBG	\$171,500.00	\$424,500.00	\$0.00
6	Fire Station / Equipment / Public Facility	CDBG	\$100,000.00	\$100,000.00	\$0.00
7	Novemberino Swim Complex - Public Facility	CDBG	\$220,000.00	\$0.00	\$0.00
8	Neighborhood Police Patrol	CDBG	\$300,000.00	\$300,000.00	\$138,228.18
9	Public Service / Condemnation	CDBG	\$10,000.00	\$10,000.00	\$0.00
10	UNC Project HOPE - Public Service	CDBG	\$25,000.00	\$55,000.00	\$20,914.61

U.S. DEPARTMENT OF HOUSING AND URBAN  
 DEVELOPMENT  
 OFFICE OF COMMUNITY PLANNING AND DEVELOPMENT  
 PR06 - Summary of Consolidated Plan Projects for Report  
 Year

Plan IDIS Year Project	Project Title and Description	Program	Amount Available to Draw	Amount Drawn in Report Year
2015 1	CDBG Administration	CDBG	\$314,340.09	\$203,187.63
2	Economic Development Activities	CDBG	\$0.00	\$39,000.00
3	Reconstruction of Streets with ADA Compliance	CDBG	\$462,080.60	\$1,265,915.50
4	Demolition of Hazardous Structures	CDBG	\$235,911.92	\$1,716.81
5	Section 108 Loan Planned Payment - Scranton Hotel	CDBG	\$424,500.00	\$0.00
6	Fire Station / Equipment / Public Facility	CDBG	\$100,000.00	\$0.00
7	Novemberino Swim Complex - Public Facility	CDBG	\$0.00	\$0.00
8	Neighborhood Police Patrol	CDBG	\$161,771.82	\$138,228.18
9	Public Service / Condemnation	CDBG	\$10,000.00	\$0.00
10	UNC Project HOPE - Public Service	CDBG	\$34,085.39	\$20,914.61

U.S. DEPARTMENT OF HOUSING AND URBAN DEVELOPMENT  
OFFICE OF COMMUNITY PLANNING AND DEVELOPMENT  
PR06 - Summary of Consolidated Plan Projects for Report Year

DATE: 3/4/2016  
TIME: 2:40:27 PM  
PAGE: 3/6

IDIS

Plan IDIS Year Project	Project Title and Description	Program	Project Estimate	Committed Amount	Amount Drawn Thru Report Year
2015 11	Catherine McAuley Center - Public Service	CDBG	\$5,000.00	\$5,000.00	\$0.00
12	HOME Program - Administration	HOME	\$374,743.00	\$38,746.97	\$19,050.73
13	HOME Program Homebuyer Program	HOME	\$50,000.00	\$0.00	\$0.00
14	HOME Program CHDO	HOME	\$57,000.00	\$0.00	\$0.00
15	HOME Program. Owner Occupied Rehabilitation Program	HOME	\$155,270.00	\$0.00	\$0.00
16	Housing Acquisition Rehabilitation Program	HOME	\$75,000.00	\$0.00	\$0.00
17	Emergency Solutions Program.HESG	HESG	\$230,044.00	\$230,044.00	\$62,322.23
18	Section 108 Repayment - Steamtown Mall Partners	CDBG	\$253,000.00	\$0.00	\$0.00

U.S. DEPARTMENT OF HOUSING AND URBAN  
 DEVELOPMENT  
 OFFICE OF COMMUNITY PLANNING AND DEVELOPMENT  
 PR06 - Summary of Consolidated Plan Projects for Report  
 Year

IDIS

Plan IDIS Year Project	Project Title and Description	Program	Amount Available to Draw	Amount Drawn in Report Year
2015 11	Catherine McAuley Center - Public Service	CDBG	\$5,000.00	\$0.00
	Catherine McAuley Center - Permanent supportive housing program to assist 10 homeless families to move to apts. case management, transportation, food, job search, education training are provided to enable families to become self sufficient.			
12	HOME Program - Administration	HOME	\$19,696.24	\$19,050.73
	Administration and Planning to include the Fair Housing Analysis of the HOME Program for Scranton, PA			
13	HOME Program Homebuyer Program	HOME	\$0.00	\$0.00
	Homebuyer Program using HOME Program funding will assist families with homeownership. Matching down payment assistance up to \$7,000.00 and provide up to \$5,000.00 closing costs for person that are under the 80% of the median income.			
14	HOME Program CHDO	HOME	\$0.00	\$0.00
	15% of HOME Program set aside is for a non profit housing development corporation to develop a housing project.			
15	HOME Program. Owner Occupied Rehabilitation Program	HOME	\$0.00	\$0.00
	City of Scranton Owner Occupied Rehabilitation Program bring homes up to code to families under the 80% median income for the City of Scranton			
16	Housing Acquisition Rehabilitation Program	HOME	\$0.00	\$0.00
	This program is administered by CHDO or/and Developers for the City of Scranton. A CHDO/Developer purchases a home, rehabilitate, lead based paint, energy efficient and then sells it to a family/individual who has an income under the 80% median income for the City of Scranton			
17	Emergency Solutions Program.HESG	HESG	\$167,721.77	\$62,322.23
	Administration and services of the Emergency Solutions Program that will include a portion of the application fee for the Continuum of Care for Lackawanna County. The City of Scranton works in conjunction with our Continuum of Care to establish the needs of the homeless, veterans, domestic violence, shelters. Will fund the components of Street Outreach, Emergency Shelter, Homelessness Prevention, Rapid Re-Housing, HMIS and Administration			
18	Section 108 Repayment - Steamtown Mall Partners	CDBG	\$0.00	\$0.00
	Repayment of a Section 108 Repayment for the Steamtown Mall Partners			



U.S. DEPARTMENT OF HOUSING AND URBAN  
 DEVELOPMENT  
 OFFICE OF COMMUNITY PLANNING AND DEVELOPMENT  
 PR06 - Summary of Consolidated Plan Projects for Report  
 Year

Plan IDIS Year Project	Project Title and Description	Program	Project Estimate	Committed Amount	Amount Drawn Thru Report Year
2015 19	Public Service - Boys & Girls Club Park It Program		\$20,000.00	\$0.00	\$0.00
20	UNC Bellvue Center - Public Service	The Boys and Girls Club Park It Program is the CDBG neighborhood version of the Boys and Girls Club's on site programming. With cooperation with the City of Scranton this summer programs are set up at Scranton School District sites in low to moderate neighborhoods To operate and evening / after school teen program at the Bellvue Community Center.	\$10,000.00	\$0.00	\$0.00
21	St. Joseph's Center - Public Service	A housing program providing supervised apartment living, intensive case management, and support services to 5 homeeess families at a time to prepare them to move into permanent housing and live independently.	\$5,000.00	\$5,000.00	\$0.00
22	Lackawanna Neighbors, Inc.	Lackawanna Neighbors, Inc. that acts in a CHDO capacity and a developer acquires a single family home, rehabilitates it, lead abatement, energy efficient and resale to a participant in the City of Scranton's Homebuyer Program.	\$75,000.00	\$0.00	\$0.00

U.S. DEPARTMENT OF HOUSING AND URBAN  
 DEVELOPMENT  
 OFFICE OF COMMUNITY PLANNING AND DEVELOPMENT  
 PR06 - Summary of Consolidated Plan Projects for Report  
 Year

Plan IDIS Year Project	Project Title and Description	Program	Amount Available to Draw	Amount Drawn in Report Year
2015 19	Public Service - Boys & Girls Club Park It Program	The Boys and Girls Club Park It Program is the CDBG neighborhood version of the Boys and Girls Club's on site programming. With cooperation with the City of Scranton this summer programs are set up at Scranton School District sites in low to moderate neighborhoods	\$0.00	\$0.00
20	UNC Bellvue Center - Public Service	To operate and evening / after school teen program at the Bellvue Community Center.	\$0.00	\$0.00
21	St. Joseph's Center - Public Service	A housing program providing supervised apartment living, intensive case management, and support services to 5 homeless families at a time to prepare them to move into permanent housing and live independently.	\$5,000.00	\$0.00
22	Lackawanna Neighbors, Inc.	Lackawanna Neighbors, Inc. that acts in a CHDO capacity and a developer acquires a single family home, rehabilitates it, lead abatement, energy efficient and resale to a participant in the City of Scranton's Homebuyer Program.	\$0.00	\$0.00

**Scranton, Pennsylvania**

**PR 07**

**Drawdown Report by Voucher Number**

**2015**

**CDBG**

**HOME**

**Emergency Shelter Grant**

PR07 - Drawdown Report by Voucher Number - Vouchers Submitted to Loccs

Voucher Num	Line Item	IDIS Projec	IDIS Act ID	Voucher Created	Voucher St	Status Date	LOCCS Send Date	Grant Num	Grant Year	Fund Type	Recipient TIN	Payee TIN	Program	PY	Metrics	Drawn Amount
5768674	1	2	2254	1/9/2015	Completed	1/9/2015	1/9/2015	B14MC420 EN	2014	EN	246000704	246000704	CDBG			\$17,654.21
5768674	2	11	2251	1/9/2015	Completed	1/9/2015	1/9/2015	B14MC420 EN	2014	EN	246000704	246000704	CDBG			\$4,990.00
5768674	3	8	2259	1/9/2015	Completed	1/9/2015	1/9/2015	B14MC420 EN	2014	EN	246000704	246000704	CDBG			\$7,165.00
5768674	4	14	2256	1/9/2015	Completed	1/9/2015	1/9/2015	B14MC420 EN	2014	EN	246000704	246000704	CDBG			\$7,170.18
5768674	5	13	2269	1/9/2015	Completed	1/9/2015	1/9/2015	B14MC420 EN	2014	EN	246000704	246000704	CDBG			\$376.41
5768674	6	18	2270	1/9/2015	Completed	1/9/2015	1/9/2015	B14MC420 EN	2014	EN	246000704	246000704	CDBG			\$1,037.75
5768674	7	18	2270	1/9/2015	Completed	1/9/2015	1/9/2015	B14MC420 PI	2014	PI	246000704	246000704	CDBG			\$440.00
5768674	8	19	2267	1/9/2015	Completed	1/9/2015	1/9/2015	B14MC420 PI	2014	PI	246000704	246000704	CDBG			\$1,000.00
5771228	1	2	2254	1/16/2015	Completed	1/16/2015	1/16/2015	B14MC420 EN	2014	EN	246000704	246000704	CDBG			\$325.16
5771228	2	14	2256	1/16/2015	Completed	1/16/2015	1/16/2015	B14MC420 EN	2014	EN	246000704	246000704	CDBG			\$6,154.39
5771228	3	19	2267	1/16/2015	Completed	1/16/2015	1/16/2015	B14MC420 EN	2014	EN	246000704	246000704	CDBG			\$4,000.00
5771228	4	13	2271	1/16/2015	Completed	1/16/2015	1/16/2015	B14MC420 EN	2014	EN	246000704	246000704	CDBG			\$27,000.00
5771228	5	11	2251	1/16/2015	Completed	1/16/2015	1/16/2015	B14MC420 EN	2014	EN	246000704	246000704	CDBG			\$68,392.15
5771228	6	11	2251	1/16/2015	Completed	1/16/2015	1/16/2015	B14MC420 PI	2014	PI	246000704	246000704	CDBG			\$934.06
5771228	7	11	2251	1/16/2015	Completed	1/16/2015	1/16/2015	B15MC420 PI	2015	PI	246000704	246000704	CDBG			\$1,715.94
5773016	1	10	2278	1/22/2015	Completed	1/22/2015	1/22/2015	B14MC420 EN	2014	EN	246000704	246000704	CDBG			\$8,098.50
5773016	2	10	2279	1/22/2015	Completed	1/22/2015	1/22/2015	B14MC420 EN	2014	EN	246000704	246000704	CDBG			\$56,256.11
5773016	1	1	2254	1/23/2015	Completed	1/23/2015	1/23/2015	B14MC420 EN	2014	EN	246000704	246000704	CDBG			\$26,316.38
5773016	2	2	2254	1/23/2015	Completed	1/23/2015	1/23/2015	B14MC420 EN	2014	EN	246000704	246000704	CDBG			\$15,906.16
5773016	3	1	2254	1/23/2015	Completed	1/23/2015	1/23/2015	B14MC420 EN	2014	EN	246000704	246000704	CDBG			\$16,804.93
5773016	4	1	2254	1/23/2015	Completed	1/23/2015	1/23/2015	B14MC420 EN	2014	EN	246000704	246000704	CDBG			\$9,300.28
5779897	1	14	2256	2/11/2015	Completed	2/11/2015	2/11/2015	B14MC420 EN	2014	EN	246000704	246000704	CDBG			\$7,978.11
5779897	2	17	2264	2/11/2015	Completed	2/11/2015	2/11/2015	B14MC420 EN	2014	EN	246000704	246000704	CDBG			\$1,211.07
5779897	3	19	2265	2/11/2015	Completed	2/11/2015	2/11/2015	B14MC420 EN	2014	EN	246000704	246000704	CDBG			\$2,349.52
5779897	4	18	2270	2/11/2015	Completed	2/11/2015	2/11/2015	B14MC420 EN	2014	EN	246000704	246000704	CDBG			\$526.93
5779897	5	13	2269	2/11/2015	Completed	2/11/2015	2/11/2015	B14MC420 EN	2014	EN	246000704	246000704	CDBG			\$2,349.52
5779897	6	16	2272	2/11/2015	Completed	2/11/2015	2/11/2015	B14MC420 EN	2014	EN	246000704	246000704	CDBG			\$15,304.93
5779897	7	2	2284	2/11/2015	Completed	2/11/2015	2/11/2015	B14MC420 EN	2014	EN	246000704	246000704	CDBG			\$707.70
5782341	1	3	2281	2/19/2015	Completed	2/19/2015	2/19/2015	B14MC420 EN	2014	EN	246000704	246000704	CDBG			\$13,585.51
5782360	1	2	2254	2/19/2015	Completed	2/19/2015	2/19/2015	B14MC420 EN	2014	EN	246000704	246000704	CDBG			\$2,828.99
5782360	2	19	2266	2/19/2015	Completed	2/19/2015	2/19/2015	B14MC420 PI	2015	PI	246000704	246000704	CDBG			\$1,092.45
5782360	3	19	2266	2/19/2015	Completed	2/19/2015	2/19/2015	B14MC420 PI	2015	PI	246000704	246000704	CDBG			\$245.60
5782360	4	12	2260	2/19/2015	Completed	2/19/2015	2/19/2015	B14MC420 EN	2014	EN	246000704	246000704	CDBG			\$164.95
5784906	1	2	2254	2/27/2015	Completed	2/27/2015	2/27/2015	B14MC420 EN	2015	PI	246000704	246000704	CDBG			\$1,035.00
5784906	2	18	2270	2/27/2015	Completed	2/27/2015	2/27/2015	B14MC420 EN	2015	PI	246000704	246000704	CDBG			\$595.99
5787192	1	2	2254	3/6/2015	Completed	3/7/2015	3/6/2015	B14MC420 EN	2014	EN	246000704	246000704	CDBG			\$12,726.17
5787192	2	14	2256	3/6/2015	Completed	3/7/2015	3/6/2015	B14MC420 EN	2014	EN	246000704	246000704	CDBG			\$9,215.54
5787192	3	12	2260	3/6/2015	Completed	3/7/2015	3/6/2015	B14MC420 EN	2014	EN	246000704	246000704	CDBG			\$677.00
5787192	4	12	2260	3/6/2015	Completed	3/7/2015	3/6/2015	B14MC420 EN	2014	EN	246000704	246000704	CDBG			\$240.00
5788993	1	2	2254	3/12/2015	Completed	3/13/2015	3/12/2015	B14MC420 EN	2014	EN	246000704	246000704	CDBG			\$501.24
5788993	2	19	2266	3/12/2015	Completed	3/13/2015	3/12/2015	B14MC420 PI	2015	PI	246000704	246000704	CDBG			\$1,083.15
5791365	1	2	2254	3/19/2015	Completed	3/20/2015	3/19/2015	B14MC420 EN	2014	EN	246000704	246000704	CDBG			\$12,859.31
5791365	2	8	2259	3/19/2015	Completed	3/20/2015	3/19/2015	B14MC420 PI	2015	PI	246000704	246000704	CDBG			\$33.84
5791365	3	16	2272	3/19/2015	Completed	3/20/2015	3/19/2015	B14MC420 EN	2014	EN	246000704	246000704	CDBG			\$1,744.32
5791365	4	18	2270	3/19/2015	Completed	3/20/2015	3/19/2015	B14MC420 EN	2014	EN	246000704	246000704	CDBG			\$1,799.75
5794257	1	2	2254	3/27/2015	Completed	3/31/2015	3/30/2015	B14MC420 EN	2014	EN	246000704	246000704	CDBG			\$384.13
5794257	3	2	2254	4/1/2015	Completed	4/9/2015	4/2/2015	B14MC420 EN	2014	EN	246000704	246000704	CDBG			\$14,402.60
5795743	1	13	2269	4/1/2015	Completed	4/9/2015	4/2/2015	B14MC420 EN	2014	EN	246000704	246000704	CDBG			\$194.13
5795743	5	13	2269	4/1/2015	Completed	4/9/2015	4/2/2015	B14MC420 EN	2014	EN	246000704	246000704	CDBG			\$500.00
5798406	1	2	2254	4/10/2015	Completed	4/11/2015	4/10/2015	B14MC420 EN	2014	EN	246000704	246000704	CDBG			\$759.06
5798406	2	8	2259	4/10/2015	Completed	4/11/2015	4/10/2015	B14MC420 EN	2014	EN	246000704	246000704	CDBG			\$67,080.00
5798406	3	8	2259	4/10/2015	Completed	4/11/2015	4/10/2015	B14MC420 EN	2014	EN	246000704	246000704	CDBG			\$1,100.00
5799270	1	2	2	4/14/2015	Revised	4/14/2015	4/14/2015	B13MC420 PI	2013	EN	246000704	246000704	CDBG			(\$715,713.00)
5799270	2	2	2	4/15/2015	Revised	4/14/2015	4/14/2015	B13MC420 EN	2013	EN	246000704	246000704	CDBG			(\$101,870.06)
5799270	3	13	2248	4/15/2015	Completed	4/14/2015	4/14/2015	B13MC420 EN	2013	EN	246000704	246000704	CDBG			(\$613,842.94)

5799270	4	2	2	4/15/2015	Completed	4/14/2015	4/14/2015	B13MC420	EN	2013	EN	246000704	246000704	CDBG	(\$540.00)
5799270	5	13	2243	4/15/2015	Completed	4/14/2015	4/14/2015	B13MC420	EN	2013	EN	246000704	246000704	CDBG	(\$101,330.06)
5800252	1	2	2	4/16/2015	Completed	4/16/2015	4/16/2015	B13MC420	EN	2013	EN	246000704	246000704	CDBG	\$540.00
5801464	1	2	2254	4/20/2015	Completed	4/21/2015	4/20/2015	B13MC420	EN	2013	EN	246000704	246000704	CDBG	\$12,773.61
5801464	2	11	2262	4/20/2015	Completed	4/21/2015	4/20/2015	B13MC420	EN	2013	EN	246000704	246000704	CDBG	\$159.04
5801464	5	14	2256	4/20/2015	Completed	4/21/2015	4/20/2015	B13MC420	EN	2013	EN	246000704	246000704	CDBG	\$2,548.01
5803742	1	2	2254	4/27/2015	Completed	4/28/2015	4/27/2015	B13MC420	EN	2013	EN	246000704	246000704	CDBG	\$14,255.19
5803742	2	11	2262	4/27/2015	Completed	4/28/2015	4/27/2015	B13MC420	PI	2015	PI	246000704	246000704	CDBG	\$967.50
5805744	1	2	2254	4/30/2015	Completed	4/30/2015	4/30/2015	B13MC420	EN	2013	EN	246000704	246000704	CDBG	\$13,988.88
5805744	2	18	2270	4/30/2015	Completed	4/30/2015	4/30/2015	B13MC420	EN	2013	EN	246000704	246000704	CDBG	\$1,005.45
5805744	3	18	2270	4/30/2015	Completed	4/30/2015	4/30/2015	B13MC420	PI	2015	PI	246000704	246000704	CDBG	\$3,000.00
5805744	4	8	2259	4/30/2015	Completed	4/30/2015	4/30/2015	B13MC420	EN	2013	EN	246000704	246000704	CDBG	\$405.00
5808066	1	12	2260	5/8/2015	Completed	5/8/2015	5/8/2015	B13MC420	EN	2013	EN	246000704	246000704	CDBG	\$7,513.60
5808066	2	12	2260	5/8/2015	Completed	5/8/2015	5/8/2015	B13MC420	PI	2015	PI	246000704	246000704	CDBG	\$500.00
5808066	3	2	2254	5/8/2015	Completed	5/8/2015	5/8/2015	B13MC420	EN	2013	EN	246000704	246000704	CDBG	\$12,921.97
5810122	1	3	2281	5/15/2015	Completed	5/16/2015	5/15/2015	B13MC420	EN	2013	EN	246000704	246000704	CDBG	\$1,982.00
5810122	2	3	2281	5/15/2015	Completed	5/16/2015	5/15/2015	B13MC420	PI	2015	PI	246000704	246000704	CDBG	\$2,650.00
5810122	3	2	2254	5/15/2015	Completed	5/16/2015	5/15/2015	B13MC420	EN	2013	EN	246000704	246000704	CDBG	\$966.38
5812473	1	6	2039	5/22/2015	Completed	5/27/2015	5/25/2015	B13MC420	EN	2013	EN	246000704	246000704	CDBG	\$3,280.03
5812473	2	2	2254	5/22/2015	Completed	5/27/2015	5/25/2015	B13MC420	EN	2013	EN	246000704	246000704	CDBG	\$312.50
5812473	4	3	2281	5/22/2015	Completed	5/27/2015	5/25/2015	B13MC420	PI	2015	PI	246000704	246000704	CDBG	\$426.00
5812473	5	3	2281	5/22/2015	Completed	5/27/2015	5/25/2015	B13MC420	EN	2013	EN	246000704	246000704	CDBG	\$600.00
5812473	6	11	2251	5/22/2015	Completed	5/27/2015	5/25/2015	B13MC420	EN	2013	EN	246000704	246000704	CDBG	\$7,900.00
5813444	1	11	2262	5/27/2015	Completed	5/28/2015	5/27/2015	B13MC420	EN	2013	EN	246000704	246000704	CDBG	\$5,310.00
5813444	2	2	2254	5/27/2015	Completed	5/28/2015	5/27/2015	B13MC420	EN	2013	EN	246000704	246000704	CDBG	\$14,267.86
5813444	3	13	2269	5/27/2015	Completed	5/28/2015	5/27/2015	B13MC420	PI	2015	PI	246000704	246000704	CDBG	\$700.94
5813444	4	2	2254	6/9/2015	Completed	6/10/2015	6/9/2015	B13MC420	EN	2013	EN	246000704	246000704	CDBG	\$4,278.96
5817300	4	18	2270	6/9/2015	Completed	6/10/2015	6/9/2015	B13MC420	EN	2013	EN	246000704	246000704	CDBG	\$1,035.00
5817300	6	12	2260	6/9/2015	Completed	6/10/2015	6/9/2015	B13MC420	EN	2013	EN	246000704	246000704	CDBG	\$63,143.67
5817300	7	12	2260	6/9/2015	Completed	6/10/2015	6/9/2015	B13MC420	PI	2015	PI	246000704	246000704	CDBG	\$1,000.00
5817300	8	2	2259	6/22/2015	Completed	6/24/2015	6/23/2015	B13MC420	EN	2013	EN	246000704	246000704	CDBG	\$14,094.91
5821590	1	2	2254	6/22/2015	Completed	6/24/2015	6/23/2015	B13MC420	PI	2015	PI	246000704	246000704	CDBG	\$40.50
5821590	2	8	2259	6/22/2015	Completed	6/24/2015	6/23/2015	B13MC420	EN	2013	EN	246000704	246000704	CDBG	\$121.50
5821590	3	8	2259	6/22/2015	Completed	6/24/2015	6/23/2015	B13MC420	EN	2013	EN	246000704	246000704	CDBG	\$4,469.40
5823697	1	2	2254	6/26/2015	Completed	6/27/2015	6/26/2015	B13MC420	EN	2013	EN	246000704	246000704	CDBG	\$16,357.25
5823697	2	19	2266	6/26/2015	Completed	6/27/2015	6/26/2015	B13MC420	PI	2015	PI	246000704	246000704	CDBG	\$6,805.74
5823697	3	19	2266	6/26/2015	Completed	6/27/2015	6/26/2015	B13MC420	EN	2013	EN	246000704	246000704	CDBG	\$1,785.00
5823697	4	19	2265	6/26/2015	Completed	6/27/2015	6/26/2015	B13MC420	EN	2013	EN	246000704	246000704	CDBG	\$429.36
5825893	2	8	2259	7/6/2015	Completed	7/6/2015	7/6/2015	B13MC420	EN	2013	EN	246000704	246000704	CDBG	\$99,843.25
5825893	3	8	2259	7/6/2015	Completed	7/6/2015	7/6/2015	B13MC420	PI	2015	PI	246000704	246000704	CDBG	\$1,300.00
5827409	1	12	2260	7/10/2015	Completed	7/11/2015	7/10/2015	B13MC420	EN	2013	EN	246000704	246000704	CDBG	\$42,082.52
5827409	2	8	2259	7/10/2015	Completed	7/11/2015	7/10/2015	B13MC420	EN	2013	EN	246000704	246000704	CDBG	\$40.50
5827409	3	18	2270	7/10/2015	Completed	7/11/2015	7/10/2015	B13MC420	EN	2013	EN	246000704	246000704	CDBG	\$1,331.32
5827409	4	2	2254	7/10/2015	Completed	7/11/2015	7/10/2015	B13MC420	EN	2013	EN	246000704	246000704	CDBG	\$1,614.56
5827857	1	10	2279	7/13/2015	Completed	7/14/2015	7/13/2015	B13MC420	EN	2013	EN	246000704	246000704	CDBG	\$149,201.18
5827857	2	10	2278	7/13/2015	Completed	7/14/2015	7/13/2015	B13MC420	EN	2013	EN	246000704	246000704	CDBG	\$9,164.50
5830017	1	3	2281	7/20/2015	Completed	7/21/2015	7/20/2015	B13MC420	PI	2015	PI	246000704	246000704	CDBG	\$979.60
5830017	2	3	2281	7/20/2015	Completed	7/21/2015	7/20/2015	B13MC420	EN	2013	EN	246000704	246000704	CDBG	\$2,000.00
5830017	3	2	2254	7/20/2015	Completed	7/21/2015	7/20/2015	B13MC420	EN	2013	EN	246000704	246000704	CDBG	\$1,365.35
5832494	1	2	2254	7/27/2015	Completed	7/29/2015	7/27/2015	B13MC420	EN	2013	EN	246000704	246000704	CDBG	\$763.27
5832494	2	3	2281	7/27/2015	Completed	7/29/2015	7/27/2015	B13MC420	EN	2013	EN	246000704	246000704	CDBG	\$198,116.64
5832494	3	3	2281	7/27/2015	Completed	7/29/2015	7/27/2015	B14MC420	EN	2014	EN	246000704	246000704	CDBG	\$158,198.22
5832494	4	6	2039	7/27/2015	Completed	7/29/2015	7/27/2015	B14MC420	EN	2014	EN	246000704	246000704	CDBG	\$340.97
5834523	1	2	2254	7/31/2015	Completed	7/31/2015	7/31/2015	B14MC420	EN	2014	EN	246000704	246000704	CDBG	\$1,893.70
5834523	2	18	2270	7/31/2015	Completed	7/31/2015	7/31/2015	B15MC420	PI	2015	PI	246000704	246000704	CDBG	\$68.01
5835950	1	2	2254	8/6/2015	Completed	8/6/2015	8/6/2015	B14MC420	EN	2014	EN	246000704	246000704	CDBG	\$150.00
5835950	2	13	2269	8/6/2015	Completed	8/6/2015	8/6/2015	B15MC420	PI	2015	PI	246000704	246000704	CDBG	\$4.33

5835930	3	19	2266	8/6/2015	Completed	8/6/2015	8/6/2015	B15MC420 PI	2015 PI	246000704	246000704	CDBG	\$2,202.57
5838554	3	3	2281	8/14/2015	Completed	8/18/2015	8/14/2015	B14MC420 EN	2014 EN	246000704	246000704	CDBG	\$11,179.50
5838554	4	12	2260	8/14/2015	Completed	8/18/2015	8/14/2015	B14MC420 EN	2014 EN	246000704	246000704	CDBG	\$9,297.58
5838554	5	12	2260	8/14/2015	Completed	8/18/2015	8/14/2015	B15MC420 PI	2015 PI	246000704	246000704	CDBG	\$900.00
5838554	6	2	2254	8/14/2015	Completed	8/18/2015	8/14/2015	B14MC420 EN	2014 EN	246000704	246000704	CDBG	\$899.73
5838554	7	3	2313	8/14/2015	Completed	8/18/2015	8/14/2015	B14MC420 EN	2014 EN	246000704	246000704	CDBG	\$135.30
5840366	1	2	2254	8/20/2015	Completed	8/22/2015	8/20/2015	B14MC420 EN	2014 EN	246000704	246000704	CDBG	\$671.50
5840366	2	3	2313	8/20/2015	Completed	8/22/2015	8/20/2015	B14MC420 EN	2014 EN	246000704	246000704	CDBG	\$1,035.30
5842850	1	2	2254	8/27/2015	Completed	8/28/2015	8/27/2015	B14MC420 EN	2014 EN	246000704	246000704	CDBG	\$835.39
5842850	2	3	2281	8/27/2015	Completed	8/28/2015	8/27/2015	B14MC420 EN	2014 EN	246000704	246000704	CDBG	\$237.65
5844895	1	6	2039	9/3/2015	Completed	9/4/2015	9/3/2015	B14MC420 EN	2014 EN	246000704	246000704	CDBG	\$53.89
5844895	2	2	2254	9/3/2015	Completed	9/4/2015	9/3/2015	B14MC420 EN	2014 EN	246000704	246000704	CDBG	\$2,474.98
5844895	4	18	2270	9/3/2015	Completed	9/4/2015	9/3/2015	B14MC420 EN	2014 EN	246000704	246000704	CDBG	\$60,584.00
5844895	14	11	2262	9/3/2015	Completed	9/4/2015	9/3/2015	B14MC420 EN	2014 EN	246000704	246000704	CDBG	\$775.19
5846695	3	6	2039	9/10/2015	Completed	9/10/2015	9/10/2015	B14MC420 EN	2014 EN	246000704	246000704	CDBG	\$13,972.76
5846695	4	3	2281	9/10/2015	Completed	9/10/2015	9/10/2015	B14MC420 EN	2014 EN	246000704	246000704	CDBG	\$3,804.10
5846695	5	3	2281	9/10/2015	Completed	9/10/2015	9/10/2015	B14MC420 EN	2014 EN	246000704	246000704	CDBG	\$2,900.00
5846695	6	12	2260	9/10/2015	Completed	9/10/2015	9/10/2015	B15MC420 EN	2015 EN	246000704	246000704	CDBG	\$18,302.02
5849610	1	1	2280	9/21/2015	Completed	9/22/2015	9/21/2015	B14MC420 EN	2014 EN	246000704	246000704	CDBG	\$1,318.89
5849610	2	2	2254	9/21/2015	Revised	9/22/2015	9/21/2015	B14MC420 EN	2014 EN	246000704	246000704	CDBG	\$5,366.04
5849610	3	3	2281	9/21/2015	Revised	9/22/2015	9/21/2015	B14MC420 EN	2014 EN	246000704	246000704	CDBG	\$590.00
5849610	4	11	2262	9/23/2015	Completed	9/22/2015	9/21/2015	B14MC420 EN	2014 EN	246000704	246000704	CDBG	\$590.00
5849789	1	2	2254	9/21/2015	Completed	9/22/2015	9/21/2015	B14MC420 EN	2014 EN	246000704	246000704	CDBG	\$20,266.78
5849789	2	1	2280	9/21/2015	Completed	9/22/2015	9/21/2015	B14MC420 EN	2014 EN	246000704	246000704	CDBG	\$70,354.20
5849792	1	1	2280	9/21/2015	Completed	9/22/2015	9/21/2015	B15MC420 EN	2015 EN	246000704	246000704	CDBG	\$12,669.48
5850499	1	8	2291	9/23/2015	Completed	9/24/2015	9/23/2015	B15MC420 EN	2015 EN	246000704	246000704	CDBG	\$110,590.99
5850499	2	8	2291	9/23/2015	Completed	9/24/2015	9/23/2015	B15MC420 EN	2015 EN	246000704	246000704	CDBG	\$2,260.00
5851550	1	1	2280	9/25/2015	Completed	9/26/2015	9/25/2015	B15MC420 EN	2015 EN	246000704	246000704	CDBG	\$6,350.86
5851550	2	2	2282	9/25/2015	Completed	9/26/2015	9/25/2015	B15MC420 EN	2015 EN	246000704	246000704	CDBG	\$39,000.00
5853571	1	11	2219	10/1/2015	Completed	10/2/2015	10/1/2015	B14MC420 EN	2014 EN	246000704	246000704	CDBG	\$16,246.37
5853571	3	1	2280	10/1/2015	Completed	10/2/2015	10/1/2015	B15MC420 EN	2015 EN	246000704	246000704	CDBG	\$15,960.70
5858097	1	1	2280	10/15/2015	Completed	10/16/2015	10/15/2015	B15MC420 EN	2015 EN	246000704	246000704	CDBG	\$500.08
5858097	2	19	2265	10/15/2015	Completed	10/16/2015	10/15/2015	B15MC420 PI	2015 PI	246000704	246000704	CDBG	\$1,050.00
5858097	4	8	2291	10/15/2015	Completed	10/16/2015	10/15/2015	B15MC420 EN	2015 EN	246000704	246000704	CDBG	\$11,526.22
5858097	5	8	2291	10/15/2015	Completed	10/16/2015	10/15/2015	B15MC420 EN	2015 EN	246000704	246000704	CDBG	\$1,483.50
5861062	2	18	2270	10/23/2015	Completed	10/24/2015	10/23/2015	B14MC420 EN	2014 EN	246000704	246000704	CDBG	\$18,002.41
5861062	6	12	2260	10/23/2015	Completed	10/24/2015	10/23/2015	B14MC420 EN	2014 EN	246000704	246000704	CDBG	\$218.83
5861062	7	1	2280	10/23/2015	Completed	10/24/2015	10/23/2015	B15MC420 EN	2015 EN	246000704	246000704	CDBG	\$3,364.30
5861062	8	3	2281	10/23/2015	Completed	10/24/2015	10/23/2015	B14MC420 EN	2014 EN	246000704	246000704	CDBG	\$1,850.00
5861062	9	3	2281	10/23/2015	Completed	10/24/2015	10/23/2015	B15MC420 EN	2015 EN	246000704	246000704	CDBG	\$8,831.40
5861062	10	3	2313	10/23/2015	Completed	10/24/2015	10/23/2015	B14MC420 EN	2014 EN	246000704	246000704	CDBG	\$281,902.35
5861255	1	1	2280	10/28/2015	Completed	10/29/2015	10/28/2015	B15MC420 EN	2015 EN	246000704	246000704	CDBG	\$14,099.92
5862569	1	10	2295	10/28/2015	Completed	10/29/2015	10/28/2015	B15MC420 EN	2015 EN	246000704	246000704	CDBG	\$16,507.67
5863149	1	1	2280	10/29/2015	Completed	10/30/2015	10/29/2015	B15MC420 EN	2015 EN	246000704	246000704	CDBG	\$1,393.63
5865578	1	1	2280	11/6/2015	Completed	11/7/2015	11/6/2015	B15MC420 EN	2015 EN	246000704	246000704	CDBG	\$14,850.23
5867076	1	1	2280	11/12/2015	Completed	11/13/2015	11/12/2015	B15MC420 EN	2015 EN	246000704	246000704	CDBG	\$1,663.82
5867076	3	18	2270	11/12/2015	Completed	11/13/2015	11/12/2015	B14MC420 EN	2014 EN	246000704	246000704	CDBG	\$16,938.38
5871371	1	1	2280	11/24/2015	Completed	11/25/2015	11/24/2015	B15MC420 EN	2015 EN	246000704	246000704	CDBG	\$29,824.52
5873840	1	9	2240	12/4/2015	Completed	12/5/2015	12/4/2015	B14MC420 EN	2014 EN	246000704	246000704	CDBG	\$4,660.00
5873840	2	9	2240	12/4/2015	Completed	12/5/2015	12/4/2015	B15MC420 PI	2015 PI	246000704	246000704	CDBG	\$1,310.77
5873840	3	1	2280	12/4/2015	Completed	12/5/2015	12/4/2015	B15MC420 EN	2015 EN	246000704	246000704	CDBG	\$5,959.20
5873840	5	3	2281	12/4/2015	Completed	12/5/2015	12/4/2015	B14MC420 EN	2014 EN	246000704	246000704	CDBG	\$6,047.71
5873840	6	8	2291	12/4/2015	Completed	12/5/2015	12/4/2015	B15MC420 EN	2015 EN	246000704	246000704	CDBG	\$914.61
5873840	7	10	2294	12/4/2015	Completed	12/5/2015	12/4/2015	B15MC420 EN	2015 EN	246000704	246000704	CDBG	\$72,389.46
5873962	1	3	2313	12/4/2015	Completed	12/5/2015	12/4/2015	B14MC420 EN	2014 EN	246000704	246000704	CDBG	

5873962	2	3	2313	12/4/2015	Completed	12/5/2015	12/4/2015	B15MC420 EN	2015 EN	246000704	246000704	CDBG	\$158,510.89
5876362	1	1	2280	12/11/2015	Completed	12/11/2015	12/11/2015	B15MC420 EN	2015 EN	246000704	246000704	CDBG	\$14,616.06
5876362	2	12	2275	12/11/2015	Completed	12/11/2015	12/11/2015	B14MC420 EN	2014 EN	246000704	246000704	CDBG	\$13,700.00
5876362	3	12	2275	12/11/2015	Completed	12/11/2015	12/11/2015	B15MC420 PI	2015 PI	246000704	246000704	CDBG	\$1,300.00
5878975	1	4	2286	12/17/2015	Completed	12/18/2015	12/17/2015	B14MC420 EN	2014 EN	246000704	246000704	CDBG	\$1,716.81
5878975	3	1	2280	12/17/2015	Completed	12/18/2015	12/17/2015	B15MC420 EN	2015 EN	246000704	246000704	CDBG	\$351.64
5878975	4	8	2291	12/17/2015	Completed	12/18/2015	12/17/2015	B15MC420 EN	2015 EN	246000704	246000704	CDBG	\$6,753.26
5880603	5	12	2260	12/23/2015	Completed	12/24/2015	12/23/2015	B14MC420 EN	2014 EN	246000704	246000704	CDBG	\$17,860.20
TOTAL DRAWS:													\$2,165,923.55
TOTAL DRAWS:													\$2,165,923.55





PRO7 - Drawdown Report by Voucher Number - Vouchers Submitted to Loccs

Voucher/NI Line Item	IDIS Projec	IDIS Act ID	Voucher Created	Voucher Status	Status Date	LOCCS Send Date	Grant Num	Grant Year	Fund Type	Recipient TIN	Payee TIN	Program	PY	Metrics	Drawn Amount
5784906	4	1	2236	2/27/2015	Completed	2/28/2015	2/21/2015	E13MC420	EN	246000704	246000704	HESG			\$600.00
5787192	5	1	2236	3/6/2015	Completed	3/7/2015	3/6/2015	E13MC420	EN	246000704	246000704	HESG			\$681.00
5801464	4	1	2236	4/20/2015	Completed	4/21/2015	4/20/2015	E13MC420	EN	246000704	246000704	HESG			\$2,248.00
5810122	4	3	2283	5/15/2015	Completed	5/16/2015	5/15/2015	E14MC420	EN	246000704	246000704	HESG			\$32,594.80
5812473	3	3	2283	5/22/2015	Completed	5/27/2015	5/25/2015	E14MC420	EN	246000704	246000704	HESG			\$31,092.82
5813444	4	3	2283	5/27/2015	Completed	6/2/2015	5/27/2015	E14MC420	EN	246000704	246000704	HESG			\$8,048.13
5817300	5	3	2236	6/9/2015	Completed	6/10/2015	6/9/2015	E13MC420	EN	246000704	246000704	HESG			\$3,813.15
5817300	5	3	2283	6/9/2015	Completed	6/10/2015	6/9/2015	E14MC420	EN	246000704	246000704	HESG			\$14,759.87
5821590	5	3	2283	6/22/2015	Completed	6/24/2015	6/23/2015	E14MC420	EN	246000704	246000704	HESG			\$26,140.30
5821590	6	1	2236	6/22/2015	Completed	6/24/2015	6/23/2015	E13MC420	EN	246000704	246000704	HESG			\$400.00
5827409	5	1	2237	7/10/2015	Completed	7/11/2015	7/10/2015	E13MC420	EN	246000704	246000704	HESG			\$2,575.00
5830017	5	1	2237	7/10/2015	Completed	7/11/2015	7/10/2015	E13MC420	EN	246000704	246000704	HESG			\$4,487.82
5834523	3	1	2237	7/31/2015	Completed	8/4/2015	7/31/2015	E13MC420	EN	246000704	246000704	HESG			\$1,836.00
5838554	2	1	2237	8/14/2015	Completed	8/18/2015	8/14/2015	E13MC420	EN	246000704	246000704	HESG			\$192.83
5842850	6	1	2236	8/27/2015	Completed	8/28/2015	8/27/2015	E13MC420	EN	246000704	246000704	HESG			\$1,909.85
5844895	3	3	2201	9/3/2015	Completed	9/4/2015	9/3/2015	E12MC420	EN	246000704	246000704	HESG			\$1,723.68
5844895	13	1	2237	9/3/2015	Completed	9/4/2015	9/3/2015	E13MC420	EN	246000704	246000704	HESG			\$1,582.50
5850517	1	3	2284	9/23/2015	Completed	9/24/2015	9/23/2015	E14MC420	EN	246000704	246000704	HESG			\$15,475.08
5850517	2	3	2283	9/23/2015	Completed	9/24/2015	9/23/2015	E14MC420	EN	246000704	246000704	HESG			\$11,047.24
5857455	1	17	2297	10/14/2015	Completed	10/15/2015	10/14/2015	E15MC420	AD	246000704	246000704	HESG			\$406.12
5857455	2	3	2255	10/14/2015	Completed	10/15/2015	10/14/2015	E14MC420	AD	246000704	246000704	HESG			\$586.83
5861062	3	1	2237	10/23/2015	Completed	10/24/2015	10/23/2015	E13MC420	EN	246000704	246000704	HESG			\$522.67
5861062	4	3	2284	10/23/2015	Completed	10/24/2015	10/23/2015	E14MC420	EN	246000704	246000704	HESG			\$979.25
5863149	3	1	2237	10/29/2015	Completed	10/30/2015	10/29/2015	E13MC420	EN	246000704	246000704	HESG			\$6,000.00
5863149	4	17	2297	10/29/2015	Completed	10/30/2015	10/29/2015	E15MC420	AD	246000704	246000704	HESG			\$15,462.20
5867076	2	17	2300	11/12/2015	Completed	11/13/2015	11/12/2015	E15MC420	EN	246000704	246000704	HESG			\$3,144.90
5871371	4	3	2284	11/24/2015	Completed	11/25/2015	11/24/2015	E14MC420	EN	246000704	246000704	HESG			\$3,587.12
5871371	5	17	2300	11/24/2015	Completed	11/25/2015	11/24/2015	E15MC420	EN	246000704	246000704	HESG			\$5,356.47
5878968	1	3	2284	12/17/2015	Completed	12/18/2015	12/17/2015	E14MC420	EN	246000704	246000704	HESG			\$26,225.67
5880603	4	17	2300	12/23/2015	Completed	12/24/2015	12/23/2015	E15MC420	EN	246000704	246000704	HESG			\$224,144.80
TOTAL DRAWS:															
TOTAL DRAWS:															

**Scranton, Pennsylvania**

**PR 09**

**HOME**

**Program Income Details by Fiscal Year and  
Program**

**2015**

Report for Program:HOME

\*Data Only Provided for Time Period Queried:01-01-2015 to 12-31-2015

Program Year	Program	Associated Grant Number	Fund Type	Estimated Income for Year	Transaction	Voucher #	Voucher Created	Voucher Type	IDIS Proj. ID	IDIS Actv. ID	Matrix Code	Received/Drawn Amount	
2014	HOME	M14MC420205	PI	1,059.89									
			PI		DRAWS								
						5791365005	03-19-15	PY	17	2250		11,810.00	
						5795743002	04-01-15	PY	17	2250		5,766.46	
Receipts													
												PI Draws	17,576.46
												PA Draws	0.00
												Balance	(17,576.46)
<b>2014 HOME M14MC420205</b>												<b>Total Local Account Receipts</b>	<b>17,576.46</b>
												<b>Total Local Account Draws</b>	<b>(17,576.46)</b>
												<b>Total Local Account Balance</b>	<b>(17,576.46)</b>
2015	HOME	M15MC420205	PI	718.08									
RECEIPTS													
						5154124001	01-05-15		18	2213		718.08	
						5164212001	05-11-15		15	1754		9,596.00	
						5165359001	05-26-15		3	1866		9,782.00	
						5173452001	09-01-15		22	1762		25,262.50	
DRAWS													
			PI			5825893001	07-06-15	PY	5	2308		600.00	
						5830017004	07-20-15	PY	17	2250		69.00	

Program Year	Program	Associated Grant Number	Fund Type	Income for Year	Estimated	Transaction	Voucher #	Voucher Created	Voucher Type	IDIS Proj. ID	IDIS Actv. ID	Matrix Code	Received/Drawn Amount
							5838109001	08-13-15	PY	15	2307		5,500.00
							5838554008	08-14-15	PY	5	2315		8,000.00
							5844895012	09-03-15	PY	5	2320		9,012.16
							5846695002	09-10-15	PY	5	2320		600.00
							5858350001	10-16-15	PY	5	2323		6,166.00
							5861062005	10-23-15	PY	5	2323		600.00
			PA				5878975002	12-17-15	PY	5	2324		6,143.08
						DRAWS							
							5849790002	09-21-15	PY	12	2301		2,526.25
												Receipts	45,358.58
												PI Draws	36,690.24
												PA Draws	2,526.25
												Balance	6,142.09
												<b>Total Local Account Receipts</b>	<b>45,358.58</b>
												<b>Total Local Account Draws</b>	<b>39,216.49</b>
												<b>Total Local Account Balance</b>	<b>6,142.09</b>

2015 HOME M15MC420205

**Scranton, Pennsylvania**

**PR 22**

**Status of HOME**

**Activities**

**Entitlement**

**2015**



U.S. Department of Housing and Urban Development  
 Office of Community Planning and Development  
 Integrated Disbursement and Information System  
 Status of HOME Activities - Entitlement  
 SCRANTON, PA

DATE: 03-04-16  
 TIME: 15:18  
 PAGE: 1

**IDIS - PR22**

Tenure Type	Activity Type	IDIS Activity	Activity Address	Activity Status	Status Date	Total Units	Home Units	Initial Funding Date	Committed Amount	Drawn Amount	PCT
Rental	NEW CONSTRUCTION	2226	613 Cedar Ave 615 Cedar Avenue 617 Cedar Avenue, Scranton PA, 18505	Completed	12/29/15	6	3	06/17/13	\$431,750.00	\$431,750.00	100.00%
Homebuyer	ACQUISITION ONLY	2238	1625 Church Ave , Scranton PA, 18508	Completed	06/25/15	1	1	01/23/14	\$9,387.94	\$9,387.94	100.00%
Homebuyer	ACQUISITION ONLY	2308	1007 Clearview St , Scranton PA, 18508	Open	07/06/15	0	0	06/26/15	\$1,200.00	\$600.00	50.00%
Homebuyer	ACQUISITION ONLY	2311	2800 Cedar Ave , Scranton PA, 18505	Completed	09/28/15	1	1	07/16/15	\$8,576.15	\$8,576.15	100.00%
Homebuyer	ACQUISITION ONLY	2315	1509 Luzerne St , Scranton PA, 18504	Completed	10/07/15	1	1	08/12/15	\$8,600.00	\$8,600.00	100.00%
Homebuyer	ACQUISITION ONLY	2320	649 Wales St , Scranton PA, 18508	Completed	10/15/15	1	1	08/31/15	\$9,612.16	\$9,612.16	100.00%
Homebuyer	ACQUISITION ONLY	2323	1420 Wyoming Ave , Scranton PA, 18509	Completed	12/07/15	1	1	10/15/15	\$6,766.00	\$6,766.00	100.00%
Homebuyer	ACQUISITION ONLY	2324	720 Cedar Ave , Scranton PA, 18505	Completed	02/01/16	1	1	12/11/15	\$6,393.08	\$6,393.08	100.00%
Homebuyer	ACQUISITION AND REHABILITATION	2215	640 Adams Ave , Scranton PA, 18510	Completed	06/12/15	1	1	06/19/13	\$166,104.82	\$166,104.82	100.00%
Homebuyer	ACQUISITION AND REHABILITATION	2317	631 N Rebecca Ave , Scranton PA, 18504	Open	12/01/15	1	1	08/19/15	\$134,724.41	\$0.00	0.00%
Homeowner Rehab	REHABILITATION	2250	2529 Pittston Ave , Scranton PA, 18505	Open	08/14/15	0	0	03/25/14	\$40,783.26	\$36,984.80	90.69%
Homeowner Rehab	REHABILITATION	2307	179 Wilbur St , Scranton PA, 18508	Final Draw	02/11/16	0	0	04/17/15	\$74,187.00	\$74,187.00	100.00%
Homeowner Rehab	REHABILITATION	2310	221 N Grant Ave , Scranton PA, 18504	Open	02/04/16	1	1	06/26/15	\$75,500.00	\$11,870.00	15.72%
Homeowner Rehab	REHABILITATION	2312	1005 Oak St , Scranton PA, 18508	Open	03/03/16	0	0	07/16/15	\$112,290.06	\$67,193.91	59.84%
Homeowner Rehab	REHABILITATION	2316	1149 Preston Pl , Scranton PA, 18504	Open	02/18/16	0	0	08/19/15	\$34,390.00	\$25,355.00	73.73%
Homeowner Rehab	REHABILITATION	2318	2504 Briggs St , Scranton PA, 18504	Open	02/11/16	0	0	08/25/15	\$27,000.00	\$10,078.89	37.33%
Homeowner Rehab	REHABILITATION	2319	517 Dean St , Scranton PA, 18509	Open	09/03/15	0	0	08/27/15	\$32,862.00	\$600.00	1.83%

**Scranton, Pennsylvania**

**PR 23**

**Count of CDBG Activities**

**With**

**Disbursements by Activity**

**Group & Matrix Code 2015**



U.S. Department of Housing and Urban Development  
 Office of Community Planning and Development  
 Integrated Disbursement and Information System  
 CDBG Summary of Accomplishments  
 Program Year: 2015

DATE: 03-04-16  
 TIME: 14:49  
 PAGE: 1

SCRANTON

Count of CDBG Activities with Disbursements by Activity Group & Matrix Code

Activity Group	Activity Category	Open Count	Open Activities Disbursed	Completed Count	Completed Activities Disbursed	Program Year Count	Total Activities Disbursed
Acquisition	Clearance and Demolition (04)	1	\$1,716.81	1	\$177,127.59	2	\$178,844.40
Economic Development	<b>Total Acquisition</b>	<b>1</b>	<b>\$1,716.81</b>	<b>1</b>	<b>\$177,127.59</b>	<b>2</b>	<b>\$178,844.40</b>
	ED Direct Financial Assistance to For-Profits (18A)	3	\$0.00	2	\$39,000.00	5	\$39,000.00
Housing	<b>Total Economic Development</b>	<b>3</b>	<b>\$0.00</b>	<b>2</b>	<b>\$39,000.00</b>	<b>5</b>	<b>\$39,000.00</b>
	Rehab; Single-Unit Residential (14A)	1	\$34,484.52	0	\$0.00	1	\$34,484.52
	Rehab; Multi-Unit Residential (14B)	1	\$0.00	0	\$0.00	1	\$0.00
	Acquisition for Rehabilitation (14G)	1	\$0.00	0	\$0.00	1	\$0.00
Public Facilities and Improvements	<b>Total Housing</b>	<b>3</b>	<b>\$34,484.52</b>	<b>0</b>	<b>\$0.00</b>	<b>3</b>	<b>\$34,484.52</b>
	Public Facilities and Improvements (General) (03)	1	\$17,831.41	1	\$67,610.54	2	\$85,441.95
	Youth Centers (03D)	1	\$914.61	1	\$20,000.00	2	\$20,914.61
	Neighborhood Facilities (03E)	0	\$0.00	1	\$179,764.60	1	\$179,764.60
	Street Improvements (03K)	2	\$743,112.80	2	\$606,734.85	4	\$1,349,847.65
	Sidewalks (03L)	1	\$17,425.00	1	\$15,000.00	2	\$32,425.00
	Fire Station/Equipment (03O)	1	\$0.00	0	\$0.00	1	\$0.00
Public Services	<b>Total Public Facilities and Improvements</b>	<b>6</b>	<b>\$779,283.82</b>	<b>6</b>	<b>\$889,109.99</b>	<b>12</b>	<b>\$1,668,393.81</b>
	Public Services (General) (05)	1	\$0.00	2	\$5,000.00	3	\$5,000.00
	Handicapped Services (05B)	0	\$0.00	1	\$17,650.48	1	\$17,650.48
	Youth Services (05D)	0	\$0.00	3	\$29,371.80	3	\$29,371.80
	Employment Training (05H)	0	\$0.00	3	\$16,727.34	3	\$16,727.34
	Crime Awareness (05I)	1	\$138,228.18	2	\$25,088.12	3	\$163,316.30
	Child Care Services (05L)	0	\$0.00	2	\$0.00	2	\$0.00
	Subsistence Payment (05Q)	2	\$16,374.58	1	\$0.00	3	\$16,374.58
	Housing Counseling (05U)	1	\$0.00	0	\$0.00	1	\$0.00
General Administration and Planning	<b>Total Public Services</b>	<b>5</b>	<b>\$154,602.76</b>	<b>14</b>	<b>\$93,837.74</b>	<b>19</b>	<b>\$248,440.50</b>
	General Program Administration (21A)	2	\$203,187.63	2	\$238,549.63	4	\$441,737.26
Repayment of Section 108 Loans	<b>Total General Administration and Planning</b>	<b>2</b>	<b>\$203,187.63</b>	<b>2</b>	<b>\$238,549.63</b>	<b>4</b>	<b>\$441,737.26</b>
	Planned Repayment of Section 108 Loan Principal (19F)	4	\$222,720.29	1	\$0.00	5	\$222,720.29





U.S. Department of Housing and Urban Development  
 Office of Community Planning and Development  
 Integrated Disbursement and Information System  
 CDBG Summary of Accomplishments  
 Program Year: 2015

DATE: 03-04-16  
 TIME: 14:49  
 PAGE: 2

SCRANTON

Activity Group	Activity Category	Open Count	Open Activities Disbursed	Completed Count	Completed Activities Disbursed	Program Year Count	Program Year Total Activities Disbursed
Repayment of Section 108 Loans	Total Repayment of Section 108 Loans	4	\$222,720.29	1	\$0.00	5	\$222,720.29
<b>Grand Total</b>		24	\$1,395,995.83	26	\$1,437,624.95	50	\$2,833,620.78



U.S. Department of Housing and Urban Development  
 Office of Community Planning and Development  
 Integrated Disbursement and Information System  
 CDBG Summary of Accomplishments

Program Year: 2015

SCRANTON

DATE: 03-04-16  
 TIME: 14:49  
 PAGE: 3

**CDBG Sum of Actual Accomplishments by Activity Group and Accomplishment Type**

Activity Group	Matrix Code	Accomplishment Type	Open Count	Completed Count	Program Year Totals
Acquisition	Clearance and Demolition (04)	Housing Units	0	15	15
Economic Development	<b>Total Acquisition</b>		<b>0</b>	<b>15</b>	<b>15</b>
	ED Direct Financial Assistance to For-Profits (18A)	Jobs	5	4	9
Housing	<b>Total Economic Development</b>		<b>5</b>	<b>4</b>	<b>9</b>
	Rehab; Single-Unit Residential (14A)	Housing Units	0	0	0
	Rehab; Multi-Unit Residential (14B)	Housing Units	0	0	0
	Acquisition for Rehabilitation (14G)	Housing Units	0	0	0
Public Facilities and Improvements	<b>Total Housing</b>		<b>0</b>	<b>0</b>	<b>0</b>
	Public Facilities and Improvement (General) (03)	Persons	9,198	0	9,198
		Jobs	0	2	2
	Youth Centers (03D)	Public Facilities	271	220	491
	Neighborhood Facilities (03E)	Public Facilities	0	8,880	8,880
	Street Improvements (03K)	Persons	17,865	9,395	27,260
	Sidewalks (03L)	Public Facilities	46,635	640	47,275
	Fire Station/Equipment (03O)	Public Facilities	22,820	0	22,820
Public Services	<b>Total Public Facilities and Improvements</b>		<b>96,789</b>	<b>19,137</b>	<b>115,926</b>
	Public Services (General) (05)	Persons	0	59	59
	Handicapped Services (05B)	Persons	0	448	448
	Youth Services (05D)	Persons	0	1,304	1,304
	Employment Training (05H)	Persons	0	558	558
	Crime Awareness (05I)	Persons	22,565	58,546	81,111
	Child Care Services (05L)	Persons	0	266	266
	Subsistence Payment (05Q)	Persons	377	419	796
	Housing Counseling (05U)	Households	0	0	0
<b>Grand Total</b>	<b>Total Public Services</b>		<b>22,942</b>	<b>61,600</b>	<b>84,542</b>
			<b>119,736</b>	<b>80,756</b>	<b>200,492</b>



U.S. Department of Housing and Urban Development  
 Office of Community Planning and Development  
 Integrated Disbursement and Information System  
 CDBG Summary of Accomplishments

Program Year: 2015

SCRANTON

**CDBG Beneficiaries by Racial / Ethnic Category**

Housing-Non Housing	Race	Total Persons	Total Hispanic Persons	Total Households	Total Hispanic Households
Non Housing	White	2,482	601	0	0
	Black/African American	867	0	0	0
	Asian	20	0	0	0
	American Indian/Alaskan Native	4	0	0	0
	American Indian/Alaskan Native & White	1	0	0	0
	Black/African American & White	54	0	0	0
	Other multi-racial	128	0	0	0
	<b>Total Non Housing</b>	<b>3,556</b>	<b>601</b>	<b>0</b>	<b>0</b>
Grand Total	White	2,482	601	0	0
	Black/African American	867	0	0	0
	Asian	20	0	0	0
	American Indian/Alaskan Native	4	0	0	0
	American Indian/Alaskan Native & White	1	0	0	0
	Black/African American & White	54	0	0	0
	Other multi-racial	128	0	0	0
	<b>Total Grand Total</b>	<b>3,556</b>	<b>601</b>	<b>0</b>	<b>0</b>



U.S. Department of Housing and Urban Development  
 Office of Community Planning and Development  
 Integrated Disbursement and Information System  
 CDBG Summary of Accomplishments  
 Program Year: 2015

DATE: 03-04-16  
 TIME: 14:49  
 PAGE: 5

SCRANTON

**CDBG Beneficiaries by Income Category**

Income Levels	Owner Occupied	Renter Occupied	Persons
Extremely Low (<=30%)	0	0	341
Low (>30% and <=50%)	0	0	328
Mod (>50% and <=80%)	0	0	61
Total Low-Mod	0	0	730
Non Low-Mod (>80%)	0	0	89
Total Beneficiaries	0	0	819

Non Housing

# **Scranton, Pennsylvania**

**PR 25**

**Status of CHDO Funds by Fiscal Year**



U.S. Department of Housing and Urban Development  
 Office of Community Planning and Development  
 Integrated Disbursement and Information System  
 PR 25 - Status of CHDO Funds by Fiscal Year Report  
 SCRANTON, PA

Funds Not Subgranted To CHDOS

Fiscal Year	Fund Type	Balance to Reserve
2015	CHDO RESERVE	\$56,211.45
	CR	\$56,211.45
Total For 2015 Funds (CR+CC+CL)		\$0.00
Total For 2015 Funds (CO)		\$2,354,877.95
Total For All Years ( Subgranted to CHDOS )		\$116,280.05
Total For All Years ( Not Subgranted to CHDOS )		\$2,471,158.00
Grand Total		

# **Scranton, Pennsylvania**

**PR 26**

## **CDBG Financial Summary Report**



**PART I: SUMMARY OF CDBG RESOURCES**

01 UNEXPENDED CDBG FUNDS AT END OF PREVIOUS PROGRAM YEAR	2,119,204.72
02 ENTITLEMENT GRANT	2,517,139.00
03 SURPLUS URBAN RENEWAL	0.00
04 SECTION 108 GUARANTEED LOAN FUNDS	0.00
05 CURRENT YEAR PROGRAM INCOME	198,957.14
05a CURRENT YEAR SECTION 108 PROGRAM INCOME (FOR SI TYPE)	0.00
06 FUNDS RETURNED TO THE LINE-OF-CREDIT	715,173.00
06a FUNDS RETURNED TO THE LOCAL CDBG ACCOUNT	0.00
07 ADJUSTMENT TO COMPUTE TOTAL AVAILABLE	0.00
08 TOTAL AVAILABLE (SUM, LINES 01-07)	5,550,473.86

**PART II: SUMMARY OF CDBG EXPENDITURES**

09 DISBURSEMENTS OTHER THAN SECTION 108 REPAYMENTS AND PLANNING/ADMINISTRATION	2,169,163.23
10 ADJUSTMENT TO COMPUTE TOTAL AMOUNT SUBJECT TO LOW/MOD BENEFIT	0.00
11 AMOUNT SUBJECT TO LOW/MOD BENEFIT (LINE 09 + LINE 10)	2,169,163.23
12 DISBURSED IN IDIS FOR PLANNING/ADMINISTRATION	441,737.26
13 DISBURSED IN IDIS FOR SECTION 108 REPAYMENTS	(492,452.71)
14 ADJUSTMENT TO COMPUTE TOTAL EXPENDITURES	0.00
15 TOTAL EXPENDITURES (SUM, LINES 11-14)	2,118,447.78
16 UNEXPENDED BALANCE (LINE 08 - LINE 15)	3,432,026.08

**PART III: LOW/MOD BENEFIT THIS REPORTING PERIOD**

17 EXPENDED FOR LOW/MOD HOUSING IN SPECIAL AREAS	0.00
18 EXPENDED FOR LOW/MOD MULTI-UNIT HOUSING	0.00
19 DISBURSED FOR OTHER LOW/MOD ACTIVITIES	708,028.75
20 ADJUSTMENT TO COMPUTE TOTAL LOW/MOD CREDIT	0.00
21 TOTAL LOW/MOD CREDIT (SUM, LINES 17-20)	708,028.75
22 PERCENT LOW/MOD CREDIT (LINE 21/LINE 11)	32.64%

**LOW/MOD BENEFIT FOR MULTI-YEAR CERTIFICATIONS**

23 PROGRAM YEARS(PY) COVERED IN CERTIFICATION	PY: PY:
24 CUMULATIVE NET EXPENDITURES SUBJECT TO LOW/MOD BENEFIT CALCULATION	0.00
25 CUMULATIVE EXPENDITURES BENEFITTING LOW/MOD PERSONS	0.00
26 PERCENT BENEFIT TO LOW/MOD PERSONS (LINE 25/LINE 24)	0.00%

**PART IV: PUBLIC SERVICE (PS) CAP CALCULATIONS**

27 DISBURSED IN IDIS FOR PUBLIC SERVICES	248,440.50
28 PS UNLIQUIDATED OBLIGATIONS AT END OF CURRENT PROGRAM YEAR	59,971.90
29 PS UNLIQUIDATED OBLIGATIONS AT END OF PREVIOUS PROGRAM YEAR	80,687.36
30 ADJUSTMENT TO COMPUTE TOTAL PS OBLIGATIONS	0.00
31 TOTAL PS OBLIGATIONS (LINE 27 + LINE 28 - LINE 29 + LINE 30)	227,725.04
32 ENTITLEMENT GRANT	2,517,139.00
33 PRIOR YEAR PROGRAM INCOME	602,920.28
34 ADJUSTMENT TO COMPUTE TOTAL SUBJECT TO PS CAP	0.00
35 TOTAL SUBJECT TO PS CAP (SUM, LINES 32-34)	3,120,059.28
36 PERCENT FUNDS OBLIGATED FOR PS ACTIVITIES (LINE 31/LINE 35)	7.30%

**PART V: PLANNING AND ADMINISTRATION (PA) CAP**

37 DISBURSED IN IDIS FOR PLANNING/ADMINISTRATION	441,737.26
38 PA UNLIQUIDATED OBLIGATIONS AT END OF CURRENT PROGRAM YEAR	49,612.64
39 PA UNLIQUIDATED OBLIGATIONS AT END OF PREVIOUS PROGRAM YEAR	30,284.01
40 ADJUSTMENT TO COMPUTE TOTAL PA OBLIGATIONS	0.00
41 TOTAL PA OBLIGATIONS (LINE 37 + LINE 38 - LINE 39 +LINE 40)	461,065.89
42 ENTITLEMENT GRANT	2,517,139.00
43 CURRENT YEAR PROGRAM INCOME	198,957.14
44 ADJUSTMENT TO COMPUTE TOTAL SUBJECT TO PA CAP	0.00
45 TOTAL SUBJECT TO PA CAP (SUM, LINES 42-44)	2,716,096.14
46 PERCENT FUNDS OBLIGATED FOR PA ACTIVITIES (LINE 41/LINE 45)	16.98%



Office of Community Planning and Development  
 U.S. Department of Housing and Urban Development  
 Integrated Disbursement and Information System  
 PR26 - CDBG Financial Summary Report  
 Program Year 2015  
 SCRANTON, PA

LINE 17 DETAIL: ACTIVITIES TO CONSIDER IN DETERMINING THE AMOUNT TO ENTER ON LINE 17

Report returned no data.

LINE 18 DETAIL: ACTIVITIES TO CONSIDER IN DETERMINING THE AMOUNT TO ENTER ON LINE 18

Report returned no data.

LINE 19 DETAIL: ACTIVITIES INCLUDED IN THE COMPUTATION OF LINE 19

Plan Year	IDIS Project	IDIS Activity	Voucher Number	Activity Name	Matrix Code	National Objective	Drawn Amount
2010	6	2039	5812473	Rockwell Avenue Bridge	03	LMA	\$3,280.03
2010	6	2039	5832494	Rockwell Avenue Bridge	03	LMA	\$340.97
2010	6	2039	5844895	Rockwell Avenue Bridge	03	LMA	\$237.65
2010	6	2039	5846695	Rockwell Avenue Bridge	03	LMA	\$13,972.76
2014	11	2262	5801464	Capouse & Marlon Property Improvements	03	LJM	\$159.04
2014	11	2262	5803742	Capouse & Marlon Property Improvements	03	LJM	\$967.50
2014	11	2262	5813444	Capouse & Marlon Property Improvements	03	LJM	\$5,310.00
2014	11	2262	5844895	Capouse & Marlon Property Improvements	03	LJM	\$60,584.00
2014	11	2262	5849610	Capouse & Marlon Property Improvements	03	LJM	\$590.00
2015	10	2294	5873840	Beilvue Youth Center	03	Matrix Code	\$85,441.95
2015	10	2295	5862569	Park It Program/Boys & Girls Club	03D	LMC	\$914.61
					03D	LMC	\$20,000.00
2014	12	2260	5782360	Boys & Girls Club - First Floor Interior Renovation	03D	Matrix Code	\$20,914.61
2014	12	2260	5787192	Boys & Girls Club - First Floor Interior Renovation	03E	LMA	\$245.60
2014	12	2260	5808066	Boys & Girls Club - First Floor Interior Renovation	03E	LMA	\$917.00
2014	12	2260	5817300	Boys & Girls Club - First Floor Interior Renovation	03E	LMA	\$8,013.60
2014	12	2260	5827409	Boys & Girls Club - First Floor Interior Renovation	03E	LMA	\$64,143.67
2014	12	2260	5838554	Boys & Girls Club - First Floor Interior Renovation	03E	LMA	\$42,082.52
2014	12	2260	5846695	Boys & Girls Club - First Floor Interior Renovation	03E	LMA	\$10,197.58
2014	12	2260	5861062	Boys & Girls Club - First Floor Interior Renovation	03E	LMA	\$18,302.02
2014	12	2260	5880603	Boys & Girls Club - First Floor Interior Renovation	03E	LMA	\$18,002.41
2014	11	2251	5768674	Re-Construction of City Streets to include Handicapped Curb Cuts	03E	Matrix Code	\$17,860.20
2014	11	2251	5771228	Re-Construction of City Streets to include Handicapped Curb Cuts	03K	LMA	\$4,990.00
2014	11	2251	5812473	Re-Construction of City Streets to include Handicapped Curb Cuts	03K	LMA	\$71,042.15
2014	11	2219	5853571	W. Lackawanna Bridge Project	03K	Matrix Code	\$7,900.00
2014	12	2275	5876362	EOTC FAMILY RESOURCE CENTER (Sidewalk Project)	03L	LMA	\$83,932.15
2014	19	2267	5768674	St. Joseph's Center Mother Infant program	03L	LMA	\$17,425.00
2014	19	2267	5771228	St. Joseph's Center Mother Infant program	03L	LMA	\$15,000.00
2014	16	2272	5773274	Deutsch Institute	05	Matrix Code	\$32,425.00
2014	16	2272	5791365	Deutsch Institute	05	LMC	\$1,000.00
2014	13	2269	5768674	UNC Bellevue Youth Program	05	LMC	\$4,000.00
2014	13	2269	5784906	UNC Bellevue Youth Program	05	LMC	\$5,000.00
2014	13	2269	5795743	UNC Bellevue Youth Program	05B	Matrix Code	\$15,906.16
2014	13	2269	5813444	UNC Bellevue Youth Program	05B	LMC	\$1,744.32
2014	13	2269	5835930	UNC Bellevue Youth Program	05B	Matrix Code	\$17,650.48
2014	13	2271	5771228	UNC Project Hope	05D	LMC	\$376.41
2014	19	2265	5782360	Dress for Success Women in Need	05D	LMC	\$595.99
					05D	LMC	\$694.13
					05D	LMC	\$700.94
					05D	LMC	\$4.33
					05D	LMC	\$27,000.00
					05D	Matrix Code	\$29,371.80
					05H	LMC	\$1,092.45

Office of Community Planning and Development  
 U.S. Department of Housing and Urban Development  
 Integrated Disbursement and Information System  
 PR25 - CDBG Financial Summary Report  
 Program Year 2015  
 SCRANTON, PA



Plan Year	IDIS Project	IDIS Activity	Voucher Number	Activity Name	Matrix Code	National Objective	Drawn Amount
2014	19	2265	5823697	Dress for Success Women in Need	05H	LMC	\$429.36
2014	19	2265	5858097	Dress for Success Women in Need	05H	LMC	\$500.08
2014	19	2266	5782360	Employment Opportunity Training Center	05H	LMC	\$2,828.99
2014	19	2266	5788993	Employment Opportunity Training Center	05H	LMC	\$1,083.15
2014	19	2266	5823697	Employment Opportunity Training Center	05H	LMC	\$8,590.74
2014	19	2266	5835930	Employment Opportunity Training Center	05H	LMC	\$2,202.57
					<b>05H</b>	<b>Matrix Code</b>	<b>\$16,727.34</b>
2014	14	2256	5768674	pNeighborhood Police Patrol (2014)	05I	LMA	\$7,170.18
2014	14	2256	5771228	pNeighborhood Police Patrol (2014)	05I	LMA	\$6,154.39
2014	14	2256	5787192	pNeighborhood Police Patrol (2014)	05I	LMA	\$9,215.54
2014	14	2256	5801464	pNeighborhood Police Patrol (2014)	05I	LMA	\$2,548.01
2015	8	2291	5850499	Neighborhood Police Patrol	05I	LMA	\$112,850.99
2015	8	2291	5858097	Neighborhood Police Patrol	05I	LMA	\$12,576.22
2015	8	2291	5873840	Neighborhood Police Patrol	05I	LMA	\$6,047.71
2015	8	2291	5878975	Neighborhood Police Patrol	05I	LMA	\$6,753.26
					<b>05I</b>	<b>Matrix Code</b>	<b>\$163,316.30</b>
2013	9	2240	5873840	523 Palm Street, Scranton, PA 18505-LNI 2013 CDBG	14A	LMH	\$34,484.52
2015	2	2282	5851550	Scranton Auto Service, Inc	18A	LMJ	\$39,000.00
					<b>18A</b>	<b>Matrix Code</b>	<b>\$39,000.00</b>
<b>Total</b>							<b>\$708,028.75</b>

LINE 27 DETAIL: ACTIVITIES INCLUDED IN THE COMPUTATION OF LINE 27

Plan Year	IDIS Project	IDIS Activity	Voucher Number	Activity Name	Matrix Code	National Objective	Drawn Amount
2014	19	2267	5768674	St. Joseph's Center Mother Infant program	05	LMC	\$1,000.00
2014	19	2267	5771228	St. Joseph's Center Mother Infant program	05	LMC	\$4,000.00
					<b>05</b>	<b>Matrix Code</b>	<b>\$5,000.00</b>
2014	16	2272	5773274	Deutsch Institute	05B	LMC	\$15,906.16
2014	16	2272	5791365	Deutsch Institute	05B	LMC	\$1,744.32
					<b>05B</b>	<b>Matrix Code</b>	<b>\$17,650.48</b>
2014	13	2269	5768674	UNC Bellevue Youth Program	05D	LMC	\$378.41
2014	13	2269	5784906	UNC Bellevue Youth Program	05D	LMC	\$595.99
2014	13	2269	5795743	UNC Bellevue Youth Program	05D	LMC	\$684.13
2014	13	2269	5813444	UNC Bellevue Youth Program	05D	LMC	\$700.94
2014	13	2269	5835930	UNC Bellevue Youth Program	05D	LMC	\$4.33
2014	13	2271	5771228	UNC Project Hope	05D	LMC	\$27,000.00
					<b>05D</b>	<b>Matrix Code</b>	<b>\$29,371.80</b>
2014	19	2265	5782360	Dress for Success Women in Need	05H	LMC	\$1,092.45
2014	19	2265	5823697	Dress for Success Women in Need	05H	LMC	\$429.36
2014	19	2265	5858097	Dress for Success Women in Need	05H	LMC	\$500.08
2014	19	2266	5782360	Employment Opportunity Training Center	05H	LMC	\$2,828.99
2014	19	2266	5788993	Employment Opportunity Training Center	05H	LMC	\$1,083.15
2014	19	2266	5823697	Employment Opportunity Training Center	05H	LMC	\$8,590.74
2014	19	2266	5835930	Employment Opportunity Training Center	05H	LMC	\$2,202.57
					<b>05H</b>	<b>Matrix Code</b>	<b>\$16,727.34</b>
2014	14	2256	5768674	pNeighborhood Police Patrol (2014)	05I	LMA	\$7,170.18
2014	14	2256	5771228	pNeighborhood Police Patrol (2014)	05I	LMA	\$6,154.39
2014	14	2256	5787192	pNeighborhood Police Patrol (2014)	05I	LMA	\$9,215.54
2014	14	2256	5801464	pNeighborhood Police Patrol (2014)	05I	LMA	\$2,548.01
2015	8	2291	5850499	Neighborhood Police Patrol	05I	LMA	\$112,850.99
2015	8	2291	5858097	Neighborhood Police Patrol	05I	LMA	\$12,576.22
2015	8	2291	5873840	Neighborhood Police Patrol	05I	LMA	\$6,047.71
2015	8	2291	5878975	Neighborhood Police Patrol	05I	LMA	\$6,753.26

Office of Community Planning and Development  
 U.S. Department of Housing and Urban Development  
 Integrated Disbursement and Information System  
 PR26 - CDBG Financial Summary Report  
 Program Year 2015  
 SCRANTON, PA



Plan Year	IDIS Project	IDIS Activity	Voucher Number	Activity Name	Matrix Code	National Objective	Drawn Amount
2014	18	2270	5768674	UNC Condemnation Program	05I	SBA	\$163,316.30
2014	18	2270	5784906	UNC Condemnation Program	05Q	SBA	\$1,477.75
2014	18	2270	5791365	UNC Condemnation Program	05Q	SBA	\$1,035.00
2014	18	2270	5805744	UNC Condemnation Program	05Q	SBA	\$1,799.75
2014	18	2270	5817300	UNC Condemnation Program	05Q	SBA	\$4,005.45
2014	18	2270	5827409	UNC Condemnation Program	05Q	SBA	\$1,035.00
2014	18	2270	5834523	UNC Condemnation Program	05Q	SBA	\$1,331.32
2014	18	2270	5844895	UNC Condemnation Program	05Q	SBA	\$68.01
2014	18	2270	5861062	UNC Condemnation Program	05Q	SBA	\$2,474.98
2014	18	2270	5867076	UNC Condemnation Program	05Q	SBA	\$1,483.50
2014	18	2270			05Q	SBA	\$1,563.82
<b>Total</b>					<b>05Q</b>	<b>Matrix Code</b>	<b>\$16,374.58</b>
							<b>\$248,440.50</b>

LINE 37 DETAIL: ACTIVITIES INCLUDED IN THE COMPUTATION OF LINE 37

Plan Year	IDIS Project	IDIS Activity	Voucher Number	Activity Name	Matrix Code	National Objective	Drawn Amount
1994	2	2	5799270	CDBG COMMITTED FUNDS ADJUSTMENT	21A		(\$540.00)
1994	2	2	5800252	CDBG COMMITTED FUNDS ADJUSTMENT	21A		\$540.00
2014	2	2254	5768674	CDBG Administration (2014)	21A		\$17,654.21
2014	2	2254	5771228	CDBG Administration (2014)	21A		\$325.16
2014	2	2254	5773269	CDBG Administration (2014)	21A		\$26,316.38
2014	2	2254	5782360	CDBG Administration (2014)	21A		\$13,585.51
2014	2	2254	5784906	CDBG Administration (2014)	21A		\$164.95
2014	2	2254	5787192	CDBG Administration (2014)	21A		\$12,726.17
2014	2	2254	5788993	CDBG Administration (2014)	21A		\$501.24
2014	2	2254	5791365	CDBG Administration (2014)	21A		\$12,859.31
2014	2	2254	5794257	CDBG Administration (2014)	21A		\$384.13
2014	2	2254	5795743	CDBG Administration (2014)	21A		\$14,402.60
2014	2	2254	5798406	CDBG Administration (2014)	21A		\$759.06
2014	2	2254	5801464	CDBG Administration (2014)	21A		\$12,773.61
2014	2	2254	5803742	CDBG Administration (2014)	21A		\$14,255.19
2014	2	2254	5805744	CDBG Administration (2014)	21A		\$13,988.88
2014	2	2254	5808066	CDBG Administration (2014)	21A		\$12,921.97
2014	2	2254	5810122	CDBG Administration (2014)	21A		\$966.38
2014	2	2254	5812473	CDBG Administration (2014)	21A		\$312.50
2014	2	2254	5813444	CDBG Administration (2014)	21A		\$14,267.86
2014	2	2254	5817300	CDBG Administration (2014)	21A		\$4,278.96
2014	2	2254	5821590	CDBG Administration (2014)	21A		\$14,094.91
2014	2	2254	5823697	CDBG Administration (2014)	21A		\$16,357.25
2014	2	2254	5827409	CDBG Administration (2014)	21A		\$1,614.56
2014	2	2254	5830017	CDBG Administration (2014)	21A		\$1,365.35
2014	2	2254	5832494	CDBG Administration (2014)	21A		\$763.27
2014	2	2254	5834523	CDBG Administration (2014)	21A		\$1,893.70
2014	2	2254	5835930	CDBG Administration (2014)	21A		\$150.00
2014	2	2254	5838554	CDBG Administration (2014)	21A		\$899.73
2014	2	2254	5840366	CDBG Administration (2014)	21A		\$671.50
2014	2	2254	5842850	CDBG Administration (2014)	21A		\$535.39
2014	2	2254	5844895	CDBG Administration (2014)	21A		\$53.89
2014	2	2254	5846695	CDBG Administration (2014)	21A		\$773.19
2014	2	2254	5849610	CDBG Administration (2014)	21A		\$5,366.04
2014	2	2254	5849789	CDBG Administration (2014)	21A		\$20,266.78
2015	1	2280	5849610	CDBG Administration	21A		\$1,318.89
2015	1	2280	5849789	CDBG Administration	21A		\$70,354.20
2015	1	2280	5849792	CDBG Administration	21A		\$12,869.48

Office of Community Planning and Development  
 U.S. Department of Housing and Urban Development  
 Integrated Disbursement and Information System  
 PR26 - CDBG Financial Summary Report  
 Program Year 2015  
 SCRANTON, PA



Plan Year	IDIS Project	IDIS Activity	Voucher Number	Activity Name	Matrix Code	National Objective	Drawn Amount
2015	1	2280	5851550	CDBG Administration	21A		\$6,350.86
2015	1	2280	5853571	CDBG Administration	21A		\$16,246.37
2015	1	2280	5858097	CDBG Administration	21A		\$15,960.70
2015	1	2280	5861062	CDBG Administration	21A		\$218.83
2015	1	2280	5861255	CDBG Administration	21A		\$14,099.92
2015	1	2280	5863149	CDBG Administration	21A		\$16,507.67
2015	1	2280	5865578	CDBG Administration	21A		\$1,393.63
2015	1	2280	5867076	CDBG Administration	21A		\$14,850.23
2015	1	2280	5871371	CDBG Administration	21A		\$16,938.38
2015	1	2280	5873840	CDBG Administration	21A		\$1,310.77
2015	1	2280	5876362	CDBG Administration	21A		\$14,616.06
2015	1	2280	5878975	CDBG Administration	21A		\$351.64
<b>Total</b>						<b>Matrix Code</b>	<b>\$441,737.26</b>
							<b>\$441,737.26</b>

**Scranton, Pennsylvania**

**PR 27**

**Status of HOME Grants**

**2015**



U.S. Department of Housing and Urban Development  
Office of Community Planning and Development  
Integrated Disbursement and Information System  
**Status of HOME Grants**  
**SCRANTON**

DATE: 03-04-16  
TIME: 15:22  
PAGE: 1

IDIS - PR27

Commitments from Authorized Funds

Fiscal Year	Total Authorization	Admin/CHDO OP Authorization	CR/CL/CC - Amount Committed to CHDOS	% CHDO Cmtd	SU Funds-Subgrants to Other Entities	EN Funds-PJ		% of Auth Cmtd
						Committed to Activities	Total Authorized Commitments	
1992	\$750,000.00	\$0.00	\$112,500.00	15.0%	\$0.00	\$637,500.00	\$750,000.00	100.0%
1993	\$443,000.00	\$0.00	\$66,450.00	15.0%	\$0.00	\$376,550.00	\$443,000.00	100.0%
1994	\$637,000.00	\$63,700.00	\$95,550.00	15.0%	\$0.00	\$477,750.00	\$637,000.00	100.0%
1995	\$686,000.00	\$68,600.00	\$102,900.00	15.0%	\$0.00	\$514,500.00	\$686,000.00	100.0%
1996	\$620,000.00	\$62,000.00	\$93,000.00	15.0%	\$0.00	\$465,000.00	\$620,000.00	100.0%
1997	\$607,000.00	\$0.00	\$91,050.00	15.0%	\$0.00	\$515,950.00	\$607,000.00	100.0%
1998	\$650,000.00	\$65,000.00	\$97,500.00	15.0%	\$0.00	\$487,500.00	\$650,000.00	100.0%
1999	\$699,000.00	\$69,900.00	\$104,850.00	15.0%	\$0.00	\$524,250.00	\$699,000.00	100.0%
2000	\$700,000.00	\$70,000.00	\$105,000.00	15.0%	\$0.00	\$525,000.00	\$700,000.00	100.0%
2001	\$779,000.00	\$77,900.00	\$116,850.00	15.0%	\$0.00	\$584,250.00	\$779,000.00	100.0%
2002	\$777,000.00	\$77,700.00	\$116,550.00	15.0%	\$0.00	\$582,750.00	\$777,000.00	100.0%
2003	\$723,491.00	\$72,349.10	\$108,524.00	15.0%	\$0.00	\$542,617.90	\$723,491.00	100.0%
2004	\$721,000.00	\$69,858.00	\$108,524.00	15.0%	\$0.00	\$542,618.00	\$721,000.00	100.0%
2005	\$693,090.00	\$0.00	\$117,000.00	16.8%	\$0.00	\$576,090.00	\$693,090.00	100.0%
2006	\$652,384.00	\$65,238.40	\$105,000.00	16.0%	\$0.00	\$482,145.60	\$652,384.00	100.0%
2007	\$648,024.00	\$64,802.40	\$97,203.60	15.0%	\$0.00	\$486,018.00	\$648,024.00	100.0%
2008	\$628,183.00	\$62,818.30	\$94,227.45	15.0%	\$0.00	\$471,137.25	\$628,183.00	100.0%
2009	\$699,493.00	\$69,949.30	\$104,923.95	15.0%	\$0.00	\$524,619.75	\$699,493.00	100.0%
2010	\$696,421.00	\$69,642.10	\$104,463.10	14.9%	\$0.00	\$522,315.75	\$696,420.95	99.9%
2011	\$616,948.00	\$61,694.80	\$174,162.00	28.2%	\$157,435.47	\$223,655.73	\$616,948.00	100.0%
2012	\$417,355.00	\$41,735.50	\$117,999.85	28.2%	\$32,564.84	\$170,377.84	\$362,678.03	86.8%
2013	\$389,381.00	\$40,045.70	\$0.00	0.0%	\$0.00	\$289,266.75	\$329,312.45	84.5%
2014	\$424,328.00	\$42,432.80	\$120,650.00	28.4%	\$0.00	\$9,912.09	\$172,994.89	40.7%
2015	\$374,743.00	\$37,474.30	\$0.00	0.0%	\$0.00	\$0.00	\$37,474.30	10.0%
<b>Total</b>	<b>\$15,032,841.00</b>	<b>\$1,252,840.70</b>	<b>\$2,354,877.95</b>	<b>15.6%</b>	<b>\$190,000.31</b>	<b>\$10,531,774.66</b>	<b>\$14,329,493.62</b>	<b>95.3%</b>



U.S. Department of Housing and Urban Development  
 Office of Community Planning and Development  
 Integrated Disbursement and Information System  
**Status of HOME Grants**  
**SCRANTON**

DATE: 03-04-16  
 TIME: 15:22  
 PAGE: 2

IDIS - PR27

**Program Income (PI)**

Program Year	Total Receipts	Amount Suballocated to PA	Amount Committed to Activities	% Committed	Net Disbursed	Disbursed Pending Approval	Total Disbursed	% Disbursed
1992	\$0.00	N/A	\$0.00	0.0%	\$0.00	\$0.00	\$0.00	0.0%
1993	\$0.00	N/A	\$0.00	0.0%	\$0.00	\$0.00	\$0.00	0.0%
1994	\$0.00	N/A	\$0.00	0.0%	\$0.00	\$0.00	\$0.00	0.0%
1995	\$0.00	N/A	\$0.00	0.0%	\$0.00	\$0.00	\$0.00	0.0%
1996	\$0.00	N/A	\$0.00	0.0%	\$0.00	\$0.00	\$0.00	0.0%
1997	\$206,086.41	N/A	\$206,086.41	100.0%	\$206,086.41	\$0.00	\$206,086.41	100.0%
1998	\$302,516.62	N/A	\$302,516.62	100.0%	\$302,516.62	\$0.00	\$302,516.62	100.0%
1999	\$119,572.49	N/A	\$119,572.49	100.0%	\$119,572.49	\$0.00	\$119,572.49	100.0%
2000	\$0.00	N/A	\$0.00	0.0%	\$0.00	\$0.00	\$0.00	0.0%
2001	\$118,118.37	N/A	\$118,118.37	100.0%	\$118,118.37	\$0.00	\$118,118.37	100.0%
2002	\$363,097.90	N/A	\$363,097.90	100.0%	\$363,097.90	\$0.00	\$363,097.90	100.0%
2003	\$21,767.50	N/A	\$21,767.50	100.0%	\$21,767.50	\$0.00	\$21,767.50	100.0%
2004	\$60,615.14	N/A	\$60,615.14	100.0%	\$60,615.14	\$0.00	\$60,615.14	100.0%
2005	\$23,308.86	N/A	\$23,308.86	100.0%	\$23,308.86	\$0.00	\$23,308.86	100.0%
2006	\$13,766.00	N/A	\$13,766.00	100.0%	\$13,766.00	\$0.00	\$13,766.00	100.0%
2007	\$113,052.75	N/A	\$113,052.75	100.0%	\$113,052.75	\$0.00	\$113,052.75	100.0%
2008	\$68,640.64	N/A	\$68,640.64	100.0%	\$68,640.64	\$0.00	\$68,640.64	100.0%
2009	\$226,015.44	N/A	\$226,015.44	100.0%	\$226,015.44	\$0.00	\$226,015.44	100.0%
2010	\$54,414.54	N/A	\$54,414.54	100.0%	\$54,414.54	\$0.00	\$54,414.54	100.0%
2011	\$61,691.25	N/A	\$61,691.25	100.0%	\$61,691.25	\$0.00	\$61,691.25	100.0%
2012	\$6,853.42	\$0.00	\$6,853.42	100.0%	\$6,853.42	\$0.00	\$6,853.42	100.0%
2013	\$91,111.62	\$4,561.50	\$86,550.12	100.0%	\$86,550.12	\$0.00	\$86,550.12	100.0%
2014	\$40,367.06	\$4,036.71	\$36,330.35	100.0%	\$36,330.35	\$0.00	\$36,330.35	100.0%
2015	\$45,358.58	\$2,526.25	\$42,832.33	100.0%	\$42,832.33	\$0.00	\$42,832.33	100.0%
<b>Total</b>	<b>\$1,936,354.59</b>	<b>\$11,124.46</b>	<b>\$1,925,230.13</b>	<b>100.0%</b>	<b>\$1,925,230.13</b>	<b>\$0.00</b>	<b>\$1,925,230.13</b>	<b>100.0%</b>



U.S. Department of Housing and Urban Development  
 Office of Community Planning and Development  
 Integrated Disbursement and Information System  
**Status of HOME Grants**  
**SCRANTON**

DATE: 03-04-16  
 TIME: 15:22  
 PAGE: 3

IDIS - PR27

**Program Income for Administration (PA)**

Program Year	Authorized Amount	Amount Committed to Activities	% Committed	Net Disbursed	Disbursed Pending Approval	Total Disbursed	% Disbursed
2012	\$0.00	\$0.00	0.0%	\$0.00	\$0.00	\$0.00	0.0%
2013	\$4,561.50	\$4,561.50	100.0%	\$4,561.50	\$0.00	\$4,561.50	100.0%
2014	\$4,036.71	\$4,036.71	100.0%	\$4,036.71	\$0.00	\$4,036.71	100.0%
2015	\$2,526.25	\$2,526.25	100.0%	\$2,526.25	\$0.00	\$2,526.25	100.0%
<b>Total</b>	<b>\$11,124.46</b>	<b>\$11,124.46</b>	<b>100.0%</b>	<b>\$11,124.46</b>	<b>\$0.00</b>	<b>\$11,124.46</b>	<b>100.0%</b>





U.S. Department of Housing and Urban Development  
 Office of Community Planning and Development  
 Integrated Disbursement and Information System  
**Status of HOME Grants**  
**SCRANTON**

DATE: 03-04-16  
 TIME: 15:22  
 PAGE: 4

**IDIS - PR27**

**Recaptured Homebuyer Funds (HP)**

Program Year	Total Receipts	Amount Committed to Activities	% Committed	Net Disbursed	Disbursed Pending Approval	Total Disbursed	% Disbursed
2015	\$0.00	\$0.00	0.0%	\$0.00	\$0.00	\$0.00	0.0%
<b>Total</b>	<b>\$0.00</b>	<b>\$0.00</b>	<b>0.0%</b>	<b>\$0.00</b>	<b>\$0.00</b>	<b>\$0.00</b>	<b>0.0%</b>



U.S. Department of Housing and Urban Development  
 Office of Community Planning and Development  
 Integrated Disbursement and Information System  
**Status of HOME Grants**  
**SCRANTON**

DATE: 03-04-16  
 TIME: 15:22  
 PAGE: 5

**IDIS - PR27**

**Repayments to Local Account (IU)**

Program Year	Total Receipts	Amount Committed to Activities	% Committed	Net Disbursed	Disbursed Pending Approval	Total Disbursed	% Disbursed
2015	\$0.00	\$0.00	0.0%	\$0.00	\$0.00	\$0.00	0.0%
<b>Total</b>	<b>\$0.00</b>	<b>\$0.00</b>	<b>0.0%</b>	<b>\$0.00</b>	<b>\$0.00</b>	<b>\$0.00</b>	<b>0.0%</b>



U.S. Department of Housing and Urban Development  
 Office of Community Planning and Development  
 Integrated Disbursement and Information System  
**Status of HOME Grants**  
**SCRANTON**

DATE: 03-04-16  
 TIME: 15:22  
 PAGE: 6

IDIS - PR27

Disbursements from Treasury Account

Fiscal Year	Total Authorization	Disbursed	Returned	Net Disbursed	Disbursed Pending Approval	Total Disbursed	% Disb	Available to Disburse
1992	\$750,000.00	\$750,013.50	(\$13.50)	\$750,000.00	\$0.00	\$750,000.00	100.0%	\$0.00
1993	\$443,000.00	\$443,250.00	(\$250.00)	\$443,000.00	\$0.00	\$443,000.00	100.0%	\$0.00
1994	\$637,000.00	\$637,000.00	\$0.00	\$637,000.00	\$0.00	\$637,000.00	100.0%	\$0.00
1995	\$686,000.00	\$686,000.00	\$0.00	\$686,000.00	\$0.00	\$686,000.00	100.0%	\$0.00
1996	\$620,000.00	\$623,081.00	(\$3,081.00)	\$620,000.00	\$0.00	\$620,000.00	100.0%	\$0.00
1997	\$607,000.00	\$607,000.00	\$0.00	\$607,000.00	\$0.00	\$607,000.00	100.0%	\$0.00
1998	\$650,000.00	\$650,000.00	\$0.00	\$650,000.00	\$0.00	\$650,000.00	100.0%	\$0.00
1999	\$699,000.00	\$699,000.00	\$0.00	\$699,000.00	\$0.00	\$699,000.00	100.0%	\$0.00
2000	\$700,000.00	\$700,000.00	\$0.00	\$700,000.00	\$0.00	\$700,000.00	100.0%	\$0.00
2001	\$779,000.00	\$779,000.00	\$0.00	\$779,000.00	\$0.00	\$779,000.00	100.0%	\$0.00
2002	\$777,000.00	\$777,000.00	\$0.00	\$777,000.00	\$0.00	\$777,000.00	100.0%	\$0.00
2003	\$723,491.00	\$723,491.00	\$0.00	\$723,491.00	\$0.00	\$723,491.00	100.0%	\$0.00
2004	\$721,000.00	\$721,000.00	\$0.00	\$721,000.00	\$0.00	\$721,000.00	100.0%	\$0.00
2005	\$693,090.00	\$693,090.00	\$0.00	\$693,090.00	\$0.00	\$693,090.00	100.0%	\$0.00
2006	\$652,384.00	\$652,384.00	\$0.00	\$652,384.00	\$0.00	\$652,384.00	100.0%	\$0.00
2007	\$648,024.00	\$648,024.00	\$0.00	\$648,024.00	\$0.00	\$648,024.00	100.0%	\$0.00
2008	\$628,183.00	\$655,183.00	(\$27,000.00)	\$628,183.00	\$0.00	\$628,183.00	100.0%	\$0.00
2009	\$699,493.00	\$699,493.00	\$0.00	\$699,493.00	\$0.00	\$699,493.00	100.0%	\$0.00
2010	\$696,421.00	\$696,420.95	\$0.00	\$696,420.95	\$0.00	\$696,420.95	99.9%	\$0.05
2011	\$616,948.00	\$608,890.82	\$0.00	\$608,890.82	\$0.00	\$608,890.82	98.6%	\$8,057.18
2012	\$417,355.00	\$347,158.03	\$0.00	\$347,158.03	\$0.00	\$347,158.03	83.1%	\$70,196.97
2013	\$389,381.00	\$150,391.32	\$0.00	\$150,391.32	\$7,945.27	\$158,336.59	40.6%	\$231,044.41
2014	\$424,328.00	\$41,907.80	\$0.00	\$41,907.80	\$0.00	\$41,907.80	9.8%	\$382,420.20
2015	\$374,743.00	\$35,088.17	\$0.00	\$35,088.17	\$0.00	\$35,088.17	9.3%	\$339,654.83
<b>Total</b>	<b>\$15,032,841.00</b>	<b>\$14,023,866.59</b>	<b>(\$30,344.50)</b>	<b>\$13,993,522.09</b>	<b>\$7,945.27</b>	<b>\$14,001,467.36</b>	<b>93.1%</b>	<b>\$1,031,373.64</b>



U.S. Department of Housing and Urban Development  
 Office of Community Planning and Development  
 Integrated Disbursement and Information System  
**Status of HOME Grants**  
**SCRANTON**

DATE: 03-04-16  
 TIME: 15:22  
 PAGE: 7

**IDIS - PR27**

**Home Activities Commitments/Disbursements from Treasury Account**

Fiscal Year	Authorized for Activities	Amount Committed to Activities	% Cmtd	Disbursed	Returned	Net Disbursed	% Net Disb	Disbursed Pending Approval	Total Disbursed	% Disb
1992	\$750,000.00	\$750,000.00	100.0%	\$750,013.50	(\$13.50)	\$750,000.00	100.0%	\$0.00	\$750,000.00	100.0%
1993	\$443,000.00	\$443,000.00	100.0%	\$443,250.00	(\$250.00)	\$443,000.00	100.0%	\$0.00	\$443,000.00	100.0%
1994	\$573,300.00	\$573,300.00	100.0%	\$573,300.00	\$0.00	\$573,300.00	100.0%	\$0.00	\$573,300.00	100.0%
1995	\$617,400.00	\$617,400.00	100.0%	\$617,400.00	\$0.00	\$617,400.00	100.0%	\$0.00	\$617,400.00	100.0%
1996	\$558,000.00	\$558,000.00	100.0%	\$561,081.00	(\$3,081.00)	\$558,000.00	100.0%	\$0.00	\$558,000.00	100.0%
1997	\$607,000.00	\$607,000.00	100.0%	\$607,000.00	\$0.00	\$607,000.00	100.0%	\$0.00	\$607,000.00	100.0%
1998	\$585,000.00	\$585,000.00	100.0%	\$585,000.00	\$0.00	\$585,000.00	100.0%	\$0.00	\$585,000.00	100.0%
1999	\$629,100.00	\$629,100.00	100.0%	\$629,100.00	\$0.00	\$629,100.00	100.0%	\$0.00	\$629,100.00	100.0%
2000	\$630,000.00	\$630,000.00	100.0%	\$630,000.00	\$0.00	\$630,000.00	100.0%	\$0.00	\$630,000.00	100.0%
2001	\$701,100.00	\$701,100.00	100.0%	\$701,100.00	\$0.00	\$701,100.00	100.0%	\$0.00	\$701,100.00	100.0%
2002	\$699,300.00	\$699,300.00	100.0%	\$699,300.00	\$0.00	\$699,300.00	100.0%	\$0.00	\$699,300.00	100.0%
2003	\$651,141.90	\$651,141.90	100.0%	\$651,141.90	\$0.00	\$651,141.90	100.0%	\$0.00	\$651,141.90	100.0%
2004	\$651,142.00	\$651,142.00	100.0%	\$651,142.00	\$0.00	\$651,142.00	100.0%	\$0.00	\$651,142.00	100.0%
2005	\$693,090.00	\$693,090.00	100.0%	\$693,090.00	\$0.00	\$693,090.00	100.0%	\$0.00	\$693,090.00	100.0%
2006	\$587,145.60	\$587,145.60	100.0%	\$587,145.60	\$0.00	\$587,145.60	100.0%	\$0.00	\$587,145.60	100.0%
2007	\$583,221.60	\$583,221.60	100.0%	\$583,221.60	\$0.00	\$583,221.60	100.0%	\$0.00	\$583,221.60	100.0%
2008	\$565,364.70	\$565,364.70	100.0%	\$592,364.70	(\$27,000.00)	\$565,364.70	100.0%	\$0.00	\$565,364.70	100.0%
2009	\$629,543.70	\$629,543.70	100.0%	\$629,543.70	\$0.00	\$629,543.70	100.0%	\$0.00	\$629,543.70	100.0%
2010	\$626,778.90	\$626,778.85	99.9%	\$626,778.85	\$0.00	\$626,778.85	99.9%	\$0.00	\$626,778.85	99.9%
2011	\$555,253.20	\$555,253.20	100.0%	\$547,196.02	\$0.00	\$547,196.02	98.5%	\$0.00	\$547,196.02	98.5%
2012	\$375,619.50	\$305,422.53	81.3%	\$305,422.53	\$0.00	\$305,422.53	81.3%	\$0.00	\$305,422.53	81.3%
2013	\$349,335.30	\$289,266.75	82.8%	\$110,345.62	\$0.00	\$110,345.62	31.5%	\$7,945.27	\$118,290.89	33.8%
2014	\$381,895.20	\$130,562.09	34.1%	\$0.00	\$0.00	\$0.00	0.0%	\$0.00	\$0.00	0.0%
2015	\$337,268.70	\$0.00	0.0%	\$0.00	\$0.00	\$0.00	0.0%	\$0.00	\$0.00	0.0%
<b>Total</b>	<b>\$13,780,000.30</b>	<b>\$13,061,132.92</b>	<b>94.7%</b>	<b>\$12,773,937.02</b>	<b>(\$30,344.50)</b>	<b>\$12,743,592.52</b>	<b>92.4%</b>	<b>\$7,945.27</b>	<b>\$12,751,537.79</b>	<b>92.5%</b>



U.S. Department of Housing and Urban Development  
 Office of Community Planning and Development  
 Integrated Disbursement and Information System  
**Status of HOME Grants**  
**SCRANTON**

DATE: 03-04-16  
 TIME: 15:22  
 PAGE: 8

IDIS - PR27

**Administrative Funds (AD)**

Fiscal Year	Authorized Amount	Amount Committed	% Auth Cmtd	Balance to Commit	Total Disbursed	% Auth Disb	Available to Disburse
1992	\$0.00	\$0.00	0.0%	\$0.00	\$0.00	0.0%	\$0.00
1993	\$0.00	\$0.00	0.0%	\$0.00	\$0.00	0.0%	\$0.00
1994	\$63,700.00	\$63,700.00	100.0%	\$0.00	\$63,700.00	100.0%	\$0.00
1995	\$68,600.00	\$68,600.00	100.0%	\$0.00	\$68,600.00	100.0%	\$0.00
1996	\$62,000.00	\$62,000.00	100.0%	\$0.00	\$62,000.00	100.0%	\$0.00
1997	\$0.00	\$0.00	0.0%	\$0.00	\$0.00	0.0%	\$0.00
1998	\$65,000.00	\$65,000.00	100.0%	\$0.00	\$65,000.00	100.0%	\$0.00
1999	\$69,900.00	\$69,900.00	100.0%	\$0.00	\$69,900.00	100.0%	\$0.00
2000	\$70,000.00	\$70,000.00	100.0%	\$0.00	\$70,000.00	100.0%	\$0.00
2001	\$77,900.00	\$77,900.00	100.0%	\$0.00	\$77,900.00	100.0%	\$0.00
2002	\$77,700.00	\$77,700.00	100.0%	\$0.00	\$77,700.00	100.0%	\$0.00
2003	\$72,349.10	\$72,349.10	100.0%	\$0.00	\$72,349.10	100.0%	\$0.00
2004	\$69,858.00	\$69,858.00	100.0%	\$0.00	\$69,858.00	100.0%	\$0.00
2005	\$0.00	\$0.00	0.0%	\$0.00	\$0.00	0.0%	\$0.00
2006	\$65,238.40	\$65,238.40	100.0%	\$0.00	\$65,238.40	100.0%	\$0.00
2007	\$64,802.40	\$64,802.40	100.0%	\$0.00	\$64,802.40	100.0%	\$0.00
2008	\$62,818.30	\$62,818.30	100.0%	\$0.00	\$62,818.30	100.0%	\$0.00
2009	\$69,949.30	\$69,949.30	100.0%	\$0.00	\$69,949.30	100.0%	\$0.00
2010	\$69,642.10	\$69,642.10	100.0%	\$0.00	\$69,642.10	100.0%	\$0.00
2011	\$61,694.80	\$61,694.80	100.0%	\$0.00	\$61,694.80	100.0%	\$0.00
2012	\$41,735.50	\$41,735.50	100.0%	\$0.00	\$41,735.50	100.0%	\$0.00
2013	\$40,045.70	\$40,045.70	100.0%	\$0.00	\$40,045.70	100.0%	\$0.00
2014	\$42,432.80	\$42,432.80	100.0%	\$0.00	\$41,907.80	98.7%	\$525.00
2015	\$37,474.30	\$36,220.72	96.6%	\$1,253.58	\$35,088.17	93.6%	\$2,386.13
<b>Total</b>	<b>\$1,252,840.70</b>	<b>\$1,251,587.12</b>	<b>99.8%</b>	<b>\$1,253.58</b>	<b>\$1,249,929.57</b>	<b>99.7%</b>	<b>\$2,911.13</b>



U.S. Department of Housing and Urban Development  
 Office of Community Planning and Development  
 Integrated Disbursement and Information System  
**Status of HOME Grants**  
**SCRANTON**

DATE: 03-04-16  
 TIME: 15:22  
 PAGE: 9

IDIS - PR27

**CHDO Operating Funds (CO)**

Fiscal Year	Authorized Amount	Amount Committed	% Auth Cmtd	Balance to Commit	Total Disbursed	% Auth Disb	Available to Disburse
1992	\$0.00	\$0.00	0.0%	\$0.00	\$0.00	0.0%	\$0.00
1993	\$0.00	\$0.00	0.0%	\$0.00	\$0.00	0.0%	\$0.00
1994	\$0.00	\$0.00	0.0%	\$0.00	\$0.00	0.0%	\$0.00
1995	\$0.00	\$0.00	0.0%	\$0.00	\$0.00	0.0%	\$0.00
1996	\$0.00	\$0.00	0.0%	\$0.00	\$0.00	0.0%	\$0.00
1997	\$0.00	\$0.00	0.0%	\$0.00	\$0.00	0.0%	\$0.00
1998	\$0.00	\$0.00	0.0%	\$0.00	\$0.00	0.0%	\$0.00
1999	\$0.00	\$0.00	0.0%	\$0.00	\$0.00	0.0%	\$0.00
2000	\$0.00	\$0.00	0.0%	\$0.00	\$0.00	0.0%	\$0.00
2001	\$0.00	\$0.00	0.0%	\$0.00	\$0.00	0.0%	\$0.00
2002	\$0.00	\$0.00	0.0%	\$0.00	\$0.00	0.0%	\$0.00
2003	\$0.00	\$0.00	0.0%	\$0.00	\$0.00	0.0%	\$0.00
2004	\$0.00	\$0.00	0.0%	\$0.00	\$0.00	0.0%	\$0.00
2005	\$0.00	\$0.00	0.0%	\$0.00	\$0.00	0.0%	\$0.00
2006	\$0.00	\$0.00	0.0%	\$0.00	\$0.00	0.0%	\$0.00
2007	\$0.00	\$0.00	0.0%	\$0.00	\$0.00	0.0%	\$0.00
2008	\$0.00	\$0.00	0.0%	\$0.00	\$0.00	0.0%	\$0.00
2009	\$0.00	\$0.00	0.0%	\$0.00	\$0.00	0.0%	\$0.00
2010	\$0.00	\$0.00	0.0%	\$0.00	\$0.00	0.0%	\$0.00
2011	\$0.00	\$0.00	0.0%	\$0.00	\$0.00	0.0%	\$0.00
2012	\$0.00	\$0.00	0.0%	\$0.00	\$0.00	0.0%	\$0.00
2013	\$0.00	\$0.00	0.0%	\$0.00	\$0.00	0.0%	\$0.00
2014	\$0.00	\$0.00	0.0%	\$0.00	\$0.00	0.0%	\$0.00
2015	\$0.00	\$0.00	0.0%	\$0.00	\$0.00	0.0%	\$0.00
<b>Total</b>	<b>\$0.00</b>	<b>\$0.00</b>	<b>0.0%</b>	<b>\$0.00</b>	<b>\$0.00</b>	<b>0.0%</b>	<b>\$0.00</b>



U.S. Department of Housing and Urban Development  
 Office of Community Planning and Development  
 Integrated Disbursement and Information System  
**Status of HOME Grants**  
**SCRANTON**

DATE: 03-04-16  
 TIME: 15:22  
 PAGE: 10

**IDIS - PR27**

**CHDO Funds (CR)**

Fiscal Year	CHDO Requirement	Authorized Amount	Amount Suballocated to CL/CC	Amount Subgranted to CHDOS	Balance to Subgrant	Funds Committed to Activities	% Subg Cmtd	Balance to Commit	Total Disbursed	% Subg Disb	Available to Disburse
1992	\$112,500.00	\$112,500.00	\$0.00	\$112,500.00	\$0.00	\$112,500.00	100.0%	\$0.00	\$112,500.00	100.0%	\$0.00
1993	\$66,450.00	\$66,450.00	\$0.00	\$66,450.00	\$0.00	\$66,450.00	100.0%	\$0.00	\$66,450.00	100.0%	\$0.00
1994	\$95,550.00	\$95,550.00	\$0.00	\$95,550.00	\$0.00	\$95,550.00	100.0%	\$0.00	\$95,550.00	100.0%	\$0.00
1995	\$102,900.00	\$102,900.00	\$0.00	\$102,900.00	\$0.00	\$102,900.00	100.0%	\$0.00	\$102,900.00	100.0%	\$0.00
1996	\$93,000.00	\$93,000.00	\$0.00	\$93,000.00	\$0.00	\$93,000.00	100.0%	\$0.00	\$93,000.00	100.0%	\$0.00
1997	\$91,050.00	\$91,050.00	\$0.00	\$91,050.00	\$0.00	\$91,050.00	100.0%	\$0.00	\$91,050.00	100.0%	\$0.00
1998	\$97,500.00	\$97,500.00	\$0.00	\$97,500.00	\$0.00	\$97,500.00	100.0%	\$0.00	\$97,500.00	100.0%	\$0.00
1999	\$104,850.00	\$104,850.00	\$0.00	\$104,850.00	\$0.00	\$104,850.00	100.0%	\$0.00	\$104,850.00	100.0%	\$0.00
2000	\$105,000.00	\$105,000.00	\$0.00	\$105,000.00	\$0.00	\$105,000.00	100.0%	\$0.00	\$105,000.00	100.0%	\$0.00
2001	\$116,850.00	\$116,850.00	\$0.00	\$116,850.00	\$0.00	\$116,850.00	100.0%	\$0.00	\$116,850.00	100.0%	\$0.00
2002	\$116,550.00	\$116,550.00	\$0.00	\$116,550.00	\$0.00	\$116,550.00	100.0%	\$0.00	\$116,550.00	100.0%	\$0.00
2003	\$108,523.65	\$108,524.00	\$0.00	\$108,524.00	\$0.00	\$108,524.00	100.0%	\$0.00	\$108,524.00	100.0%	\$0.00
2004	\$108,150.00	\$108,524.00	\$0.00	\$108,524.00	\$0.00	\$108,524.00	100.0%	\$0.00	\$108,524.00	100.0%	\$0.00
2005	\$103,963.50	\$117,000.00	\$0.00	\$117,000.00	\$0.00	\$117,000.00	100.0%	\$0.00	\$117,000.00	100.0%	\$0.00
2006	\$97,857.60	\$105,000.00	\$0.00	\$105,000.00	\$0.00	\$105,000.00	100.0%	\$0.00	\$105,000.00	100.0%	\$0.00
2007	\$97,203.60	\$97,203.60	\$0.00	\$97,203.60	\$0.00	\$97,203.60	100.0%	\$0.00	\$97,203.60	100.0%	\$0.00
2008	\$94,227.45	\$94,227.45	\$9,422.75	\$84,804.70	\$0.00	\$84,804.70	100.0%	\$0.00	\$84,804.70	100.0%	\$0.00
2009	\$104,923.95	\$104,923.95	\$0.00	\$104,923.95	\$0.00	\$104,923.95	100.0%	\$0.00	\$104,923.95	100.0%	\$0.00
2010	\$104,463.15	\$104,463.15	\$0.00	\$104,463.10	\$0.05	\$104,463.10	100.0%	\$0.05	\$104,463.10	100.0%	\$0.05
2011	\$92,542.20	\$174,162.00	\$0.00	\$174,162.00	\$0.00	\$174,162.00	100.0%	\$0.00	\$166,104.82	95.3%	\$8,057.18
2012	\$62,603.25	\$117,999.85	\$0.00	\$117,999.85	\$0.00	\$117,999.85	100.0%	\$0.00	\$117,999.85	100.0%	\$0.00
2013	\$60,068.55	\$60,068.55	\$0.00	\$0.00	\$60,068.55	\$0.00	0.0%	\$60,068.55	\$0.00	0.0%	\$60,068.55
2014	\$63,649.20	\$120,650.00	\$0.00	\$120,650.00	\$0.00	\$120,650.00	100.0%	\$0.00	\$0.00	0.0%	\$120,650.00
2015	\$56,211.45	\$56,211.45	\$0.00	\$0.00	\$56,211.45	\$0.00	0.0%	\$56,211.45	\$0.00	0.0%	\$56,211.45
<b>Total</b>	<b>\$2,256,587.55</b>	<b>\$2,471,158.00</b>	<b>\$9,422.75</b>	<b>\$2,345,455.20</b>	<b>\$116,280.05</b>	<b>\$2,345,455.20</b>	<b>100.0%</b>	<b>\$116,280.05</b>	<b>\$2,216,748.02</b>	<b>94.5%</b>	<b>\$244,987.23</b>



U.S. Department of Housing and Urban Development  
 Office of Community Planning and Development  
 Integrated Disbursement and Information System  
**Status of HOME Grants**  
**SCRANTON**

DATE: 03-04-16  
 TIME: 15:22  
 PAGE: 11

IDIS - PR27

CHDO Loans (CL)

Fiscal Year	Authorized Amount	Amount Subgranted	Amount Committed	% Auth Cmtd	Balance to Commit	Total Disbursed	% Auth Disb	Available to Disburse
1992	\$0.00	\$0.00	\$0.00	0.0%	\$0.00	\$0.00	0.0%	\$0.00
1993	\$0.00	\$0.00	\$0.00	0.0%	\$0.00	\$0.00	0.0%	\$0.00
1994	\$0.00	\$0.00	\$0.00	0.0%	\$0.00	\$0.00	0.0%	\$0.00
1995	\$0.00	\$0.00	\$0.00	0.0%	\$0.00	\$0.00	0.0%	\$0.00
1996	\$0.00	\$0.00	\$0.00	0.0%	\$0.00	\$0.00	0.0%	\$0.00
1997	\$0.00	\$0.00	\$0.00	0.0%	\$0.00	\$0.00	0.0%	\$0.00
1998	\$0.00	\$0.00	\$0.00	0.0%	\$0.00	\$0.00	0.0%	\$0.00
1999	\$0.00	\$0.00	\$0.00	0.0%	\$0.00	\$0.00	0.0%	\$0.00
2000	\$0.00	\$0.00	\$0.00	0.0%	\$0.00	\$0.00	0.0%	\$0.00
2001	\$0.00	\$0.00	\$0.00	0.0%	\$0.00	\$0.00	0.0%	\$0.00
2002	\$0.00	\$0.00	\$0.00	0.0%	\$0.00	\$0.00	0.0%	\$0.00
2003	\$0.00	\$0.00	\$0.00	0.0%	\$0.00	\$0.00	0.0%	\$0.00
2004	\$0.00	\$0.00	\$0.00	0.0%	\$0.00	\$0.00	0.0%	\$0.00
2005	\$0.00	\$0.00	\$0.00	0.0%	\$0.00	\$0.00	0.0%	\$0.00
2006	\$0.00	\$0.00	\$0.00	0.0%	\$0.00	\$0.00	0.0%	\$0.00
2007	\$0.00	\$0.00	\$0.00	0.0%	\$0.00	\$0.00	0.0%	\$0.00
2008	\$9,422.75	\$9,422.75	\$9,422.75	100.0%	\$0.00	\$9,422.75	100.0%	(\$9,422.75)
2009	\$0.00	\$0.00	\$0.00	0.0%	\$0.00	\$0.00	0.0%	\$0.00
2010	\$0.00	\$0.00	\$0.00	0.0%	\$0.00	\$0.00	0.0%	\$0.00
2011	\$0.00	\$0.00	\$0.00	0.0%	\$0.00	\$0.00	0.0%	\$0.00
2012	\$0.00	\$0.00	\$0.00	0.0%	\$0.00	\$0.00	0.0%	\$0.00
2013	\$0.00	\$0.00	\$0.00	0.0%	\$0.00	\$0.00	0.0%	\$0.00
2014	\$0.00	\$0.00	\$0.00	0.0%	\$0.00	\$0.00	0.0%	\$0.00
2015	\$0.00	\$0.00	\$0.00	0.0%	\$0.00	\$0.00	0.0%	\$0.00
<b>Total</b>	<b>\$9,422.75</b>	<b>\$9,422.75</b>	<b>\$9,422.75</b>	<b>100.0%</b>	<b>\$0.00</b>	<b>\$9,422.75</b>	<b>100.0%</b>	<b>(\$9,422.75)</b>





U.S. Department of Housing and Urban Development  
 Office of Community Planning and Development  
 Integrated Disbursement and Information System  
**Status of HOME Grants**  
**SCRANTON**

DATE: 03-04-16  
 TIME: 15:22  
 PAGE: 12

IDIS - PR27

**CHDO Capacity (CC)**

Fiscal Year	Authorized Amount	Amount Subgranted	Amount Committed	% Auth Cmtd	Balance to Commit	Total Disbursed	% Auth Disb	Available to Disburse
1992	\$0.00	\$0.00	\$0.00	0.0%	\$0.00	\$0.00	0.0%	\$0.00
1993	\$0.00	\$0.00	\$0.00	0.0%	\$0.00	\$0.00	0.0%	\$0.00
1994	\$0.00	\$0.00	\$0.00	0.0%	\$0.00	\$0.00	0.0%	\$0.00
1995	\$0.00	\$0.00	\$0.00	0.0%	\$0.00	\$0.00	0.0%	\$0.00
1996	\$0.00	\$0.00	\$0.00	0.0%	\$0.00	\$0.00	0.0%	\$0.00
1997	\$0.00	\$0.00	\$0.00	0.0%	\$0.00	\$0.00	0.0%	\$0.00
1998	\$0.00	\$0.00	\$0.00	0.0%	\$0.00	\$0.00	0.0%	\$0.00
1999	\$0.00	\$0.00	\$0.00	0.0%	\$0.00	\$0.00	0.0%	\$0.00
2000	\$0.00	\$0.00	\$0.00	0.0%	\$0.00	\$0.00	0.0%	\$0.00
2001	\$0.00	\$0.00	\$0.00	0.0%	\$0.00	\$0.00	0.0%	\$0.00
2002	\$0.00	\$0.00	\$0.00	0.0%	\$0.00	\$0.00	0.0%	\$0.00
2003	\$0.00	\$0.00	\$0.00	0.0%	\$0.00	\$0.00	0.0%	\$0.00
2004	\$0.00	\$0.00	\$0.00	0.0%	\$0.00	\$0.00	0.0%	\$0.00
2005	\$0.00	\$0.00	\$0.00	0.0%	\$0.00	\$0.00	0.0%	\$0.00
2006	\$0.00	\$0.00	\$0.00	0.0%	\$0.00	\$0.00	0.0%	\$0.00
2007	\$0.00	\$0.00	\$0.00	0.0%	\$0.00	\$0.00	0.0%	\$0.00
2008	\$0.00	\$0.00	\$0.00	0.0%	\$0.00	\$0.00	0.0%	\$0.00
2009	\$0.00	\$0.00	\$0.00	0.0%	\$0.00	\$0.00	0.0%	\$0.00
2010	\$0.00	\$0.00	\$0.00	0.0%	\$0.00	\$0.00	0.0%	\$0.00
2011	\$0.00	\$0.00	\$0.00	0.0%	\$0.00	\$0.00	0.0%	\$0.00
2012	\$0.00	\$0.00	\$0.00	0.0%	\$0.00	\$0.00	0.0%	\$0.00
2013	\$0.00	\$0.00	\$0.00	0.0%	\$0.00	\$0.00	0.0%	\$0.00
2014	\$0.00	\$0.00	\$0.00	0.0%	\$0.00	\$0.00	0.0%	\$0.00
2015	\$0.00	\$0.00	\$0.00	0.0%	\$0.00	\$0.00	0.0%	\$0.00
<b>Total</b>	<b>\$0.00</b>	<b>\$0.00</b>	<b>\$0.00</b>	<b>0.0%</b>	<b>\$0.00</b>	<b>\$0.00</b>	<b>0.0%</b>	<b>\$0.00</b>



U.S. Department of Housing and Urban Development  
 Office of Community Planning and Development  
 Integrated Disbursement and Information System  
**Status of HOME Grants**  
**SCRANTON**

DATE: 03-04-16  
 TIME: 15:22  
 PAGE: 13

IDIS - PR27

Reservations to State Recipients and Sub-recipients (SU)

Fiscal Year	Authorized Amount	Amount Subgranted to Other Entities	Amount Committed	% Auth Cmtd	Balance to Commit	Total Disbursed	% Auth Disb	Available to Disburse
1992	\$0.00	\$0.00	\$0.00	0.0%	\$0.00	\$0.00	0.0%	\$0.00
1993	\$0.00	\$0.00	\$0.00	0.0%	\$0.00	\$0.00	0.0%	\$0.00
1994	\$0.00	\$0.00	\$0.00	0.0%	\$0.00	\$0.00	0.0%	\$0.00
1995	\$0.00	\$0.00	\$0.00	0.0%	\$0.00	\$0.00	0.0%	\$0.00
1996	\$0.00	\$0.00	\$0.00	0.0%	\$0.00	\$0.00	0.0%	\$0.00
1997	\$0.00	\$0.00	\$0.00	0.0%	\$0.00	\$0.00	0.0%	\$0.00
1998	\$0.00	\$0.00	\$0.00	0.0%	\$0.00	\$0.00	0.0%	\$0.00
1999	\$0.00	\$0.00	\$0.00	0.0%	\$0.00	\$0.00	0.0%	\$0.00
2000	\$0.00	\$0.00	\$0.00	0.0%	\$0.00	\$0.00	0.0%	\$0.00
2001	\$0.00	\$0.00	\$0.00	0.0%	\$0.00	\$0.00	0.0%	\$0.00
2002	\$0.00	\$0.00	\$0.00	0.0%	\$0.00	\$0.00	0.0%	\$0.00
2003	\$0.00	\$0.00	\$0.00	0.0%	\$0.00	\$0.00	0.0%	\$0.00
2004	\$0.00	\$0.00	\$0.00	0.0%	\$0.00	\$0.00	0.0%	\$0.00
2005	\$0.00	\$0.00	\$0.00	0.0%	\$0.00	\$0.00	0.0%	\$0.00
2006	\$0.00	\$0.00	\$0.00	0.0%	\$0.00	\$0.00	0.0%	\$0.00
2007	\$0.00	\$0.00	\$0.00	0.0%	\$0.00	\$0.00	0.0%	\$0.00
2008	\$0.00	\$0.00	\$0.00	0.0%	\$0.00	\$0.00	0.0%	\$0.00
2009	\$0.00	\$0.00	\$0.00	0.0%	\$0.00	\$0.00	0.0%	\$0.00
2010	\$0.00	\$0.00	\$0.00	0.0%	\$0.00	\$0.00	0.0%	\$0.00
2011	\$157,435.47	\$157,435.47	\$157,435.47	100.0%	\$0.00	\$157,435.47	100.0%	\$0.00
2012	\$87,241.81	\$32,564.84	\$17,044.84	19.5%	\$70,196.97	\$17,044.84	19.5%	\$70,196.97
2013	\$0.00	\$0.00	\$0.00	0.0%	\$0.00	\$0.00	0.0%	\$0.00
2014	\$0.00	\$0.00	\$0.00	0.0%	\$0.00	\$0.00	0.0%	\$0.00
2015	\$0.00	\$0.00	\$0.00	0.0%	\$0.00	\$0.00	0.0%	\$0.00
<b>Total</b>	<b>\$244,677.28</b>	<b>\$190,000.31</b>	<b>\$174,480.31</b>	<b>71.3%</b>	<b>\$70,196.97</b>	<b>\$174,480.31</b>	<b>71.3%</b>	<b>\$70,196.97</b>



U.S. Department of Housing and Urban Development  
 Office of Community Planning and Development  
 Integrated Disbursement and Information System  
**Status of HOME Grants**  
**SCRANTON**

DATE: 03-04-16  
 TIME: 15:22  
 PAGE: 14

IDIS - PR27

**Total Program Funds**

Fiscal Year	Total Authorization	Local Account Funds	Committed Amount	Net Disbursed for Activities	Net Disbursed for Admin/CHDO OP	Net Disbursed	Disbursed Pending Approval	Total Disbursed	Available to Disburse
1992	\$750,000.00	\$0.00	\$750,000.00	\$750,000.00	\$0.00	\$750,000.00	\$0.00	\$750,000.00	\$0.00
1993	\$443,000.00	\$0.00	\$443,000.00	\$443,000.00	\$0.00	\$443,000.00	\$0.00	\$443,000.00	\$0.00
1994	\$637,000.00	\$0.00	\$573,300.00	\$573,300.00	\$63,700.00	\$637,000.00	\$0.00	\$637,000.00	\$0.00
1995	\$686,000.00	\$0.00	\$617,400.00	\$617,400.00	\$68,600.00	\$686,000.00	\$0.00	\$686,000.00	\$0.00
1996	\$620,000.00	\$0.00	\$558,000.00	\$558,000.00	\$62,000.00	\$620,000.00	\$0.00	\$620,000.00	\$0.00
1997	\$607,000.00	\$206,086.41	\$813,086.41	\$813,086.41	\$0.00	\$813,086.41	\$0.00	\$813,086.41	\$0.00
1998	\$650,000.00	\$302,516.62	\$887,516.62	\$887,516.62	\$65,000.00	\$952,516.62	\$0.00	\$952,516.62	\$0.00
1999	\$699,000.00	\$119,572.49	\$748,672.49	\$748,672.49	\$69,900.00	\$818,572.49	\$0.00	\$818,572.49	\$0.00
2000	\$700,000.00	\$0.00	\$630,000.00	\$630,000.00	\$70,000.00	\$700,000.00	\$0.00	\$700,000.00	\$0.00
2001	\$779,000.00	\$118,118.37	\$819,218.37	\$819,218.37	\$77,900.00	\$897,118.37	\$0.00	\$897,118.37	\$0.00
2002	\$777,000.00	\$363,097.90	\$1,062,397.90	\$1,062,397.90	\$77,700.00	\$1,140,097.90	\$0.00	\$1,140,097.90	\$0.00
2003	\$723,491.00	\$21,767.50	\$672,909.40	\$672,909.40	\$72,349.10	\$745,258.50	\$0.00	\$745,258.50	\$0.00
2004	\$721,000.00	\$60,615.14	\$711,757.14	\$711,757.14	\$69,858.00	\$781,615.14	\$0.00	\$781,615.14	\$0.00
2005	\$693,090.00	\$23,308.86	\$716,398.86	\$716,398.86	\$0.00	\$716,398.86	\$0.00	\$716,398.86	\$0.00
2006	\$652,384.00	\$13,766.00	\$600,911.60	\$600,911.60	\$65,238.40	\$666,150.00	\$0.00	\$666,150.00	\$0.00
2007	\$648,024.00	\$113,052.75	\$696,274.35	\$696,274.35	\$64,802.40	\$761,076.75	\$0.00	\$761,076.75	\$0.00
2008	\$628,183.00	\$68,640.64	\$634,005.34	\$634,005.34	\$62,818.30	\$696,823.64	\$0.00	\$696,823.64	\$0.00
2009	\$699,493.00	\$226,015.44	\$855,559.14	\$855,559.14	\$69,949.30	\$925,508.44	\$0.00	\$925,508.44	\$0.00
2010	\$696,421.00	\$54,414.54	\$681,193.39	\$681,193.39	\$69,642.10	\$750,835.49	\$0.00	\$750,835.49	\$0.05
2011	\$616,948.00	\$61,691.25	\$616,944.45	\$608,887.27	\$61,694.80	\$670,582.07	\$0.00	\$670,582.07	\$8,057.18
2012	\$417,355.00	\$6,853.42	\$312,275.95	\$312,275.95	\$41,735.50	\$354,011.45	\$0.00	\$354,011.45	\$70,196.97
2013	\$389,381.00	\$91,111.62	\$380,378.37	\$201,457.24	\$40,045.70	\$241,502.94	\$7,945.27	\$249,448.21	\$231,044.41
2014	\$424,328.00	\$40,367.06	\$170,929.15	\$40,367.06	\$41,907.80	\$82,274.86	\$0.00	\$82,274.86	\$382,420.20
2015	\$374,743.00	\$45,358.58	\$45,358.58	\$45,358.58	\$35,088.17	\$80,446.75	\$0.00	\$80,446.75	\$339,654.83
<b>Total</b>	<b>\$15,032,841.00</b>	<b>\$1,936,354.59</b>	<b>\$14,997,487.51</b>	<b>\$14,679,947.11</b>	<b>\$1,249,929.57</b>	<b>\$15,929,876.68</b>	<b>\$7,945.27</b>	<b>\$15,937,821.95</b>	<b>\$1,031,373.64</b>



U.S. Department of Housing and Urban Development  
 Office of Community Planning and Development  
 Integrated Disbursement and Information System  
**Status of HOME Grants**  
**SCRANTON**

DATE: 03-04-16  
 TIME: 15:22  
 PAGE: 15

IDIS - PR27

**Total Program Percent**

Fiscal Year	Total Authorization	Local Account Funds	% Committed for Activities	% Disb for Activities	% Disb for Admin/CHDO OP	% Net Disbursed	% Disbursed Pending Approval	% Total Disbursed	% Available to Disburse
1992	\$750,000.00	\$0.00	100.0%	100.0%	0.0%	100.0%	0.0%	100.0%	0.0%
1993	\$443,000.00	\$0.00	100.0%	100.0%	0.0%	100.0%	0.0%	100.0%	0.0%
1994	\$637,000.00	\$0.00	90.0%	90.0%	10.0%	100.0%	0.0%	100.0%	0.0%
1995	\$686,000.00	\$0.00	90.0%	90.0%	10.0%	100.0%	0.0%	100.0%	0.0%
1996	\$620,000.00	\$0.00	90.0%	90.0%	10.0%	100.0%	0.0%	100.0%	0.0%
1997	\$607,000.00	\$206,086.41	100.0%	100.0%	0.0%	100.0%	0.0%	100.0%	0.0%
1998	\$650,000.00	\$302,516.62	93.1%	93.1%	10.0%	100.0%	0.0%	100.0%	0.0%
1999	\$699,000.00	\$119,572.49	91.4%	91.4%	10.0%	100.0%	0.0%	100.0%	0.0%
2000	\$700,000.00	\$0.00	90.0%	90.0%	10.0%	100.0%	0.0%	100.0%	0.0%
2001	\$779,000.00	\$118,118.37	91.3%	91.3%	10.0%	100.0%	0.0%	100.0%	0.0%
2002	\$777,000.00	\$363,097.90	93.1%	93.1%	10.0%	100.0%	0.0%	100.0%	0.0%
2003	\$723,491.00	\$21,767.50	90.2%	90.2%	10.0%	100.0%	0.0%	100.0%	0.0%
2004	\$721,000.00	\$60,615.14	91.0%	91.0%	9.6%	100.0%	0.0%	100.0%	0.0%
2005	\$693,090.00	\$23,308.86	100.0%	100.0%	0.0%	100.0%	0.0%	100.0%	0.0%
2006	\$652,384.00	\$13,766.00	90.2%	90.2%	10.0%	100.0%	0.0%	100.0%	0.0%
2007	\$648,024.00	\$113,052.75	91.4%	91.4%	10.0%	100.0%	0.0%	100.0%	0.0%
2008	\$628,183.00	\$68,640.64	90.9%	90.9%	10.0%	100.0%	0.0%	100.0%	0.0%
2009	\$699,493.00	\$226,015.44	92.4%	92.4%	10.0%	100.0%	0.0%	100.0%	0.0%
2010	\$696,421.00	\$54,414.54	90.7%	90.7%	10.0%	99.9%	0.0%	99.9%	0.0%
2011	\$616,948.00	\$61,691.25	90.9%	89.7%	10.0%	98.8%	0.0%	98.8%	1.1%
2012	\$417,355.00	\$6,853.42	73.6%	73.6%	10.0%	83.4%	0.0%	83.4%	16.5%
2013	\$389,381.00	\$91,111.62	79.1%	41.9%	10.2%	50.2%	1.6%	51.9%	48.0%
2014	\$424,328.00	\$40,367.06	36.7%	8.6%	9.8%	17.7%	0.0%	17.7%	82.2%
2015	\$374,743.00	\$45,358.58	10.7%	10.7%	9.3%	19.1%	0.0%	19.1%	80.8%
<b>Total</b>	<b>\$15,032,841.00</b>	<b>\$1,936,354.59</b>	<b>88.3%</b>	<b>86.5%</b>	<b>8.3%</b>	<b>93.8%</b>	<b>0.0%</b>	<b>93.9%</b>	<b>6.0%</b>

**Scranton, Pennsylvania**

**PR 33**

**HOME Matching Liability Report**

U.S. Department of Housing and Urban Development  
 Office of Community Planning and Development  
 Integrated Disbursement and Information System  
 Home Matching Liability Report

SCRANTON, PA

Fiscal Year	Match Percent	Total Disbursements	Disbursements Requiring Match	Match Liability Amount
1997	25.0%	\$567,025.47	\$510,344.33	\$127,586.08
1998	25.0%	\$772,224.10	\$738,192.81	\$184,548.20
1999	25.0%	\$430,076.26	\$423,870.78	\$105,967.69
2000	25.0%	\$607,187.23	\$581,840.15	\$145,460.03
2001	25.0%	\$768,122.44	\$692,545.09	\$173,136.27
2002	25.0%	\$554,978.25	\$487,156.94	\$121,789.23
2003	12.5%	\$263,197.00	\$230,807.24	\$28,850.90
2004	12.5%	\$426,734.39	\$342,627.39	\$42,828.42
2005	25.0%	\$487,532.32	\$406,424.05	\$101,606.01
2006	25.0%	\$694,999.35	\$635,161.87	\$158,790.46
2007	25.0%	\$637,073.92	\$575,672.55	\$143,918.13
2008	12.5%	\$1,429,326.61	\$1,257,034.76	\$157,129.34
2009	12.5%	\$1,101,408.27	\$979,618.41	\$122,452.30
2010	12.5%	\$557,775.48	\$487,442.13	\$60,930.26
2011	12.5%	\$530,799.30	\$445,976.21	\$55,747.02
2012	0.0%	\$629,443.62	\$0.00	\$0.00
2013	0.0%	\$357,196.12	\$0.00	\$0.00

U.S. Department of Housing and Urban Development  
Office of Community Planning and Development  
Integrated Disbursement and Information System  
Home Matching Liability Report

DATE: 03-04-16  
TIME: 15:26  
PAGE: 2

2014	0.0%	\$577,362.59	\$0.00	\$0.00
2015	0.0%	\$71,902.29	\$0.00	\$0.00

**Scranton, Pennsylvania**

**PR 50**

**CDBG Expenditure Report**





Office of Community Planning and Development  
 U.S. Department of Housing and Urban Development  
 Integrated Disbursement and Information System  
 Expenditure Report

DATE: 03-04-16  
 TIME: 15:06  
 PAGE: 1

Use of CDBG Funds by SCRANTON, PA  
 from 01-01-2015 to 12-31-2015

Matrix Code	Activity Group	Matrix Code Name	Disbursements	Percent of Total
04	AC	Clearance and Demolition	178,844.40	6.55%
<b>Subtotal for : Acquisition</b>			<b>178,844.40</b>	<b>6.55%</b>
18A	ED	ED Direct Financial Assistance to For-Profits	39,000.00	1.43%
<b>Subtotal for : Economic Development</b>			<b>39,000.00</b>	<b>1.43%</b>
14A	HR	Rehab; Single-Unit Residential	34,484.52	1.26%
<b>Subtotal for : Housing</b>			<b>34,484.52</b>	<b>1.26%</b>
03	PI	Public Facilities and Improvement (General)	85,441.95	3.13%
03D	PI	Youth Centers	20,914.61	0.77%
03E	PI	Neighborhood Facilities	179,764.60	6.58%
03K	PI	Street Improvements	1,349,847.65	49.40%
03L	PI	Sidewalks	32,425.00	1.19%
<b>Subtotal for : Public Facilities and Improvements</b>			<b>1,668,393.81</b>	<b>61.06%</b>
05	PS	Public Services (General)	5,000.00	0.18%
05B	PS	Handicapped Services	17,650.48	0.65%
05D	PS	Youth Services	29,371.80	1.07%
05H	PS	Employment Training	16,727.34	0.61%
05I	PS	Crime Awareness	163,316.30	5.98%
05Q	PS	Subsistence Payment	16,374.58	0.60%
<b>Subtotal for : Public Services</b>			<b>248,440.50</b>	<b>9.09%</b>
21A	AP	General Program Administration	441,737.26	16.17%
<b>Subtotal for : General Administration and Planning</b>			<b>441,737.26</b>	<b>16.17%</b>
19F	VV	Planned Repayment of Section 108 Loan Principal	222,720.29	8.15%
19G	VV	Unplanned Repayment of Section 108 Loan Principal	-101,330.06	-3.71%
<b>Subtotal for : Repayment of Section 108 Loans</b>			<b>121,390.23</b>	<b>4.44%</b>
<b>Total Disbursements</b>			<b>2,732,290.72</b>	<b>100.00%</b>

**Scranton, Pennsylvania**

**PR 51**

**Selected CDBG  
Accomplishment Report**

**Program Year 2015**



U.S. Department of Housing and Urban Development  
 Office of Community Planning and Development  
 Integrated Disbursement and Information System  
 SCRANTON, PA  
 PR 51- Selected CDBG Accomplishment Report  
 Program Year Between 01-01-2015 and 12-31-2015

DATE: 03-04-16  
 TIME: 15:04  
 PAGE: 1

**ECONOMIC DEVELOPMENT**

Matrix Code	Eligible Activity	Number of Jobs Created/Retained
18A	ED Direct Financial Assistance to For-Profits	2
Total Number of Jobs Created/Retained:		2

**PUBLIC SERVICES**

Matrix Code	Eligible Activity	Number of Persons Benefitting
05D	Youth Services	295
05I	Crime Awareness	56,520
05L	Child Care Services	29
Total Number of Persons Benefitting:		56,844

**PUBLIC IMPROVEMENTS**

Matrix Code	Eligible Activity	Number of Persons Benefitting
03D	Youth Centers	220
03E	Neighborhood Facilities	4,440
03K	Street Improvements	5,545
03L	Sidewalks	640
Total Number of Persons Benefitting:		10,845

**Scranton, Pennsylvania**

**PR 91**

**ESG**

**Financial Summary**

**2015**



PR91 - ESG Financial Summary  
SCRANTON, PA

2015

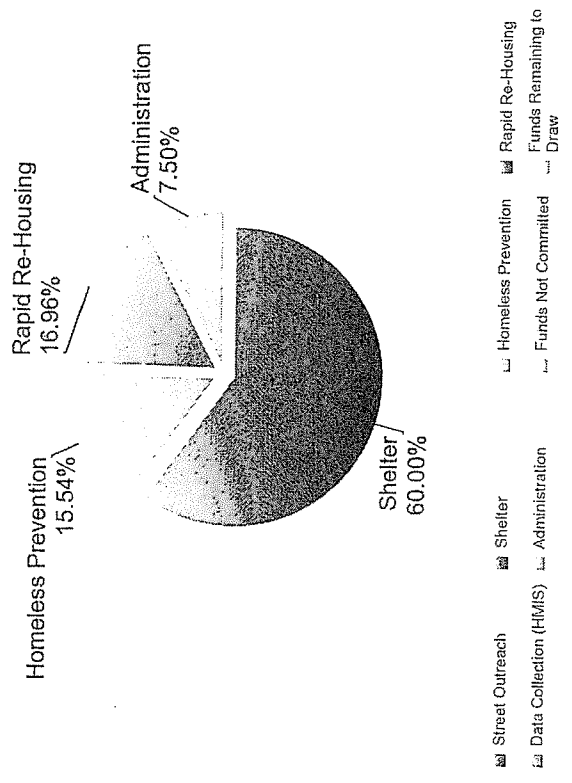
ESG Program Level Summary

Grant Number	Total Grant Amount	Total Funds Committed	Total Funds Available to Commit	Grant Funds Drawn	% of Grant Funds Drawn	Available to Draw	% Remaining to Draw
E15MC420014	\$230,044.00	\$230,044.00	\$0.00	\$92,835.82	40.36%	\$137,208.18	59.64%

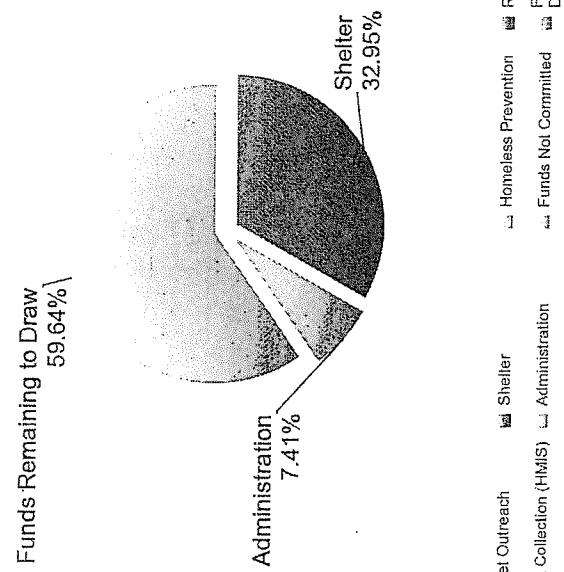
ESG Program Components

Activity Type	Total Committed to Activities	% of Grant Committed	Drawn Amount	% of Grant Drawn
Street Outreach	\$0.00	0.00%	\$0.00	0.00%
Shelter	\$138,026.00	60.00%	\$75,788.58	32.95%
Homeless Prevention	\$35,755.00	15.54%	\$0.00	0.00%
Rapid Re-Housing	\$39,010.00	16.96%	\$0.00	0.00%
Data Collection (HMIS)	\$0.00	0.00%	\$0.00	0.00%
Administration	\$17,253.00	7.50%	\$17,047.24	7.41%
Funds Not Committed	\$0.00	0.00%	\$0.00	0.00%
Funds Remaining to Draw	\$0.00	0.00%	\$137,208.18	59.64%
<b>Total</b>	<b>\$230,044.00</b>	<b>100.00%</b>	<b>\$230,044.00</b>	<b>100.00%</b>

Funds Committed



Funds Drawn



- Street Outreach
- Data Collection (HMIS)
- Shelter
- Administration
- Homeless Prevention
- Rapid Re-Housing
- Funds Remaining to Draw
- Funds Not Committed



U.S. Department of Housing and Urban Development  
Office of Community Planning and Development  
Integrated Disbursement and Information System

DATE: 03-04-16  
TIME: 15:28  
PAGE: 2

PR91 - ESG Financial Summary

SCRANTON, PA

2015

**24-Month Grant Expenditure Deadline**

All of the recipient's grant must be expended for eligible activity costs within 24 months after the date HUD signs the grant agreement with the recipient. Expenditure means either an actual cash disbursement for a direct charge for a good or service or an indirect cost or the accrual of a direct charge for a good or service or an indirect cost. This report uses draws in IDIS to measure expenditures. HUD allocated Fiscal Year 2011 ESG funds in two allocations. For FY2011, this Obligation Date is the date of the first allocation. This report does not list the Obligation Date, does not calculate the Expenditure Deadline, and does not track the Days Remaining for the FY 2011 second allocation.

Grant Amount: \$230,044.00

Grant Number	Draws to Date	HUD Obligation Date	Expenditure Deadline	Days Remaining to Meet Requirement Date	Expenditures Required
E15MC420014	\$92,835.82	07/17/2015	07/17/2017	500	\$137,208.18

**60% Cap on Emergency Shelter and Street Outreach**

The cap refers to the total amount of the recipient's fiscal year grant, allowed for emergency shelter and street outreach activities, is capped at 60 percent. This amount cannot exceed the greater of: (1) 60% of the overall grant for the year; or, (2) the amount of Fiscal Year 2010 ESG funds committed for homeless assistance activities.

Amount Committed to Shelter	Amount Committed to Street Outreach	Total Amount Committed to Shelter and Street Outreach	% Committed to Shelter and Street Outreach	2010 Funds Committed to Homeless Assistance Activities	Total Drawn for Shelter and Street Outreach	% Drawn for Shelter and Street Outreach
\$138,026.00	\$0.00	\$138,026.00	60.00%	\$115,858.00	\$75,788.58	32.95%



U.S. Department of Housing and Urban Development  
Office of Community Planning and Development  
Integrated Disbursement and Information System  
PR91 - ESG Financial Summary  
SCRANTON, PA  
2015

DATE: 03-04-16  
TIME: 15:28  
PAGE: 3

**ESG Draws By Month (at the total grant level):**

Grant Amount: 230,044.00

No data returned for this view. This might be because the applied filter excludes all data.

**ESG Draws By Quarter (at the total grant level):**

No data returned for this view. This might be because the applied filter excludes all data.



U.S. Department of Housing and Urban Development  
 Office of Community Planning and Development  
 Integrated Disbursement and Information System  
 PR91 - ESG Financial Summary

SCRANTON, PA

2015

DATE: 03-04-16  
 TIME: 15:28  
 PAGE: 5

ESG Subrecipient Commitments and Draws by Activity Category :

Subrecipient	Activity Type	Committed	Drawn
UNITED NEIGHBORHOOD CENTERS	Homeless Prevention	\$34,255.00	\$0.00
	Total	\$34,255.00	\$0.00
	Total Remaining to be Drawn		\$34,255.00
	Percentage Remaining to be Drawn		100.00%
CATHERINE MCAULEY CENTER	Shelter	\$30,904.00	\$24,207.09
	Rapid Re-Housing	\$12,255.00	\$0.00
	Total	\$43,159.00	\$24,207.09
	Total Remaining to be Drawn		\$18,951.91
	Percentage Remaining to be Drawn		43.91%
COMMUNITY INTERVENTION CENTER	Shelter	\$20,904.00	\$0.00
	Rapid Re-Housing	\$10,000.00	\$0.00
	Total	\$30,904.00	\$0.00
	Total Remaining to be Drawn		\$30,904.00
	Percentage Remaining to be Drawn		100.00%
ST. JOSEPH'S CENTER	Shelter	\$13,686.00	\$4,523.65
	Total	\$13,686.00	\$4,523.65
	Total Remaining to be Drawn		\$9,162.35
	Percentage Remaining to be Drawn		66.95%
WOMEN'S RESOURCE CENTER, INC.	Shelter	\$27,763.00	\$8,178.31
	Homeless Prevention	\$1,500.00	\$0.00
	Rapid Re-Housing	\$16,755.00	\$0.00
	Total	\$46,018.00	\$8,178.31
	Total Remaining to be Drawn		\$37,839.69
	Percentage Remaining to be Drawn		82.23%
Catholic Social Services St. James Manor	Shelter	\$9,100.00	\$6,605.83
	Total	\$9,100.00	\$6,605.83
	Total Remaining to be Drawn		\$2,494.17
	Percentage Remaining to be Drawn		27.41%
Catholic Social Services St. Anthony's Haven	Shelter	\$35,669.00	\$32,273.70
	Total	\$35,669.00	\$32,273.70
	Total Remaining to be Drawn		\$3,395.30
	Percentage Remaining to be Drawn		9.52%
OECD-City of Scranton	Administration	\$17,253.00	\$17,047.24
	Total	\$17,253.00	\$17,047.24
	Total Remaining to be Drawn		\$205.76
	Percentage Remaining to be Drawn		1.19%





U.S. Department of Housing and Urban Development  
Office of Community Planning and Development  
Integrated Disbursement and Information System  
PR91 - ESG Financial Summary

SCRANTON, PA

2015

DATE: 03-04-16  
TIME: 15:28  
PAGE: 6

ESG Subrecipients by Activity Category

Activity Type	Subrecipient
Shelter	CATHERINE MCAULEY CENTER
	COMMUNITY INTERVENTION CENTER
	ST. JOSEPH'S CENTER
	WOMEN'S RESOURCE CENTER, INC.
Homeless Prevention	Catholic Social Services St. James Manor
	Catholic Social Services St. Anthony's Haven
Rapid Re-Housing	UNITED NEIGHBORHOOD CENTERS
	WOMEN'S RESOURCE CENTER, INC.
Administration	CATHERINE MCAULEY CENTER
	COMMUNITY INTERVENTION CENTER
	WOMEN'S RESOURCE CENTER, INC.
	OECD-City of Scranton