

# **BID-PACKAGE**

FOR

## **Purchase of ADA POOL LIFTS**

**PROJECT # 10-28, IDIS 2168 (FILE 247)**

OFFICE OF ECONOMIC AND COMMUNITY DEVELOPMENT  
CITY OF SCRANTON

CHRISTOPHER A. DOHERTY, MAYOR

### **CITY COUNCIL**

JANET EVANS, PRESIDENT  
FRANK JOYCE, VICE PRESIDENT  
PATRICK ROGAN  
ROBERT McGOFF  
JOHN (JACK) LOSCOMBE

### **CITY CONTROLLER**

ROSEANN NOVEMBRINO

OFFICE OF ECONOMIC AND COMMUNITY DEVELOPMENT  
LINDA B. AEBLI, EXECUTIVE DIRECTOR  
SCRANTON MUNICIPAL BUILDING  
340 NORTH WASHINGTON AVENUE  
1<sup>st</sup> FLOOR  
SCRANTON, PA 18503

January 2013

CITY OF SCRANTON  
OFFICE OF ECONOMIC AND COMMUNITY DEVELOPMENT

**BID FORM  
ADA POOL LIFTS**

**PROJECT # 10-28, IDIS 2168 (FILE 247)**

OWNER'S NAME (PRINT) \_\_\_\_\_

COMPANY NAME \_\_\_\_\_

ADDRESS \_\_\_\_\_

PHONE \_\_\_\_\_ CELL \_\_\_\_\_ DATE: \_\_\_\_\_

FAX \_\_\_\_\_ Email: \_\_\_\_\_

\_\_\_\_\_  
DATE \_\_\_\_\_  
AUTHORIZED SIGNATURE

Having examined the Contract Documents, Project Technical Specifications and being familiar with all the conditions associated with the purchase request; I (we), propose to furnish (supply) all materials and equipment to complete the purchase of Three (3) units in accordance with the Project Specifications and Contract Documents for the Lump Sum "Base Bid" Price of:

**Three (3) units**

**TOTAL LUMP SUM BID \$ \_\_\_\_\_**

**Additional unit cost \$ \_\_\_\_\_ each**

**MARK ENVELOPE PLAINLY:**

**ADA Pool Lifts  
PROJECT # 10-28, IDIS 2168 (FILE 247)**

Be sure to submit your bids to City Controller's Office by:

**MONDAY, FEBRUARY 11, 2013**

**11:00 A.M.**

**INVITATION TO BIDDERS  
CITY OF SCRANTON  
OFFICE OF ECONOMIC AND COMMUNITY DEVELOPMENT**

SEALED BIDS WILL BE RECEIVED BY THE CITY CONTROLLER'S OFFICE, 2ND FLOOR, CITY HALL, 340 NORTH WASHINGTON AVENUE, SCRANTON, PA 18503, **UNTIL 11:00 A.M. ON MONDAY FEBRUARY 11, 2013** AT WHICH TIME THEY WILL BE OPENED AND READ ALOUD IN COUNCIL CHAMBERS, BY THE OFFICE OF ECONOMIC AND COMMUNITY DEVELOPMENT REPRESENTATIVE FOR THE FOLLOWING:

**PURCHASE OF  
ADA POOL LIFTS  
PROJECT# 10-28 IDIS 2168**

Specifications may be obtained from the Office of Economic and Community Development Office, Scranton Municipal Building, 340 N. Washington Avenue 1<sup>st</sup> Floor, Scranton Pa. 18503 or online at <http://www.scrantonpa.gov/oecd.html> The contract will be awarded to the lowest most responsible bidder; however, the City of Scranton reserves the right to reject any or all bids or any part of any bid in connection with said project. Bidding shall be in compliance with Section 603 of the administrative code of the City of Scranton. Envelopes containing bids shall be plainly marked specifying work covered by the bid and delivered or mailed to the office of the City Controller, 2nd Floor, Scranton Municipal Building, 340 N. Washington Avenue, Scranton, Pa 18503. The City of Scranton, OECD, encourages minority and women owned businesses to participate in the bidding. The Office of Economic and Community Development under the U.S. Department of Housing and Urban Development (HUD) will fund this project 100% through the Community Development Block Grant Program.

---

**LINDA AEBLI, EXECUTIVE DIRECTOR  
OFFICE OF ECONOMIC AND COMMUNITY DEVELOPMENT**

**SPECIFICATIONS**  
**FOR**  
**ADA ACCESSIBLE POOL LIFTS**  
**SCOPE OF PURCHASE**

- A. Accepting bids for purchase of Three (3) S.R. Smith LLC PAL Portable Aquatic lifts
- B. Preferred Recommended manufacture model # 200-0000/EU
- C. Include additional equipment Part # 900-2000 Stability Vest, 500-1000 Spine board Attachment, 170-1000 Arm Rest Assembly and 920-2000 Total Cover
- D. Lift to meet or exceed Americans with Disabilities Act (ADA/ABA 2004)
- E. 300 LB lifting capacity
- F. Powered by 24-volt Rechargeable Battery
- G. User operated with Waterproof Hand Control
- H. 240-degree rotation to ensure safe transfer area
- I. No Deck Anchor required
- J. Manufactured of Powder-Coated Stainless Steel and Aluminum and will include Battery, Battery Charger, Battery Console Cover, Waterproof Control, Stainless Steel Anchor, Socket with Cover, Footrest.
- K. The successful Bidder (Supplier) shall supply all unit documentation relative to operation and warranties to the City of Scranton's Department of Public Works Director.
- L. The successful Bidder (Supplier) shall coordinate and deliver all units to the designated location to be determined by the City of Scranton's Department of Public Works Director.

**COMPLETION:**

Project purchase must be delivered and completed by April 1, 2013 after the signing of the service (purchase) contract.

Purchase Description, Technical Specification and Scope of purchase related to this project has been provided and approved for publication and bidding by the City of Scranton representatives hereto defined as the Plan Holder:

Plan Holder's approval below:

Director of Public Works: Mark Dougher,  
Phone: 570-348-4181, or E-mail: mdougher@scrantonpa.gov

Program Specialist: Sandra Opshinsky,  
Phone 570-348-4188, or E-mail: sopshinsky@scrantonpa.gov

Suggested Specification: PAL Portable Aquatic Lift  
Expanded Version

**Lift Model Shall Be: S.R.Smith, LLC Portable Aquatic Lift, # 200-0000/EU.** It shall be battery powered, comply with Americans With Disabilities Act Access Guidelines (ADAAG), and have a lifting capacity of 300 pounds. Capable of easy movement to multiple pool locations using a patented counterbalance system (no deck anchors required). Product shall include battery, charger, battery console cover, waterproof control, foot rest and seatbelt assembly.

**a.** Manufacturer to provide technical support and assistance to confirm pool lift satisfies pool geometry or if another PAL Model is more appropriate (Spa #275-0000, Hi/Lo #250-0000).

**b.** Have a LINAK (approved for medical applications) screw/spline type actuator to provide a safe and stable stop at any point in the lifting cycle. Capable of:

- i. Not only having a stopping point that is a minimum of 16 inches and a maximum of 19 inches measured from the deck to the top of the seat surface when the seat is in the raised position (accessibility guidelines), but also providing additional stopping points at various heights to accommodate users of all ages and abilities.
- ii. Submerging the seat a minimum of 18" below the surface of the water.

**c.** Configured to facilitate ease in user transfer within clear deck space of 36 inches wide by 48 inches deep starting 12 inches from the back end of the seat (Ref. ADAAG).

**d.** Have a 24-volt gear motor to power side to side rotation to allow for ample clear deck space for transfer on both sides of the lift.

**e.** Seat:

- i. Width of 18.5 inches (ADAAG Requires 16 inches).
- ii. Back that extends 24 inches high (ADAAG Requires 12 inches).

**f.** Be structurally capable of providing a stable user transfer and pass a static load test equal to 1.5 times the rated load capacity.

**g.** Metallic parts (stainless steel and aluminum) to be passivated, pretreated and powder coated using a 5-step process. The process is to be validated by samples undergoing a 4,000 hour Salt Fog Test (ASTM D1654), by a recognized independent laboratory, and achieve a rating of 10 (highest possible rating). (Note: The test is the equivalent of 10 years exposure to this harsh environment.)

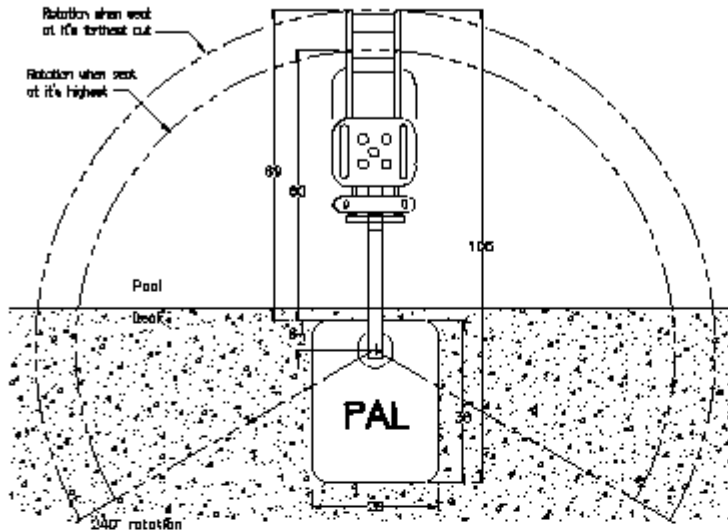
**h.** Have a Manufacturer's Warranty:

- i. Frame – 3 Years (except powder coated finish)
- ii. Electronic Components – 2 Years (except battery)
- iii. Battery – 1 Year, Pro-rated (90 days – 100%, 91 to 365 days – 50%)

**i.** Have the following optional equipment:

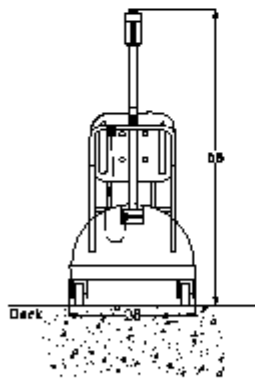
Part #	Description	Part #	Description
900-2000	Stability Vest	170-1000	Arm Rest Assembly
500-1000	Spineboard Attachment	920-2000	Total Cover

# PAL STANDARD POOL LIFT

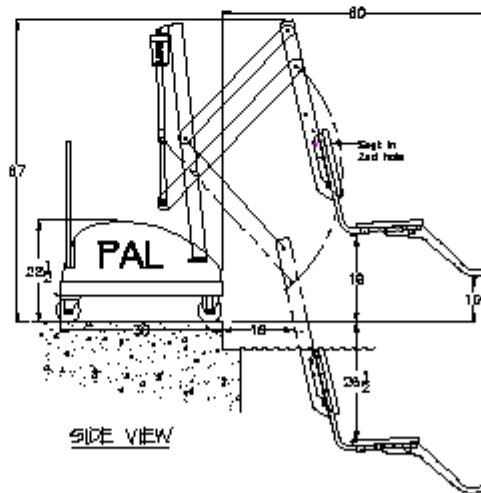


TOP VIEW

NOTES:  
 1. DRAWINGS SHOW KEY VIEWS OF LIFT.  
 2. INSTALLATION TO BE COMPLETED IN ACCORDANCE WITH MANUFACTURER'S SPECIFICATIONS.  
 3. DO NOT SCALE DRAWINGS.



BACK VIEW



SIDE VIEW

This represents the most current information on this product. However, S.R. Smith assumes no liability for its use.



S.R. Smith, LLC  
 1017 SW Berg Parkway  
 Canby, OR 97013  
 www.poollifts.com

☎ 800.824.4387  
 p 503.266.2231  
 f 503.266.4334  
 info@srsmith.com

Product	PAL LIFT		Part Number	200-0000			
Drawn by:	LC	Date:	08-03-09	Approved by:	JC	Date:	08-25-09
Drawing #:	200-0000	Rev:	0	Sheet:	0		

© 2010 S.R. Smith, LLC